

Introductory sub-table (I)(a)

Name of the Company: SINDHU TRADE LINKS LIMITED			
Scrip Code, Name of the scrip, class of security: ,			
Quarter ended: 31/12/2013			
Partly paid-up shares:-	No. of partly paid-up shares	As a % of total no. of partly paid-up shares	As a % of total no. of shares of the company
Held by promoter/promoter group		N.A.	N.A.
Held by public		N.A.	N.A.
Total - D	0	N.A.	N.A.
Outstanding convertible securities:- No. of outstanding securities		As a % of total no. of outstanding convertible securities	As a % of total no. of shares of the company, assuming full conversion of the convertible securities
Held by promoter/promoter group		N.A.	N.A.
Held by public		N.A.	N.A.
Total - E	0	N.A.	N.A.
Warrants:-	No. of warrants	As a % of total no. of warrants	As a % of total no. of shares of the company, assuming full conversion of warrants
Held by promoter/promoter group		N.A.	N.A.
Held by public		N.A.	N.A.
Total - F	0	N.A.	N.A.
Total paid-up capital of the company, assuming full conversion of warrants and convertible securities			

SINDHU TRADE LINKS LIMITED

Mehnuze Khan

Company Secretary/Compliance Officer

Statement Showing Shareholding Pattern

Table (I)(a)								
Category code	Category of Shareholder	Number of Shareholders	Total number of shares	Number of shares held in dematerialized form	Total shareholding as a percentage of total number of shares		Shares Pledged or otherwise encumbered	
					As a percentage of (A+B) ¹	As a percentage of (A+B+C)	Number of shares	As a percentage (IX)=(VIII)/(IV)*100
(I)	(II)	(III)	(IV)	(V)	(VI)	(VII)	(VIII)	(IX)
A.	Shareholding of Promoter and Promoter Group							
(1)	Indian	33	30837296	30837296	59.998	59.998	4609754	14.95
(a)	Individuals / Hindu Undivided Family							
(b)	Central Government / State Governments							
©	Bodies Corporate	2	7675000	7675000	14.933	14.933	7675000	100.00
(d)	Financial Institutions/ Banks							
(e)	Any Other (DIRECTORS & RELATIVES)							
	Sub-Total (A) (1)	35	38512296	38512296	74.93	74.93	12284754	31.90
(2)	Foreign							
(a)	Individuals (Non Resident/Foreign Individuals)							
(b)	Bodies Corporate							
©	Institutions							
	Sub-Total (A) (2)							
	Total A=(A)(1)+(A)(2)	35	38512296	38512296	74.930	74.930	12284754	31.90
(B)	Public Shareholding							
(1)	Institutions							
(a)	Mutual Funds / UTI							
(b)	Financial Institutions / Banks							
©	Central Government / State Governments							
(d)	Venture Capital Funds							
(e)	Insurance Companies							
(f)	Foreign Institutional Investors							
(g)	Foreign Venture Capital Investors							
(h)	Any Other (specify)							
	Sub Total (B) (1)							
(2)	Non-Institutional							
(a)	Bodies Corporate	8	327740	0	0.638	0.638	N.A	N.A
(b)	Individuals							
	i Individual shareholders holding nominal share capital upto Rs. 1 Lakh	438	382365	25105	0.744	0.744	N.A	N.A
	ii Individual shareholders holding nominal share capital in excess of Rs. 1 Lakh	195	12175130	0	23.688	23.688	N.A	N.A
©	Any Other							
	Non Resident India							
	CLEARING MEMBER							
	CLEARING HOUSE	1	95	95				
	Sub Total (B) (2)	642	12885330	25200	25.070	25.070	N.A	N.A
	Total B=(B)(1)+(B)(2)	642	12885330	25200	25.070	25.070	N.A	N.A
	TOTAL (A)+(B)	677	51397626	38537496	100.000	100.000	N.A	N.A
©	Share held by Custodians against which Depository Receipts have been issued							
1	Promoter and Promoter Group	0	0	0	0.000	0.000	N.A	N.A
2	Public	0	0	0	0.000	0.000	N.A	N.A
	Grand Total (A)+(B)+©	677	51397626	38537496	100.000	100.000	12284754	23.90

SINDHU TRADE LINKS LIMITED

Company Secretary/Compliance Officer

(I)(b) Statement showing holding of securities (including shares, warrants, convertible securities) of persons belonging to the category "Promoter and Promoter Group"

Sr. No.	Name of the shareholder	Total Shares Held		Share Pledged or otherwise encumbered			Details of warrants		Details of convertible		Total shares
		Number	As a % of grand total	Number	As a Percentage	As a % of grand total (A)+(B)+© of sub-	Number of warrants held	As a % total number of warrant	Number of convertible securities	As a % total number of converti	
(i)	(ii)	(iii)	(iv)		(v)=(v)/(iii)*100	(vi)	(viii)	(ix)	(x)	(xi)	(xii)
1	ABHIMANYU SINDHU	2725800	5.30								
2	ABHIMANYU SINDHU (HUF)	1018130	1.98								
3	ANIKA SINDHU	540600	1.05								
4	DEV SUMAN SINDHU	653360	1.27								
5	DEV SUMAN SINSHU (HUF)	2908840	5.66	2908840	100.00	5.66					
6	EKTA SINDHU	1080460	2.10								
7	KULBIR SINGH	108000	0.21	108000	100.00	0.21					
8	MITTER SEN SINDHU (HUF)	170700	0.33								
9	PARMESHWARI SEVI	573300	1.12	573300	100.00	1.12					
10	R S SINDHU	1913286	3.72								
11	RUDRA SEN SINDHU	997114	1.94	997114	100.00	1.94					
12	RUDRA SEN SINDHU HUF	735000	1.43								
13	RANCHNA SINDHU	1063820	2.07								
14	RAJBIR SINGH	22500	0.04	22500	100.00	0.04					
15	SAROJ SINDHU	312960	0.61								
16	SARVESH SINDHU	630900	1.23								
17	SATYA PAL SINDHU HUF	228900	0.45								
18	SATYA PAL	3366780	6.55								
19	SAURABH SINDHU	177300	0.34								
20	SAHISTA SINDHU	472800	0.92								
21	SHASHI SINDHU	529320	1.03								
22	SHREYA SINDHU	11100	0.02								
23	SHWETA SINDHU	113700	0.22								
24	SINDHU FARMS P LTD.	75000	0.15	75000	100.00	0.15					

SINDHU TRADE LINKS LIMITED

Company Secretary/Compliance Officer

25	SMRITI SINDHU	175400	0.34							
26	SOMVIR SINDHU	414000	0.81							
27	SRIJANA SINDHU	9600	0.02							
28	SUMATI SINDHU	408300	0.79							
29	SURABHI SINDHU	552600	1.08							
30	USHA SINDHU	684150	1.33							
31	VIR SEN SINDHU HUF	569460	1.11							
32	VIR SEN SINDHU	3603250	7.01							
33	VRIT PAL SINDHU HUF	354890	0.69							
34	VRIT PAL SINDHU	3710976	7.22							
35	PARAMITRA HOLDINGS P LTD.	7600000	14.79		7600000	100.00	14.79			
TOTAL		38512296	74.93		12284754		23.90			


SINDHU TRADE LINKS LIMITED

Company Secretary/Compliance Officer

(I)(c)(i) Statement showing holding of securities (including shares, warrants, convertible securities) of persons belonging to the category "Public" and holding more than 1% of the total number of shares

Sr. No.	Name of the shareholder	Number of shares	Shares as a percentage of total number of shares (i.e., Grand Total (A)+(B)+(C) indicated in Statement at para (I)(a) above}	Details of warrants		Details of convertible securities		Total shares (including underlying shares assuming full conversion of warrants and convertible
				Number of warrants held	As a % total number of warrants of the same class	Number of convertible securities held	% w.r.t total number of convertible securities of the same class	
1	preeti malik	875100	1.70	Nil	Nil	Nil	Nil	Nil
2	shweta dhilion	682000	1.33	Nil	Nil	Nil	Nil	Nil
3	Yudhvir lamba	570000	1.11	Nil	Nil	Nil	Nil	Nil
4	Deepa Malik	606800	1.18	Nil	Nil	Nil	Nil	Nil
TOTAL		2733900	4.14					

SINDHU TRADE LINKS LIMITED


Company Secretary/Compliance Officer

(I)(c)(ii) Statement showing holding of securities (including shares, warrants, convertible securities) of persons (together with PAC) belonging to the category "Public" and holding more than 5% of the total number of shares of the company


Sr. No.	Name(s) of the shareholder(s) and the Persons Acting in Concert (PAC) with them	Number of shares	Shares as a percentage of total number of shares {i.e., Grand Total (A)+(B)+(C)}	Details of		Details of		Total shares (including underlying shares assuming full conversion of warrant)
				Number of warrants	As a % total number of warrants of the same class	Number of convertible securities held	% w.r.t total number of convertible securities of the same class	
				Nil	Nil	Nil	Nil	Nil
				Nil	Nil	Nil	Nil	Nil
				Nil	Nil	Nil	Nil	Nil
TOTAL		0		Nil	Nil	Nil	Nil	Nil

SINDHU TRADE LINKS LIMITED

Company Secretary/Compliance Officer


(I)(d) Statement showing details of locked-in shares

Sr. No.	Name of the shareholder	Number of locked-in shares	Locked-in shares as Percentage	Category of Shareholder (Promotor/ Public)	Locked-in shares as a percentage of total number of shares (i.e., Grand Total (A)+(B)+(C) indicated in Statement at para (I)(a) above)
TOTAL		0	0.00	0	0.00

SINDHU TRADE LINKS LIMITED

Company Secretary/Compliance Officer


Sr.No	Notes
1	
2	
3	
4	
5	
6	
7	
8	
9	

SINDHU TRADE LINKS LIMITED


Company Secretary/Compliance Officer

(II)(a) Statement showing details of Depository Receipts (DRs)


Sr. No.	Type of outstanding DR (ADRs, GDRs, SDRs, etc.)	Number of outstanding DRs	Number of shares underlying outstanding DRs	Shares underlying outstanding DRs as a percentage of total number of shares {i.e., Grand Total (A)+(B)+(C) indicated in Statement at para (I)(a) above}
1				
2				
3				
4				
5				
6		--NIL--		
7				
8				
9				
TOTAL		0	0	0.00

SINDHU TRADE LINKS LIMITED

Company Secretary/Compliance Officer

(II)(b) Statement showing Holding of Depository Receipts (DRs), where underlying shares held by 'Promoter/Promter Group' are in excess of 1% of the total number of shares

Sr. No.	Name of the DR Holder	Type of outstanding DR (ADRs, GDRs, SDRs, etc.)	Number of shares underlying outstanding DRs	Shares underlying outstanding DRs as a percentage of total number of shares {i.e., Grand Total (A)+(B)+(C) indicated in Statement at para (I)(a) above}
1				
2				
3				
4		--NIL--		
5				
6				
7				
8				
9				
TOTAL			0	0.00

SINDHU TRADE LINKS LIMITED


Company Secretary/Compliance Officer