



Sindhu Trade Links Ltd.

Regd. Office : 129, Transport Centre, Rohtak Road, Punjabi Bagh, New Delhi-110035

Ref. No. STLL/BSE/2019-20/27

Dated 13/2/20

To

The Manager (Listing),
B.S.E. Ltd.
Floor 25, P.J Towers,
Dalal Street,
Mumbai- 400001

Sub: Sindhu Trade Links Limited

Scrip Code: 532029

Intimation under Regulation 30 of the SEBI (Listing Obligation and Disclosure Requirements) Regulations, 2015/ Outcome of the Board Meeting.

Sir,

In compliance with regulation 30 of SEBI (Listing Obligation and Disclosure Requirements) Regulations, 2015, it is hereby informed that, the Board of Directors of the Company in its meeting held on February 13th, 2020 has considered and approved the Unaudited Financial Results (Standalone & Consolidated) of the Company for the quarter ended on 31st December, 2019, and Limited Review Report thereon obtained from Statutory Auditors of the Company.

The Meeting commenced at 03.00 P.M. and concluded at 4.45 P.M

Please take the same on your record for the Company.

Thanking You,

Yours Faithfully,

For Sindhu Trade Links Limited

SINDHU TRADE LINKS LIMITED


Company Secretary/Compliance Officer
(Company Secretary)

5. Based on our review conducted and procedures performed as stated in paragraph 3 above and based on the consideration of the review reports of the other auditors referred to in paragraph 6 below, nothing has come to our attention that causes us to believe that the accompanying Statement, prepared in accordance with the recognition and measurement principles laid down in the aforesaid Indian Accounting Standard and other accounting principles generally accepted in India, has not disclosed the information required to be disclosed in terms of Regulation 33 of the SEBI (Listing Obligations and Disclosure Requirements) Regulations, 2015, as amended, including the manner in which it is to be disclosed, or that it contains any material misstatement.
6. a) We did not review the interim financial information of 3 Indian subsidiaries of the Parent included in the consolidated unaudited financial results, whose interim financial information reflect total revenues of Rs. 4335.90 lakh and Rs. 13738.67 lakh for the quarter and nine months ended 31 December 2019 respectively, total profit before tax of Rs. -145.42 lakh and Rs. 458.55 lakh for the quarter and nine months ended 31 December 2019 respectively, and total assets of Rs. 39633.57 lakh for the quarter and nine months ended 31 December 2019 respectively, as considered in the Statement. These interim financial information have been reviewed by other auditors whose reports have been furnished to us by the management and our conclusion on the statement, in so far as it relates to the amounts and disclosures included in respect to these subsidiaries and associates, is based solely on the reports of the other auditors and procedures performed by us as stated in paragraph 3 above.
- b) We did not review the interim financial information of 1 foreign subsidiary of the Parent included in the consolidated unaudited financial results, whose interim financial information reflect total revenues of Rs. 2618.96 lakh and Rs. 11427.16 lakh for the quarter and nine months ended 31 December 2019 respectively, total loss before tax of Rs. 4072.48 lakh and Rs. 11093.30 lakh for the quarter and nine months ended 31 December 2019 respectively, and total assets of Rs. 350591.00 lakh for the quarter and nine months ended 31 December 2019 respectively, as considered in the Statement. This interim financial information has not been reviewed by their auditors and are based on the financial results certified by the respective management. Our conclusion on the statement, in so far as it relates to the amounts and disclosures included in respect to this subsidiary, is based solely on the financial results produced by the management.

The consolidated unaudited financial results also include the group's share of profit before tax of Rs. .75 lakh for the quarter ended 31 December 2019 of 3 associates, whose interim financial information have not been reviewed by us These interim financial information have been reviewed by other auditors whose reports have been furnished to us by the management and our conclusion on the statement, in so far as it relates to the amounts and disclosures included in respect to these subsidiaries and associates, is based solely on the reports of the other auditors and procedures performed by us as stated in paragraph 3 above.

Our conclusion on the statement is modified in respect of the matters sated in para 6(b) above because these financial results are material to the group.

For Divyank Khullar & Associates

Chartered Accountants

FRN:-025755N



Divyank Khullar

Proprietor

M. No. 528399

UDIN: 20528399 AAAAA B2541

Date: 12 November 2019

Place: New Delhi

Sindhu Trade Links Ltd

Regd. Office : 129 transport Centre Punjabi Bagh New Delhi -110035
CIN : L63020DL1992PLC121695 , Telephone No. : 011-47634400 , Fax : 011-47634423
Email: corporatecompliance@sindhutrade.com , Website: www.sindhutrade.com

STATEMENT OF UNAUDITED FINANCIAL RESULTS FOR THE QUARTER ENDED 31ST DECEMBER, 2019

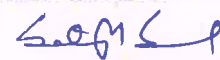
Rs in Lakh

		STANDALONE				
		Quarter Ended			Year to date Ended	Year Ended
		31.12.2019	30.09.2019	31.12.2018	31.12.2019	31.03.2019
		Unaudited	Unaudited	Unaudited	Unaudited	Audited
1	Income from operations					
	(a) Revenue from operations	17,843.87	18,272.97	30,791.68	61,558.27	1,14,043.09
	(b) Other income	196.11	552.01	(213.16)	725.97	1,207.92
	Total Income from operations	18,039.99	18,824.98	30,578.52	62,284.24	1,15,251.01
2	Expenses					
	(a) Purchases of stock in trade	1,820.01	1,986.76	4,431.58	11,259.21	21,083.45
	(b) Cost of materials and services consumed	10,896.13	10,891.38	19,554.15	35,501.74	69,597.72
	(c) Changes in inventories of finished goods, work-in-progress and stock in trade	102.48	172.98	(26.32)	(179.56)	23.21
	(d) Employee benefits expenses	1,240.44	1,025.79	929.66	3,465.75	4,439.39
	(e) Finance cost	1,145.41	968.22	1,194.65	3,339.55	5,324.38
	(f) Depreciation and amortization expenses	740.96	684.61	761.25	2,117.92	3,237.36
	(g) Other expenses	829.27	1,073.88	453.53	2,413.26	1,879.02
	Total expenses	16,774.71	16,803.62	27,298.50	57,917.87	1,05,584.53
3	Profit before exceptional items and tax	1,265.28	2,021.37	3,280.02	4,366.37	9,666.48
4	Exceptional items					
5	Profit before tax	1,265.28	2,021.37	3,280.02	4,366.37	9,666.48
6	Tax expense					
	(a) Current tax	311.11	382.71	1,171.42	1,091.59	3,648.90
	(b) Deferred tax					(993.35)
7	Net profit after tax	954.17	1,638.65	2,108.60	3,274.78	7,010.93
8	Other comprehensive income/(loss)					
	items that will not be reclassified to profit and loss in subsequent period	18.84	136.70	(68.82)	164.04	546.79
	Tax on above Income	(4.74)	(47.31)	23.82	(41.28)	(190.94)
	Other comprehensive income/(loss)	14.10	89.39	(45.00)	122.76	355.85
9	Total comprehensive Income/(loss)	968.27	1,728.04	2,063.60	3,397.54	7,366.78
10	Paid-up equity share capital of Rs. 10 each	5,139.76	5,139.76	5,139.76	5,139.76	5,139.76
11	Reserves excluding revaluation reserve as per balance sheet of previous accounting year	49,119.61	49,119.61	41,752.83	49,119.61	41,752.83
12	Earnings per share (of Rs. 10 each) (not annualised)					
	(a) Basic	1.86	3.19	4.10	6.37	13.64
	(b) Diluted	1.86	3.19	4.10	6.37	13.64

Notes on financial results:

- 1) The above results have been approved and taken on record by the Board of Directors at their meeting held on 13 February 2020
- 2) the unaudited Financial Results for the quarter ended on 31 December 2019 are prepared in accordance with the Indian Accounting Standard (IND-AS) under Section 133 of the Companies Act, 2013 read with Rule 3 of the Companies (Indian Accounting Standards) Rules, 2015 and relevant
- 3) As per Ind AS 108, "Operating Segments", the Company has reported segment information under 3 segments i.e. 1) Transportation & Logistics 2) Oil & Lubricants 3) Finance & Investment
- 4) Other Comprehensive Income mainly comprises of remeasurement of defined benefit plans.
- 5) The Company is evaluating the impact of section 115BAA of the Income Tax Act, 1961 introduced by the Taxation Laws (Amendment) Ordinance, 2019 with effect from the financial year 2019-20.
- 6) Figures of the previous quarter have been regrouped and reclassified to conform to the classification of current period, wherever considered necessary.

For and on behalf of the Board of Directors
For SINDHU TRADE LINKS LTD.


Satya Pal Singh
Managing Director

Place :- New Delhi
Date :- 13.02.2020

SINDHU TRADE LINKS LIMITED
STANDALONE SEGMENT-WISE REVENUE, RESULTS, ASSETS AND LIABILITIES AND CAPITAL EMPLOYED

Particulars	Quarter Ended		Year Ended
	31.12.2019	31.12.2018	31st March 2019
	Unaudited	Unaudited	Audited
A. SEGMENT REVENUE			
Finance Operations	964.08	199.24	3,211.90
Oil , Lubricants & Spares	(357.64)	4,408.73	21,840.93
Transportations, logistics & Construction	17,433.53	25,970.55	90,198.18
Total	18,039.98	30,578.52	1,15,251.01
B. SEGMENT RESULTS			
Finance Operations	308.75	(50.61)	1,904.25
Oil , Lubricants & Spares	9.82	71.92	476.97
Transportations, logistics & Construction	2,324.95	4,453.37	12,609.63
Total	2,643.52	4,474.67	14,990.86
Less: Unallocable Expenses	1,378.24	1,194.65	5,324.38
Profit Before tax	1,265.28	3,280.02	9,666.48
C. SEGMENT ASSETS			
Finance Operations	91,951.12	82,211.50	86,047.05
Oil , Lubricants & Spares	3,054.45	2,724.38	1,833.14
Transportations, logistics & Construction	24,065.47	26,126.25	29,440.48
Total	1,19,071.04	1,11,062.13	1,17,320.67
Add: Unallocated Assets	2,190.64	2,682.53	6,122.72
Total Assets	1,21,261.68	1,13,744.66	1,23,443.39
D. SEGMENT LIABILITY			
Finance Operations	37,582.79	36,412.06	40,950.64
Oil , Lubricants & Spares	3,875.10	93.57	137.03
Transportations, logistics & Construction	20,343.47	20,783.32	23,726.24
Total	61,801.37	57,288.96	64,813.91
Add Unallocated Liabilities	2,158.98	3,449.88	4,370.11
Total Liability	63,960.35	60,738.84	69,184.02
E. Capital Employed (Segment Assets- Segment Liability)			
Finance Operations	54,368.33	45,799.44	45,096.41
Oil , Lubricants & Spares	(820.65)	2,630.81	1,696.11
Transportations, logistics & Construction	3,722.00	5,342.93	5,714.23
Total Segment Capital Employed	57,269.67	53,773.18	52,506.76
Unallocated capital employed	31.66	(767.35)	1,752.61
Total Capital employed	57,301.33	53,005.83	54,259.37

For SINDHU TRADE LINKS LTD.



Managing Director

SINDHU TRADE LINKS LIMITED
Standalone Financial Statements
Balance Sheet as at 31st Dec 2019

S T L L

(Rs. Lakh)


Particulars	As at 31st Dec 2019	As at 31st March 2019
ASSETS		
(1) Non-current assets		
(a) Property, plant and equipment	7,677.98	9,303.42
(b) Capital work-in-progress	-	-
(c) Investment property	674.39	674.39
(d) Financial assets		
Investment	60,489.07	60,625.19
Loans	20,979.62	14,849.48
Other financial assets	2,182.29	1,619.95
(e) Deferred tax assets (Net)	690.62	690.62
(f) Other non current assets	271.91	271.90
Total non-current assets	92,965.88	88,034.95
(2) Current assets		
(a) Inventories	723.53	258.48
(b) Financial assets		
Trade receivables	15,723.26	17,604.41
Cash and cash equivalents	856.63	2,179.10
Other balances with banks	577.89	758.26
Loans	4,689.55	4,471.15
Investments	598.12	2,364.83
Other financial assets	3,605.84	3,882.32
(c) Other current assets	1,520.98	3,889.89
Total current assets	28,295.79	35,408.44
TOTAL ASSETS	1,21,261.68	1,23,443.39
EQUITY AND LIABILITIES		
(1) Equity		
(a) Equity share capital	5,139.76	5,139.76
(b) Other equity	52,161.57	49,119.61
(i) Capital reserve	76.47	76.47
(ii) Capital redemption reserve	12.00	12.00
(iii) Securities premium	7,312.49	7,312.49
(iv) General reserve	2,481.33	2,481.33
(v) Retained earning	42,279.28	39,237.32
Total equity	57,301.33	54,259.37
(2) Non-current liabilities		
(a) Financial liabilities		
Borrowings	16,605.70	24,008.00
(b) Provisions	773.76	773.76
(c) Other non current liabilities	2,048.01	2,447.45
(d) Deferred tax Liabilities (Net)	-	-
Total non current liabilities	19,427.48	27,229.21
(3) Current liabilities		
(a) Financial liabilities		
Borrowings	15,428.57	13,333.03
Trade payable		
Total Outstanding dues of Micro & Small Enterprise	-	519.25
Total Outstanding dues of creditors other than Micro & Small Enterprise	3,340.79	6,570.46
Other financial liabilities	22,985.97	16,540.29
(b) Other current liabilities	1,392.32	1,282.09
(c) Provisions	1,385.22	3,709.69
Total current liabilities	44,532.87	41,954.81
TOTAL EQUITY AND LIABILITIES	1,21,261.68	1,23,443.39

For SINDHU TRADE LINKS LTD.

Sef S

Managing Director


SINDHU TRADE LINKS LIMITED
Standalone Financial Statements
Statement of Profit and Loss for the year ended on 31st Dec 2019



(Rs. Lakh)

Particulars	For the period ended 31st Dec 2019	For the year ended 31st March 2019
Income		
I Revenue from operation	61,558.27	1,14,043.09
II Other income	725.97	1,207.92
III Total income (I+II)	62,284.25	1,15,251.00
IV Expenses		
Cost of material and services consumed	35,501.74	69,597.72
Purchases of stock-in-trade	11,259.21	21,083.45
Changes in inventories of stock-in-trade & finished goods	(179.56)	23.21
Employee benefit expenses	3,465.75	4,439.39
Finance cost	3,339.55	5,324.38
Depreciation & Amortization	2,117.92	3,237.36
Other expenses	2,413.26	1,879.02
Total Expenses	57,917.87	1,05,584.52
V Profit/(Loss) before tax (III-IV)	4,366.38	9,666.48
VI Tax expense:		
-Current tax	1,091.59	3,648.90
-Deferred tax charge/(credit)	-	(993.35)
-Income tax for earlier years	-	-
	1,091.59	2,655.55
VII Profit/ (Loss) for the year (V-VI)	3,274.78	7,010.93
VIII Other comprehensive income/(loss)		
Items that will not be reclassified subsequently to profit or loss		
- Net actuarial gains/(losses) on defined benefit plans	11.30	37.67
- Change in fair value of equity instruments through OCI	152.74	509.12
-Income tax relating to above item	(41.28)	(190.94)
	122.76	355.85
IX Total comprehensive income/(loss) for the year (VII-VIII)	3,397.54	7,366.78
Earning per equity share (Face value of Rs. 10 each)		
(1) Basic	6.37	13.64
(2) Diluted	6.37	13.64

For SINDHU TRADE LINKS LTD.


Managing Director

Divyank Khullar & Associates

Chartered Accountants

Independent Auditor's Review Report on consolidated unaudited quarterly and year to date financial results of the Company pursuant to the Regulation 33 and Regulation 52 of the SEBI (Listing Obligations and Disclosure Requirements) Regulations, 2015 (as amended)

To the Board of Directors of Sindhu Trade Links Limited,

1. We have reviewed the accompanying statement of unaudited consolidated financial results of Sindhu Trade Links Limited ('the Parent') and its subsidiaries (the Parent and its subsidiaries together referred to as 'the group'), and its share of the net profit/(loss) after tax and total comprehensive income/ (loss) of its associates and joint ventures for the quarter ended 31 December 2019 and for the period from 01 April 2019 to 31 December 2019 ('the statement'), being submitted by the Parent pursuant to the requirement of Regulation 33 and Regulation 52 of the SEBI (Listing Obligations and Disclosure Requirements) Regulations, 2015 (as amended), including relevant circulars issued by the SEBI from time to time.
2. This Statement, which is the responsibility of the Parent's Management and approved by the Parent's Board of Directors, has been prepared in accordance with the recognition and measurement principles laid down in Indian Accounting Standard 34, 'Interim Financial Reporting' ('Ind AS 34'), prescribed under section 133 of the Companies Act, 2013, and other accounting principles generally accepted in India. Our responsibility is to express a conclusion on the Statement based on our review.
3. We conducted our review of the Statement in accordance with the Standard on Review Engagements (SRE) 2410, 'Review of interim financial information performed by the independent auditor of the entity', issued by the Institute of Chartered Accountants of India. A review of interim financial information consists of making inquiries, primarily of persons responsible for financial and accounting matters, and applying analytical and other review procedures. A review is substantially less in scope than an audit conducted in accordance with Standards on Auditing specified under section 143(10) of the Companies Act, 2013 and consequently does not enable us to obtain assurance that we would become aware of all significant matters that might be identified in an audit. Accordingly, we do not express an audit opinion.

We also performed procedures in accordance with the circular issued by the SEBI under Regulation 33(8) of the SEBI (Listing Obligations and Disclosure Requirements) Regulations, 2015, as amended, to the extent applicable.

4. The Statement includes the results of the following entities:

Subsidiaries

- M/s Hari Bhoomi Communications Private Limited
- M/s Indus Automotives Private Limited
- M/s Sudha Bio Power Private Limited
- M/s Param Mitra Resources Pte. Ltd.

Associates

- M/s Shyam Indus Power Solutions Private Limited
- M/s Param Mitra Investments Limited
- M/s Indus Best Mega Food Park Private Limited
- M/s Tandem Commercial Private Limited



J-36/5 Ganga Ram Vatika, Tilak Nagar, New Delhi 110018

E-mail : Khullardivyank@gmail.com Mob : 8860094942

Independent Auditor's Review Report on Standalone Unaudited Quarterly and Year to Date Financial Results of the Company pursuant to the Regulation 33 and Regulation 52 of the SEBI (Listing Obligations and Disclosure Requirements) Regulations, 2015 (as amended)

To the Board of Directors of Sindhu Trade Links Limited,

1. We have reviewed the accompanying statement of standalone unaudited financial results of **M/s Sindhu Trade Links Limited** ('the Company') for the quarter ended 31 December 2019 and for the period from 01 April 2019 to 31 December 2019 (the statement), being submitted by the Company pursuant to the requirement of regulation 33 and regulation 52 of the SEBI (Listing Obligations and Disclosure Requirements) regulations, 2015 (as amended), including relevant circulars issued by the SEBI from time to time.
2. This statement, which is the responsibility of the Company's management and approved by the Company's board of directors, has been prepared in accordance with the recognition and measurement principles laid down in Indian Accounting Standard 34, 'Interim Financial Reporting' ('Ind AS 34'), prescribed under section 133 of the Companies Act, 2013, and other accounting principles generally accepted in India. Our responsibility is to express a conclusion on the statement based on our review.
3. We conducted our review of the statement in accordance with the Standard on Review Engagements (SRE) 2410, 'Review of interim financial information performed by the independent auditor of the entity' issued by the Institute of Chartered Accountants of India. A review of interim financial information consists of making inquiries, primarily of persons responsible for financial and accounting matters, and applying analytical and other review procedures. A review is substantially less in scope than an audit conducted in accordance with Standards on Auditing and consequently does not enable us to obtain assurance that we would become aware of all significant matters that might be identified in an audit. Accordingly, we do not express an audit opinion.
4. Based on our review conducted as above, nothing has come to our attention that causes us to believe that the accompanying statement of unaudited financial results prepared in accordance with applicable accounting standards and other recognized accounting practices and policies has not disclosed the information required to be disclosed in terms of Regulation 33 of the SEBI (Listing Obligations and Disclosure Requirements) Regulations, 2015 including the manner in which it is to be disclosed, or that it contains any material misstatement.

For Divyank Khullar & Associates

Chartered Accountants

FRN: -025755N



Divyank Khullar

Proprietor

M. No. 528399

UDIN: 20528399 AAAAA C 7798



Date: 12 November 2019

Place: New Delhi

J-36/5 Ganga Ram Vatika, Tilak Nagar, New Delhi 110018

E-mail : Khullardivyank@gmail.com Mob : 8860094942

Sindhu Trade Links Ltd

Regd. Office : 129 transport Centre Punjabi Bagh New Delhi -110035
CIN : L63020DL1992PLC121695 , Telephone No. : 011-47634400 , Fax : 011-47634423
Email: corporatecompliance@sindhutrade.com , Website: www.sindhutrade.com

STATEMENT OF UNAUDITED FINANCIAL RESULTS FOR THE PERIOD ENDED 31ST DECEMBER, 2019

(Rs. In Lakhs)

		CONSOLIDATED			
		Quarter Ended	Quarter Ended	Year to date Ended	Year Ended
		31.12.2019	30.09.2019	31.12.2019	31.03.2019
		Unaudited	Unaudited	Unaudited	Audited
1	Income				
	(a) Revenue from operations	25,068.53	26,884.39	86,724.10	1,53,603.33
	(b) Other income	830.56	539.73	1,630.22	2,302.95
	Total Income	25,899.10	27,424.11	88,354.32	1,55,906.28
2	Expenses				
	(a) Purchases of stock in trade	1,909.60	2,163.41	11,629.60	26,537.14
	(b) Cost of materials and services consumed	16,263.53	12,355.24	49,236.06	87,881.00
	(c) Changes in inventories of finished goods, work-in-progress and stock in trade	97.77	1,681.78	1,615.49	242.59
	(d) Employee benefits expenses	2,206.62	2,417.41	7,022.63	9,756.11
	(e) Finance cost	3,961.96	4,805.09	11,996.65	14,533.11
	(f) Depreciation and amortization expenses	1,162.04	1,111.26	3,390.30	5,094.52
	(g) Other expenses	3,250.21	4,139.63	9,731.94	14,190.65
	Total expenses	28,851.73	28,673.82	94,622.66	1,58,235.12
3	Profit before exceptional items and tax	(2,952.63)	(1,249.70)	(6,268.34)	(2,328.84)
4	Share of net profit of associates and joint venture accounted under equity method	(0.02)	0.02	-	271.79
5	Profit before tax	(2,952.65)	(1,249.68)	(6,268.34)	(2,057.05)
6	Tax expense				
	(a) Current tax	289.66	532.81	1,217.88	4,406.48
	(b) Deferred tax	(41.70)	(139.50)	(139.50)	(1,020.47)
7	Net profit after tax	(3,200.61)	(1,642.98)	(7,346.72)	(5,443.06)
8	Other comprehensive income/(loss)				
	items that will not be reclassified to profit and loss in subsequent period	53.08	110.75	163.83	63,429.88
	Tax on above Income	51.29	(97.56)	(46.26)	(211.01)
	Other comprehensive income/(loss)	104.37	13.19	117.56	63,218.87
9	Total comprehensive income/(loss)	(3,096.25)	(1,629.80)	(7,229.16)	57,775.81
10	Paid-up equity share capital of Rs. 10 each	5,139.76	5,139.76	5,139.76	5,139.76
11	Earnings per share (of Rs. 10 each) (not annualised)				
	(a) Basic	(3.24)	(1.22)	(6.33)	2.60
	(b) Diluted	(3.24)	(1.22)	(6.33)	2.60

Notes on financial results:

- The above results have been approved and taken on record by the Board of Directors at their meeting held on 13 February, 2020
- The unaudited Financial Results for the quarter ended on 31 December 2019 are prepared in accordance with the Indian Accounting Standard (IND-AS) under Section 133 of the Companies Act, 2013 read with Rule 3 of the Companies (Indian Accounting Standards) Rules, 2015 and relevant rules thereafter.
- As per Ind AS 108, "Operating Segments", the Company has reported segment information under following segments i.e. 1) Transportation & Logistics 2) Oil & Lubricants 3) Finance & Investment 4) Power Generation 5) Media Activity 6) Automobile 7) Coal Mining
- Other Comprehensive Income mainly comprises of remeasurement of defined benefit plans and gains and losses from translating the financial statements of a foreign operations.
- The Company is evaluating the impact of section 115BAA of the Income Tax Act, 1961 introduced by the Taxation Laws (Amendment) Ordinance, 2019 with effect from the financial year 2019-20.
- Figures of the previous quarter have been regrouped and reclassified to conform to the classification of current period, wherever considered necessary.

For and on behalf of the Board of Directors

Sindhu Trade Links Limited
For SINDHU TRADE LINKS LTD.


Satya Pal
Managing Director

Place :- New Delhi
Date :- 13.02.2020

SINDHU TRADE LINKS LIMITED
CONSOLIDATED SEGMENT-WISE REVENUE, RESULTS, ASSETS, LIABILITIES AND CAPITAL EMPLOYED


Particulars	Quarter Ended	Quarter Ended	Year To Date	Year Ended
	31.12.2019	30.09.2019	31.12.2019	31.03.2019
	Unaudited	Unaudited	Unaudited	Audited
A. SEGMENT REVENUE				
Finance Operations	964.09	1,192.37	2,738.68	3,211.90
Trading of Oil , Lubricants and spares	(357.64)	2,285.61	9,224.82	21,840.93
Transportations, logistics & Construction	17,433.53	15,346.97	50,320.74	90,184.83
Power Generation	1,195.78	997.34	3,260.90	4,458.58
Media Activities	3,036.75	3,466.50	9,822.60	14,677.35
Automobile Sector	130.84	109.02	682.64	4,348.18
Coal Mining & Trading	3,495.75	4,026.30	12,303.95	17,184.52
Total	25,899.10	27,424.11	88,354.32	1,55,906.29
B. SEGMENT RESULTS				
Finance Operations	308.74	269.23	1,138.63	2,076.65
Trading of Oil , Lubricants and spares	9.82	161.37	305.18	476.97
Transportations, logistics & Construction	2,324.95	2,558.97	6,494.94	12,437.27
Power Generation	(23.05)	142.97	250.92	376.14
Media Activities	(102.17)	387.77	240.70	420.54
Automobile Sector	(20.20)	(9.71)	(33.07)	129.86
Coal Mining & Trading	(4,072.48)	(3,792.08)	(11,093.26)	(12,921.89)
Total	(1,574.40)	(281.48)	(2,695.97)	2,995.54
Less: Unallocable Expenses	1,378.25	968.22	3,572.38	5,324.38
Profit Before tax	(2,952.65)	(1,249.69)	(6,268.35)	(2,328.84)
C. SEGMENT ASSETS				
Finance Operations	23,794.39	23,122.44	23,794.39	27,223.04
Trading of Oil , Lubricants and spares	3,054.45	3,322.88	3,054.45	1,862.69
Transportations, logistics & Construction	24,065.47	23,267.21	24,065.47	27,814.59
Power Generation	5,084.99	6,050.13	5,084.99	5,450.64
Media Activities	8,701.97	10,052.99	8,701.97	11,016.84
Automobile Sector	4,504.99	4,251.96	4,504.99	5,858.65
Coal Mining & Trading	3,49,484.72	3,45,081.79	3,49,484.72	3,43,776.32
Total	4,18,690.98	4,15,149.40	4,18,690.98	4,23,002.77
Add: Unallocated Assets	5,029.58	5,935.08	5,029.58	13,331.57
Total Assets	4,23,720.56	4,21,084.49	4,23,720.56	4,36,334.34
D. SEGMENT LIABILITY				
Finance Operations	37,582.79	38,710.35	37,582.79	961.82
Trading of Oil , Lubricants and spares	3,875.10	2,859.77	3,875.10	119.17
Transportations, logistics & Construction	20,343.47	18,129.09	20,343.47	16,568.33
Power Generation	2,286.40	2,446.30	2,286.40	2,358.56
Media Activities	5,449.92	6,383.44	5,449.92	6,590.79
Automobile Sector	2,378.50	1,971.02	2,378.50	3,726.76
Coal Mining & Trading	1,17,870.31	1,13,898.53	1,17,870.31	1,97,659.31
Total	1,89,786.50	1,84,398.50	1,89,786.50	2,27,984.74
Add Unallocated Liabilities	73,737.20	74,359.91	73,737.20	36,040.58
Total Liability	2,63,523.70	2,58,758.42	2,63,523.70	2,64,025.32
E. Capital Employed (Segment Assets- Segment Liability)				
Finance Operations	(13,788.40)	(15,587.91)	(13,788.40)	26,261.22
Trading of Oil , Lubricants and spares	(820.65)	463.11	(820.65)	1,743.52
Transportations, logistics & Construction	3,722.00	5,138.12	3,722.00	11,246.26
Power Generation	2,798.59	3,603.83	2,798.59	3,092.08
Media Activities	3,252.05	3,669.55	3,252.05	4,426.05
Automobile Sector	2,126.49	2,280.94	2,126.49	2,131.89
Coal Mining & Trading	2,31,614.41	2,31,183.26	2,31,614.41	1,46,117.01
Total	2,28,904.48	2,30,750.90	2,28,904.48	1,95,018.03
Add Unallocated Liabilities	(68,707.62)	(68,424.83)	(68,707.62)	(22,709.01)
Total Liability	1,60,196.86	1,62,326.07	1,60,196.86	1,72,309.02

For SINDHU TRADE LINKS LTD.



Managing Director

SINDHU TRADE LINKS LIMITED
Consolidated Financial Statements
Balance Sheet as at 31st Dec 2019



(Rs in Lakhs)

Particulars	As at 31/Dec/19	As at 31 March 2019
ASSETS		
(1) Non-current assets		
(a) Property, plant and equipment	3,08,148.81	2,97,285.82
(b) Capital work-in-progress	12.66	1,066.21
(c) Other intangible assets	339.62	329.82
(d) Investment property	674.39	674.39
(e) Goodwill	1,884.81	1,884.81
(f) Financial assets	-	-
(i) Investments	16,557.85	28,463.79
(ii) Loans	43,966.50	42,151.50
(iii) Other financial assets	4,515.18	3,772.55
(g) Other non-current assets	271.91	271.90
Total non-current assets	3,76,371.73	3,75,900.79
(2) Current assets		
(a) Inventories	3,744.16	5,267.92
(b) Financial assets	-	-
(i) Trade receivables	23,536.92	24,149.43
(ii) Cash and cash equivalents	2,438.89	3,860.85
(iii) Other bank balances	577.89	758.26
(iv) Loans	8,696.13	14,624.81
(v) Investments	598.12	2,364.83
(vi) Other financial assets	5,189.33	4,629.35
(c) Other current assets	2,567.39	4,778.10
Total current assets	47,348.83	60,433.56
TOTAL ASSETS	4,23,720.56	4,36,334.35
EQUITY AND LIABILITIES		
(1) Equity		
(a) Equity share capital	5,139.76	5,139.76
(b) Other equity	1,04,584.68	1,10,510.52
Equity attributable to owners	1,09,724.44	1,15,650.28
(c) Non -Controlling Interest	50,472.42	56,658.72
Total equity	1,60,196.86	1,72,309.00
(2) Non-current liabilities		
(a) Financial liabilities	-	-
(i) Borrowings	89,142.17	96,585.94
(b) Provisions	1,721.19	1,678.18
(c) Other non-current liabilities	24,319.24	22,318.78
(d) Deferred tax liabilities (Net)	68,334.77	68,418.79
Total non-current liabilities	1,83,517.37	1,89,001.69
(3) Current liabilities		
(a) Financial liabilities	-	-
(i) Borrowings	22,582.43	22,540.80
(ii) Trade payables	10,747.09	11,916.03
(iii) Other financial liabilities	42,173.17	33,563.14
(b) Other current liabilities	1,513.03	1,647.61
(c) Provisions	2,990.61	5,356.08
Total current liabilities	80,006.33	75,023.66
TOTAL EQUITY AND LIABILITIES	4,23,720.56	4,36,334.35

For SINDHU TRADE LINKS LTD.

Managing Director

SINDHU TRADE LINKS LIMITED
Consolidated Financial Statements
Statement of Profit and Loss for the Year Ended 31st Dec 2019

S 722

Rs In Lakhs

Particulars	For the year ended 31st Dec 2019	For the year ended 31 March 2019
Income		
I Revenue from operation	86,724.10	1,53,603.33
II Other income	1,630.22	2,302.95
III Total income (I+II)	88,354.32	1,55,906.28
IV Expenses		
Cost of material and services consumed	49,236.06	87,881.00
Purchases of Stock in Trade	11,629.60	26,537.14
Changes in inventories of stock in trade & finished goods	1,615.49	242.59
Employee benefit expenses	7,022.63	9,756.11
Finance cost	11,996.65	14,533.11
Depreciation	3,390.30	5,094.52
Other expenses	9,731.94	14,190.65
Total Expenses	94,622.67	1,58,235.12
V Profit/(loss) before share of net profit/(loss) of associates, joint ventures & tax (III-IV)	(6,268.35)	(2,328.84)
VI Share of net profit of associates and joint venture accounted under equity method	-	271.79
VII Profit before tax (V+VI)	(6,268.35)	(2,057.05)
VIII Tax expense:		
- Current tax	1,217.88	4,406.48
- Deferred tax charge/(credit)	(139.50)	(1,020.47)
- Income tax for earlier years	-	-
	1,078.38	3,386.01
IX Profit/ (Loss) for the year (VII-VIII)	(7,346.73)	(5,443.06)
X Other comprehensive income/(loss)		
Items that will not be reclassified subsequently to profit or loss		
- Net actuarial gains/(losses) on defined benefit plans	181.95	74.95
- Changes in Fair Value of Equity instruments measured at FVOCI	-	62,888.77
- Gains and losses from translating the financial statements of a foreign operations	(18.13)	543.80
	163.82	63,507.53
- Income tax relating to above items that will not be reclassified to profit	(46.26)	(1,526.69)
	117.56	61,980.85
XI Total comprehensive income/(loss) for the year (IX+X)	(7,229.17)	56,537.78
Net Profit after tax attributable to:		
Owners of the Company	(3,251.40)	1,464.95
Non-Controlling Interest	(4,095.33)	(6,798.89)
	(7,346.73)	(5,443.06)
Other Comprehensive income attributable to:		
Owners of the Company	118.26	32,778.96
Non-Controlling Interest	(0.70)	29,201.86
	117.56	61,980.85
Total Comprehensive income attributable to:		
Owners of the Company	(3,133.14)	34,243.91
Non-Controlling Interest	(4,096.03)	22,402.97
	(7,229.17)	56,537.78
Earning per equity share (Face value of Rs. 10 each)		
(1) Basic	(6.33)	2.85
(2) Diluted	(6.33)	2.85

For SINDHU TRADE LINKS LTD.

S. M. S.

Managing Director



Sindh Trade Links Ltd.

Regd. Office : 129, Transport Centre, Rohtak Road, Punjabi Bagh, New Delhi-110035

Ref. No.

Dated

Extracts of Standalone & Consolidated Unaudited Financial Results for the Quarter Ended on 31.12.2019

(In Lakhs)

Particulars	Standalone				Consolidated		
	Quarter Ended		Year Ended		Quarter Ended	Year Ended	
	31.12.2019 (Unaudited)	31.12.2018 (Unaudited)	31.12.2019 (Unaudited)	31.03.2019 (Audited)	31.12.2019 (Unaudited)	31.12.2019 (Unaudited)	31.03.2019 (Audited)
Total Income	18,039.99	30,578.52	62,284.24	1,15,251.01	25,899.10	88,354.32	1,55,906.28
Net Profit/ (Loss) for the period (before tax, exceptional and/ or Extraordinary items)	1,265.28	3,280.02	4366.37	9,666.48	(2,952.63)	(6,268.34)	(2,057.05)
Net Profit/ (Loss) for the period before tax (after exceptional and/ or Extraordinary items)	1,265.28	3,280.02	4366.37	9,666.48	(2,952.63)	(6,268.34)	(2,057.05)
Net profit/ (Loss) from ordinary activities before tax	1,265.28	3,280.02	4366.37	9,666.48	(2,952.63)	(6,268.34)	(2,057.05)
Net profit/ (Loss) for the period after tax (after Extraordinary items)	954.17	2,108.60	3,274.78	7,010.93	(3,200.61)	(7,346.72)	(5,443.06)
Total Comprehensive Income / Loss	968.27	2,063.60	3,397.54	7,366.78	(3,096.25)	(7,229.16)	57,775.81
Equity Share Capital	5139.76	5139.76	5139.76	5139.76	5139.76	5139.76	5139.76
Reserves including Revaluation Reserve	49,119.61	41,752.83	49,119.61	41,752.83	-	-	63,218.87
Earning Per Shares (for continuing and discontinued operation) of /- each	1.86	4.10	6.37	13.64	(3.24)	(6.33)	2.60
Basic :	1.86	4.10	6.37	13.64	(3.24)	(6.33)	2.60
Diluted:							

NOTES:

- The above is an extract of the detailed format of quarterly financial results filed with the stock exchange under Regulation 33 of the SEBI (Listing Obligations and Disclosure Requirements) Regulations, 2015. The full format of the quarterly financial results is available on the websites of the Stock Exchange and company's website www.sindhutrade.com. The above results after being reviewed by the Audit Committee were taken on record by the Board at its Meeting held on 13th February, 2020.
- The company adopted IND-AS effective 1st April, 2017 and accordingly, the financial results for the quarter ended 30th September, 2019 have been prepared in accordance with recognition and measurement principles laid down in the IND - AS 34 prescribed under Section 133 of the Companies Act, 2013 read with relevant rules issued there under and the other accounting principles generally accepted in India.
- The figures are regrouped in previous year also, wherever considered necessary.
- Limited Review Report has been carried out by the Statutory Auditors for the above period.

For & on behalf of Board of Directors
For SINDHU TRADE LINKS LTD.


Satya Pal Singh
Managing Director
DIN: 00218355

Place: Delhi
Dated: 13.02.2020