

ANNUAL REPORT
FINANCIAL YEAR 2019-20

Sindhu Trade Links Limited

SINDHU TRADE LINKS LIMITED

129, Transport Centre, Punjabi Bagh, Rohtak Road, New Delhi - 110035

Notice is hereby given that the 28th Annual General Meeting of the Company will be held on 31st December, 2020 at 11:00 A.M. virtually to transact the following business:

AS ORDINARY BUSINESS

1. To receive, consider and adopt the audited Balance Sheet as at March 31, 2020 (Standalone and Consolidated), Statement of Profit and Loss, Cash Flow Statement for the period ended on that date and the Auditor's Report thereon and the Directors' Report thereto.
2. To appoint a Director in place of Mr. Rudra Sen Sindhu (DIN No. 00006999), who retires by rotation and, being eligible, offers himself for re-appointment.

AS SPECIAL BUSINESS

3. **To Regularize Mrs. Usha Sindhu, (DIN 00033930) Additional Director of the Company**

"RESOLVED THAT Mrs. Usha Sindhu (DIN: 00033930), who was appointed as an Additional Director of the Company by the Board of Directors with effect from 17th August, 2020 and who holds office up to the date of this Annual General Meeting under Section 161(1) of the Companies Act, 2013 ('the Act') and Article 95 & 103 of the Articles of Association of the Company, but who is eligible for appointment and in respect of whom the Company has received a notice in writing under Section 160(1) of the Act from a Member, proposing her candidature for the office of Director, be and is hereby appointed as a Director of the Company.

RESOLVED FURTHER THAT pursuant to the provisions of Sections 161 and other applicable provisions, if any, of the Act and the Companies (Appointment and Qualifications of Directors) Rules, 2014, as amended from time to time, appointment of Mrs. Usha Sindhu, who is liable to retire by rotation, be and is hereby approved."

4. **To Regularize Mr. Ramesh Shah, (DIN 00029864) Additional Director of the Company**

"RESOLVED THAT Mr. Ramesh Shah (DIN 00029864), who was appointed as an Additional Director of the Company by the Board of Directors with effect from 02nd September, 2020 and who holds office up to the date of this Annual General Meeting under Section 161(1) of the Companies Act, 2013 ('the Act') and Article 95 & 103 of the Articles of Association of the Company, but who is eligible for appointment and in respect of whom the Company has received a notice in writing under Section 160(1) of the Act from a Member, proposing her candidature for the office of Director, be and is hereby appointed a Director of the Company.

RESOLVED FURTHER THAT pursuant to the provisions of Sections 149, 152, Schedule IV and other applicable provisions, if any, of the Act and the Companies (Appointment and Qualifications of Directors) Rules, 2014, as amended from time to time, appointment of Mr. Ramesh Shah, who has submitted a declaration that she meets the criteria for independence as provided in Section 149(6) of the Act and Regulation 16(b) of the SEBI (Listing Obligations and Disclosure Requirements) Regulations, 2015, as an Independent Director of the Company, not liable to retire by rotation, for a term of 3 years, with effect from 28th AGM up to 31st AGM, be and is hereby approved."

5. **Approval Of Related Party Transactions With Sainik Mining And Allied Services Limited Amounting To Rs. 300 Crores (Approx.) For The Financial Year 2020-21, and in this regard to consider and if thought fit, to pass the with or without modification(s) , the following resolution as an Special Resolution:**

"RESOLVED THAT pursuant to provisions of Section 188 (1) , Section 110 and other applicable provisions, if any, of the Companies Act, 2013 and in terms of applicable provisions of SEBI Listing Regulations, Listing Agreement, (including any statutory modification(s) or re-enactment(s) thereof for the time being in force), the provisions of Memorandum and Article Of Association of the Company and other applicable statutory provisions and regulations, if any, as amended from time to time, and subject to the necessary registration approvals , consents, permissions and sanctions required, if any and such conditions or modifications as may be prescribed by any of institutions or bodies, statutory authorities while granting any such approvals, which may be agreed to, in its sole discretion , by the Board of Directors of the Company (hereinafter referred to as " the board" which term shall include any of its duly authorized committees or one or more directors), the consent of the company be and is hereby accorded to enter into material transactions related to the sale , purchase or supply of any goods or materials, leasing property of any kind and availing or rendering of services with Sainik Mining And Allied Services Limited during the financial year 2020-21 on the terms and conditions as briefly mentioned in the explanatory statement to this resolution.

FURTHER RESOLVED THAT Sh. Satya Pal Sindhu, Managing Director of the Company be and is authorized to do all acts, deeds, matters and things that may be necessary, proper, expedient or incidental thereto for the purpose of giving effects to this Resolution.

SINDHU TRADE LINKS LIMITED

129, Transport Centre, Punjabi Bagh, Rohtak Road, New Delhi - 110035

6. **Approval Of Related Party Transactions With ACB(India) Limited Amounting To Rs. 350 Crores (Approx.) For The Financial Year 2020-21, and in this regard to consider and if thought fit , to pass the with or without modification(s) , the following resolution as an Ordinary Resolution:**

“RESOLVED THAT pursuant to provisions of Section 188 (1) , Section 110 and other applicable provisions, if any, of the Companies Act, 2013 and in terms of applicable provisions of SEBI Listing Regulations, Listing Agreement, (including any statutory modification(s) or re-enactment(s) thereof for the time being in force), the provisions of Memorandum and Article Of Association of the Company and other applicable statutory provisions and regulations, if any, as amended from time to time, and subject to the necessary registration approvals , consents, permissions and sanctions required, if any and such conditions or modifications as may be prescribed by any of the institutions or bodies, statutory authorities while granting any such approvals, which may be agreed to, in its sole discretion , by the Board of Directors of the Company (hereinafter referred to as “ the board” which term shall include any of its duly authorized committees or one or more directors), the consent of the company be and is hereby accorded to enter into material transactions related to the sale , purchase or supply of any goods or materials, leasing property of any kind and availing or rendering of services with ACB (India) Limited during the financial year 2020-21 on the terms and conditions as briefly mentioned in the explanatory statement to this resolution.

FURTHER RESOLVED THAT Sh. Satya Pal Sindhu, Managing Director of the Company be and is authorized to do all acts, deeds, matters and things that may be necessary, proper, expedient or incidental thereto for the purpose of giving effects to this Resolution.”

**By order of the Board of Directors
FOR SINDHU TRADE LINKS LIMITED**

Place: New Delhi

Date: 04.12.2020

**Sd/-
Suchi Gupta
Company Secretary
ACS No.-26066**

Notes:

Explanatory Statement pursuant to Section 102 of the Companies Act, 2013 (“the Act”) setting out material facts concerning the special business under Item Nos. 3 to 6 of the accompanying Notice, is annexed hereto. The Board of Directors of the Company on 04th December, 2020 considered that the special business under item Nos. 3 to 6, being considered unavoidable, be transacted at the 28th AGM of the Company.

In view of the continuing Covid-19 pandemic, the Ministry of Corporate Affairs (“MCA”) has vide its circular dated May 5, 2020 read with circulars dated April 8, 2020 and April 13, 2020 (collectively referred to as “MCA Circulars”) and Circular No. SEBI/HO/ CFD/ CMD1/ CIR/ P/ 2020 /79 dated 12th May 2020 permitted the holding of the Annual General Meeting (“AGM”) through VC / OAVM, without the physical presence of the Members at a common venue. In compliance with the provisions of the Companies Act, 2013 (“Act”), SEBI (Listing Obligations and Disclosure Requirements) Regulations, 2015 (“SEBI Listing Regulations”) and MCA Circulars, the AGM of the Company is being held through VC / OAVM.

The deemed venue for the 28th AGM shall be the Registered Office of the Company.

The relevant details, pursuant to Regulations 26(4) and 36(3) of the SEBI Listing Regulations and Secretarial Standard on General Meetings issued by the Institute of Company Secretaries of India, in respect of Director seeking appointment / re-appointment at this AGM is annexed.

Pursuant to the provisions of the Act, a Member entitled to attend and vote at the AGM is entitled to appoint a proxy to attend and vote on his/her behalf and the proxy need not be a Member of the Company. Since this AGM is being held pursuant to the MCA Circulars through VC / OAVM, physical attendance of Members has been dispensed with. Accordingly, the facility for appointment of proxies by the Members will not be available for the AGM and hence the Proxy Form and Attendance Slip are not annexed to this Notice.

Institutional / Corporate Shareholders (i.e. other than individuals / HUF, NRI, etc.) are required to send a scanned copy (PDF/JPG Format) of its Board or governing body Resolution/Authorization etc., authorizing its representative to attend the AGM through VC / OAVM on its behalf and to vote through remote e-voting. The said Resolution/ Authorization shall be sent to the Scrutinizer by email through its registered email address to r.gulati64@gmail.com with a copy marked to evoting@nsdl.co.in

The Register of Members and Transfer Books of the Company will be closed from Friday 25th December, 2020 to Thursday, 31st December, 2020 (both days inclusive) for the purpose of holding Annual General Meeting of the Company.

SINDHU TRADE LINKS LIMITED

129, Transport Centre, Punjabi Bagh, Rohtak Road, New Delhi - 110035

As per Regulation 40 of SEBI Listing Regulations, as amended, securities of listed companies can be transferred only in dematerialized form with effect from, April 1, 2019, except in case of request received for transmission or transposition of securities. In view of this and to eliminate all risks associated with physical shares and for ease of portfolio management, members holding shares in physical form are requested to consider converting their holdings to dematerialized form. Members can contact the Company or Company's Registrars and Transfer Agent, Indus Portfolio Private Limited ("IPPL"), having its corporate office at G-65, Bali Nagar, Delhi -110015 Ph. No. 011-47671214 for assistance in this regard.

To support the 'Green Initiative', Members who have not yet registered their email addresses are requested to register the same with their DPs in case the shares are held by them in electronic form and with IPPL in case the shares are held by them in physical form.

Members are requested to intimate changes, if any, pertaining to their name, postal address, email address, telephone/ mobile numbers, Permanent Account Number (PAN), mandates, nominations, power of attorney, bank details such as, name of the bank and branch details, bank account number, MICR code, IFSC code, etc., to their DPs in case the shares are held by them in electronic form and to IPPL in case the shares are held by them in physical form.

As per the provisions of Section 72 of the Act, the facility for making nomination is available for the Members in respect of the shares held by them. Members who have not yet registered their nomination are requested to register the same by submitting Form No.SH-13. The said form can be downloaded from the Company's website www.sindhutrade.com. Members are requested to submit the said details to their DP in case the shares are held by them in electronic form and to IPPL in case the shares are held in physical form.

SEBI has mandated submission of PAN and Bank Details by every participant in securities market. Members holding shares in electronic form are, therefore, requested to submit the PAN to their respective depository participants with whom they are maintaining their demat accounts. Members holding shares in physical form can submit their PAN details to IPPL.

Members seeking any information with regard to the accounts or any matter to be placed at the AGM, are requested to write to the Company on or before 30th December, 2020 through email on corporatecompliance@sindhutrade.com. The same will be replied by the Company suitably.

Members holding shares in physical form, in identical order of names, in more than one folio are requested to send to the Company or IPPL, the details of such folios together with the share certificates for consolidating their holdings in one folio. A consolidated share certificate will be issued to such Members after making requisite changes.

In compliance with the aforesaid MCA Circulars and SEBI Circular dated May 12, 2020, Notice of the AGM along with the Annual Report 2019-20 is being sent only through electronic mode to those Members whose email addresses are registered with the Company/ Depositories. Members may note that the Notice and Annual Report 2019-20 will also be available on the Company's website www.sindhutrade.com, websites of the Stock Exchanges i.e. BSE Limited at www.bseindia.com and on the website of NSDL <https://www.evoting.nsdl.com>

Notice of AGM shall be send electronically to the members/ shareholders whose name are appeared on Friday 25th December, 2020 in the records of Depository and Register of Members maintained by RTA and whose email addresses are registered with the Company / Depositories / RTA

Members attending the AGM through VC / OAVM shall be counted for the purpose of reckoning the quorum under Section 103 of the Act.

In case of joint holders, the Member whose name appears as the first holder in the order of names as per the Register of Members of the Company will be entitled to vote at the AGM.

At the 25th AGM held on 28th September, 2017, the members approved appointment of M/s Divyank Khullar & Associates Chartered Accountants, New Delhi (bearing ICAI Registration No.025755N) as Statutory Auditors to hold office for a period of five years from the conclusion of that AGM till the conclusion of the 30th AGM to be held for the financial year ending on 31st March 2022, subject to ratification of their appointment by Members at every AGM, if so required under the Act. The requirement to place the matter relating to appointment of auditors for ratification by Members at every AGM has been done away by the Companies (Amendment) Act, 2017 with effect from May 7, 2018. Accordingly, no resolution is being proposed for ratification of appointment of statutory auditors at the 28th AGM.

Since the AGM will be held through VC / OAVM, the Route Map is not annexed in this Notice.

In terms of Section 101 and 136 of the Companies Act, 2013 read together with the Rules made thereunder, the copy of the Annual Report including Financial statements, Board's report etc. and this Notice are being sent by electronic mode, to those members who have registered their email ID's with their respective depository participants or with the Registrar and Share Transfer Agent of the Company, unless any member has requested for a physical copy of the same. In case you wish to get a physical copy of the Annual Report, you may send your request to pk.mittal@indusinvest.com or corporatecompliance@sindhutrade.com mentioning

SINDHU TRADE LINKS LIMITED

129, Transport Centre, Punjabi Bagh, Rohtak Road, New Delhi - 110035

your Folio/DP ID & Client ID.

Instructions for e-voting and joining the AGM are as follows:

A. VOTING THROUGH ELECTRONIC MEANS

In compliance with the provisions of Section 108 of the Act, read with Rule 20 of the Companies (Management and Administration) Rules, 2014, as amended from time to time, and Regulation 44 of the SEBI Listing Regulations, the Members are provided with the facility to cast their vote electronically, through the e-voting services provided by NSDL, on all the resolutions set forth in this Notice. The instructions for e-voting are given herein below.

The remote e-voting period commences on Monday, 28th December, 2020 (9:00 a.m. IST) and ends on Wednesday, 30th December, 2020 (5:00 p.m. IST). During this period, Members holding shares either in physical form or in dematerialized form, as on Friday, 25th December, 2020 i.e. cut-off date, may cast their vote electronically. The e-voting module shall be disabled by NSDL for voting thereafter. Those Members, who will be present in the AGM through VC / OAVM facility and have not cast their vote on the Resolutions through remote e-voting and are otherwise not barred from doing so, shall be eligible to vote through e-voting system during the AGM.

The voting rights of Members shall be in proportion to their shares of the paid up equity share capital of the Company as on Friday, 25th December, 2020.

The Board of Directors has appointed Mr. Rajesh Gulati, Practicing Chartered Accountant (Membership No. 089046), has been appointed as the Scrutinizer to scrutinize the voting during the AGM and remote e-voting process in a fair and transparent manner.

The Members who have cast their vote by remote e-voting prior to the AGM may also attend / participate in the AGM through VC / OAVM but shall not be entitled to cast their vote again.

Any person, who acquires shares of the Company and becomes a Member of the Company after sending of the Notice and holding shares as of the cut-off date i.e. Friday, 25th December, 2020, may obtain the login ID and password by sending a request at evoting@nsdl.co.in. However, if he/she is already registered with NSDL for remote e-voting then he/she can use his/her existing User ID and password for casting the vote.

The details of the process and manner for remote e-voting are explained herein below:

Step 1: Log-in to NSDL e-Voting system at <https://www.evoting.nsdl.com/>

1. Visit the e-Voting website of NSDL. Open web browser by typing the following URL: <https://www.evoting.nsdl.com/> either on a Personal Computer or on a mobile.
2. Once the home page of e-Voting system is launched, click on the icon "Login" which is available under 'Shareholders' section.
3. A new screen will open. You will have to enter your User ID, your Password and a Verification Code as shown on the screen.

Alternatively, if you are registered for NSDL eservices i.e. IDEAS, you can log-in at <https://eservices.nsdl.com/> with your existing IDEAS login. Once you log-in to NSDL eservices after using your log-in credentials, click on e-Voting and you can proceed to Step 2 i.e. Cast your vote electronically.

4. Your User ID details are given below :

Manner of holding shares i.e. Demat (NSDL or CDSL) or Physical	Your User ID is:
a) For Members who hold shares in demat account with NSDL	8 Character DP ID followed by 8 Digit Client ID For example if your DP ID is IN300*** and Client ID is 12***** then your user ID is IN300***12*****.
b) For Members who hold shares in demat account with CDSL.	16 Digit Beneficiary ID For example if your Beneficiary ID is 12***** then your user ID is 12*****.
c) For Members holding shares in Physical Form.	EVEN Number followed by Folio Number registered with the Company For example if folio number is 001*** and EVEN is 101456 then user ID is 101456001***

5. Your password details are given below:

SINDHU TRADE LINKS LIMITED

129, Transport Centre, Punjabi Bagh, Rohtak Road, New Delhi - 110035

- a. If you are already registered for e-Voting, then you can use your existing password to login and cast your vote.
- b. If you are using NSDL e-Voting system for the first time, you will need to retrieve the initial password which was communicated to you. Once you retrieve your 'initial password', you need enter the 'initial password' and the system will force you to change your password.
- c. How to retrieve your 'initial password'?
 - i. If your email ID is registered in your demat account or with the Company, your 'initial password' is communicated to you on your email ID. Trace the email sent to you from NSDL from your mailbox. Open the email and open the attachment i.e. pdf file. Open the pdf file. The password to open the pdf file is your 8 digit client ID for NSDL account, last 8 digits of client ID for CDSL account or folio number for shares held in physical form. The pdf file contains your 'User ID' and your 'initial password'.
 - ii. If your email ID is not registered, your 'initial password' is communicated to you on your postal address.
6. If you are unable to retrieve or have not received the "Initial password" or have forgotten your password:
 - a. Click on "Forgot User Details/Password?" (If you are holding shares in your demat account with NSDL or CDSL) option available on www.evoting.nsdl.com.
 - b. Physical User Reset Password?" (If you are holding shares in physical mode) option available on www.evoting.nsdl.com.
 - c. If you are still unable to get the password by aforesaid two options, you can send a request at evoting@nsdl.co.in mentioning your demat account number/folio number, your PAN, your name and your registered address.
 - d. Members can also use the one-time password (OTP) based login for casting the votes on the e-Voting system of NSDL
7. After entering your password, tick on Agree to "Terms and Conditions" by selecting on the check box.
8. Now, you will have to click on "Login" button
9. After you click on the "Login" button, Home page of e-Voting will open.

Step 2 : Cast your vote electronically on NSDL e-Voting system.

1. After successful login at Step 1, you will be able to see the Home page of e-Voting. Click on e-Voting. Then, click on Active Voting Cycles.
2. After click on Active Voting Cycles, you will be able to see all the companies "EVEN" in which you are holding shares and whose voting cycle is in active status.
3. Select "EVEN" of company for which you wish to cast your vote.
4. Now you are ready for e-Voting as the Voting page opens.
5. Cast your vote by selecting appropriate options i.e. assent or dissent, verify/modify the number of shares for which you wish to cast your vote and click on "Submit" and also "Confirm" when prompted.
6. Upon confirmation, the message "Vote cast successfully" will be displayed.
7. You can also take the printout of the votes cast by you by clicking on the print option on the confirmation page.
8. Once you confirm your vote on the resolution, you will not be allowed to modify your vote.

General Guidelines for shareholders

1. Institutional / Corporate shareholders (i.e. other than individuals, HUF, NRI, etc.) are required to send a scanned copy (PDF/JPG Format) of the relevant Board Resolution/ Authority letter etc., with attested specimen signature of the duly authorized signatory(ies) who are authorized to vote, to the Scrutinizer by email to r.gulati64@gmail.com with a copy marked to evoting@nsdl.co.in
2. It is strongly recommended not to share your password with any other person and take utmost care to keep your password confidential. Login to the e-voting website will be disabled upon five unsuccessful attempts to key in the correct password. In such an event, you will need to go through the "Forgot User Details/Password?" or "Physical User Reset Password?" option available on <https://www.evoting.nsdl.com> to reset the password.
3. In case of any queries relating to e-voting you may refer to the FAQs for Shareholders and e-voting user manual for Shareholders available at the download section of <https://www.evoting.nsdl.com> or call on toll free no.: 1800-222-990 or send a request at evoting@nsdl.co.in. In case of any grievances connected with facility for e-voting, please contact Ms. Pallavi Mhatre, Manager, NSDL, 4th Floor, 'A' Wing, Trade World, Kamala Mills Compound, Senapati Bapat Marg, Lower Parel, Mumbai 400 013. Email: evoting@nsdl.co.in/pallavid@nsdl.co.in, Tel: 91 22 2499 4545/ 1800-222-990.
4. Process for registration of email id for obtaining Annual Report and user id/password for e-voting and updation of bank account mandate for receipt of dividend, if any:

Physical Holding	Send a request to the Registrar and Transfer Agents of the Company, IPPL at pk.mittal@indusinvest.com providing Folio No., Name of shareholder, scanned copy of the share certificate (front and back), PAN (self- attested scanned copy of PAN card), AADHAR (self- attested scanned copy of Aadhar Card) for registering email address, and scanned copy of the cancelled cheque bearing the name of the first shareholder shall be provided to update the Bank Account details of the Shareholders.
------------------	---

SINDHU TRADE LINKS LIMITED

129, Transport Centre, Punjabi Bagh, Rohtak Road, New Delhi - 110035

Demat Holding	Please contact your Depository Participant (DP) and register your email address and bank account details in your demat account, as per the process advised by your DP
---------------	---

B. INSTRUCTIONS FOR MEMBERS FOR ATTENDING THE AGM THROUGH VC / OAVM ARE AS UNDER:

1. Members will be able to attend the AGM through VC / OAVM or view the live webcast of AGM provided by NSDL at <https://www.evoting.nsdl.com> by using their remote e-voting login credentials and selecting the EVEN for Company's AGM. Members who do not have the User ID and Password for e-voting or have forgotten the User ID and Password may retrieve the same by following the remote e-voting instructions mentioned in the Notice. Further Members can also use the OTP based login for logging into the e-voting system of NSDL.
2. Facility of joining the AGM through VC / OAVM shall open 15 minutes before and will be open upto 15 minutes after scheduled start time of AGM i.e. shall open from 11.00 AM to 11.30 AM and close after will be available for Members on first come first served basis.
3. Members may note that the VC/OAVM Facility, provided by NSDL, allows participation of atleast 1,000 Members on a first-come-first-served basis. The large shareholders (i.e. shareholders holding 2% or more shareholding), promoters, institutional investors, Directors, Key Managerial Personnel, the Chairpersons of the Audit Committee, Nomination & Remuneration Committee and Stakeholders Relationship Committee, Auditors, etc. can attend the 28th AGM without any restriction on account of first-come- first-served principle.
4. Members who need assistance before or during the AGM, can contact NSDL on evoting@nsdl.co.in/ 1800-222-990 or contact Mr. Amit Vishal, Senior Manager - NSDL at amitv@nsdl.co.in/ 022-24994360/ +91 9920264780 or Mr. Sagar Ghosalkar, Assistant Manager- NSDL at sagar.ghosalkar@nsdl.co.in/ 022-24994553/ +91 932678146
5. Members who would like to express their views or ask questions during the AGM may register themselves as a speaker by sending their request from their registered email address mentioning their name, DP ID and Client ID / folio number, PAN, mobile number at corporatecompliance@sindhutrade.com from 28th December, 2020 (9:00 a.m. IST) to 30th December, 2020 (5:00 p.m. IST). Those Members who have registered themselves as a speaker will only be allowed to express their views / ask questions during the AGM. The Company reserves the right to restrict the number of speakers depending on the availability of time for the AGM.

Other Instructions and results declaration:

The Scrutinizer shall, immediately after the conclusion of voting at the AGM, first count the votes cast during the AGM, thereafter unblock the votes cast through remote e-voting and make, not later than 48 hours of conclusion of the AGM, a consolidated Scrutinizer's Report of the total votes cast in favor or against, if any, to the Chairman or a person authorized by him in writing, who shall countersign the same.

The result declared along with the Scrutinizer's Report shall be placed on the Company's website www.sindhutrade.com and on the website of NSDL <https://www.evoting.nsdl.com> immediately. The Company shall simultaneously forward the results to BSE Limited, where the shares of the Company are listed.

By Order of the Board of Directors
For SINDHU TRADE LINKS LIMITED

Suchi Gupta
Company Secretary

Place: New Delhi
Dated: 04 December, 2020

EXPLANATORY STATEMENT PURSUANT TO THE PROVISIONS OF SECTION 102 OF THE COMPANIES ACT, 2013

Item No. 3

The Board of Directors of the Company at its meeting held on 17th August, 2020 had appointed Mrs. Usha Sindhu (DIN 00033930) as additional director of the Company who holds office as such upto ensuing Annual General Meeting pursuant to provisions of section 161 and other applicable provisions of the Companies Act, 2013 and Articles of Association. The Company has received a notice from a member proposing her candidature for the office of Director along with requisite deposits pursuant to the provision of section 160 of the Companies Act, 2013. She fulfills all criteria of SEBI (Listing Obligations and Disclosure Requirements) Regulations, 2015 as well as the provisions of section 149(6) of Companies Act, 2013 for appointment as Woman Non-Executive Director of the Company.

The Nomination and Remuneration Committee (NRC) of the Board of Directors on the basis of the report of performance evaluation, has recommended appointment of Mrs. Usha Sindhu as Director of the Company who is liable to retire by rotation.

SINDHU TRADE LINKS LIMITED

129, Transport Centre, Punjabi Bagh, Rohtak Road, New Delhi - 110035

The Board, on the recommendation of the Nomination and Remuneration Committee, considered that, given her background and experience, Mrs. Usha Sindhu would be beneficial to the Company and it is desirable to appoint her as a Non- Executive Non- independent Director of the Company. Accordingly, it is proposed to appoint Mrs. Usha Sindhu as Director of the Company, is liable to retire by rotation, on the Board of the Company.

Mrs. Usha Sindhu is not disqualified from being appointed as a director in terms of Section 164 of the Companies Act, 2013 ("the Act"), and has given her consent to act as a director.

None of the Directors/ Key Managerial Personnel of the Company/ their relatives are, in any way, concerned or interested, financially or otherwise, in the resolution.

The Board commends the Ordinary Resolution set out at Item No. 4 of the Notice for approval by the members

Item No. 4

The Board of Directors of the Company at its meeting held on 02nd September, 2020 had appointed Mr. Ramesh Shah (DIN 00029864) as additional director (Independent Director) of the Company who holds office pursuant to the provisions of section 161 of the Companies Act, 2013 upto the date of this Annual General Meeting or last date of Annual General Meeting for the financial year ended 2019-20 should have been held, whichever is earlier. He fulfils all criteria of Listing Regulations as well as the provisions of section 149(6) of Companies Act, 2013 for appointment as Independent Director of the Company. He has also given declaration that he fulfils and complies with all the conditions specified in the Section 149(6) of Companies Act, 2013 making him eligible to be appointed as Independent Director of the Company at ensuing Annual General Meeting.

The Nomination and Remuneration Committee (NRC) of the Board of Directors on the basis of the report of performance evaluation, has recommended appointment of Mr. Ramesh Shah as an Independent Director of the Company.

The Board, based on the performance evaluation and as per the recommendation of the Nomination and Remuneration Committee, considers that, given his background and experience, Mr. Ramesh Shah would be beneficial to the Company and it is desirable to appoint him as an Independent Director. Accordingly, it is proposed to appoint Mr. Ramesh Shah as an Independent Director of the Company, not liable to retire by rotation, for a term of 3(Three) consecutive years upto 01st September, 2023, on the Board of the Company.

Mr. Ramesh Shah is not disqualified from being appointed as a director in terms of Section 164 of the Companies Act, 2013 ("the Act"), and has given his consent to act as a director.

The Company has also received declaration from Mr. Ramesh Shah that he meets the criteria of independence as prescribed both under Section 149(6) of the Act and under the Securities and Exchange Board of India (Listing Obligations and Disclosure Requirements) Regulations, 2015 ("Listing Regulations").

Copy of draft letter of appointment of Mr. Ramesh Shah setting out the terms and conditions of appointment is available for inspection by the members at the registered office of the Company.

None of the other Directors/ Key Managerial Personnel of the Company/ their relatives are, in any way, concerned or interested, financially or otherwise, in the resolution.

The Board commends the Ordinary Resolution set out at Item No. 4 of the Notice for approval by the members.

Item No.5 & 6

As per the Regulation 23 of SEBI Listing Regulation (LODR) 2015 (the "Regulation") all the material related party transactions shall require approval of the unrelated members through Ordinary Resolution.

Further, as per the Regulation 23 of SEBI Listing Regulation (LODR) 2015 a transaction with related party shall be considered material if the transaction(s) to be entered into individually or taken together with previous transaction during a financial year, exceeds ten percent of the annual consolidated turnover as per the last audited financial statement.

Members are requested to further note that the transactions entered into between the related parties for sale, purchase or supply of any goods or materials, leasing property of any kind and availing or rendering of services shall be material in nature and hence unrelated shareholders approval shall be required.

The proviso to section 188 also states that nothing in section 188(1) will apply to any transaction entered into by the company in its ordinary course of business and at arm's length basis. All the proposed transactions put up for approval are in ordinary course of business and at arm's length.

The details as per the provisions of Rule 15 of the Companies (Meeting of Board and its Power) Rules, 2014 for the related party transactions are as under:

S No.	Name of Related	Name of the director or key managerial	Nature of relationship	Nature, material terms, monetary value and	Any other information
-------	-----------------	--	------------------------	--	-----------------------

SINDHU TRADE LINKS LIMITED

129, Transport Centre, Punjabi Bagh, Rohtak Road, New Delhi - 110035

	Party	personnel who is related, if any.		particulars of the contract or arrangement	relevant or important for the members to take decision on the proposed resolution
1	ACB (India) Limited	<ul style="list-style-type: none">Sh. Rudra Sen Sindhu, Sh. Vir Sen Sindhu and Sh. Vrit Pal Sindhu are common directors.Sh. Satya Pal Sindhu, Director of the Company is relative of the above-mentioned Directors.	Enterprise is a Related party / Group Company as per Companies Act,2013	Contract involving sale, purchase or supply of any goods or materials, leasing property of any kind and availing or rendering of services (transportation and allied services). The said transactions are material in nature aggregating to approx. Rs. 300 Crores.	All transactions carried are on arms length basis in the ordinary course of business.
2	Sainik Mining And Allied Services Limited	<ul style="list-style-type: none">Sh. Rudra Sen Sindhu, Sh. Vir Sen Sindhu and Sh. Vrit Pal Sindhu are common directors.Sh. Kuldip Singh Sindhu is a common independent director.Sh. Satya Pal Sindhu, Director of the Company is relative of the above-mentioned Directors	Enterprise is a Related party / Group Company as per Companies Act,2013	Contract involving sale, purchase or supply of any goods or materials, leasing property of any kind and availing or rendering of services (transportation and allied services). The said transactions are material in nature aggregating to approx. Rs. 350 Crores.	All transactions carried are on arms length basis in the ordinary course of business.

The above Contracts/arrangements/transactions are approved by the Audit Committee and the Board.

As per the Second proviso to Section 188(1) of the Act and Regulation 23(4) of the Listing Regulations, if any member is a related party in any contract or arrangement, then that party shall not vote on the ordinary resolution, whether the party is a related party to the particular transaction or not. Therefore, the promoter groups will not vote on the above resolutions.

None of the Directors or Key Management Personnel or their relatives are, in any way, deemed to be concerned or interested except those mentioned above and to the extent of their shareholding in the Company.

The relevant documents and registers shall be made available at the registered office as well as corporate office of the Company for inspection during the business hours 09.30AM to 06.00 PM Monday to Saturday and also at the meeting.

The Board recommends the resolution as set out at Item No. 5 & 6 of the Notice for approval by the unrelated shareholders.

By order of the Board of Directors
For Sindhu Trade Links Limited

Place: New Delhi
Date: 04.12.2020

Sd/-
Suchi Gupta
Company Secretary
ACS No.-26066

SINDHU TRADE LINKS LIMITED

129, Transport Centre, Punjabi Bagh, Rohtak Road, New Delhi - 110035

Details of Directors seeking appointment and re-appointment at the forthcoming Annual General Meeting (in pursuance of regulation 36(3) of SEBI (Listing Obligations and Disclosure Requirements) Regulations, 2015. Brief Profile of Director being appointed or re-appointed:

Name of Director	Mr. Rudra Sen Sindhu
Date of Birth	02.02.1956
Date of Appointment	01.12.2012
Experience	38 years
Expertise in specific functional areas	<p>He joined the Indian Army in the year 1977. After completing short service commission period of 5 Years, he joined his family concern M/s Mitter Sen & Company which was then engaged in Iron-ore Mining.</p> <p>He has approximately 37 years of experience in the field of Coal Mining and Mining Logistics and setting up of operations of Power Plants and Non Banking Finance Business. He has business interest in a number of Companies engaged mainly in the business of mining and logistics, coal beneficiations, power generation, manufacturing of sponge iron and steel, stock broking, print media, finance and tourism. He has been the Chairman of Expert Committee on coal since 2008 and the Co-Chairman of the National Coal Committee of ASSOCHAM since 2009. He is also engaged in several charitable activities in the rural area.</p>
Qualifications	Bachelor's Degree in Arts
Directorship in other Public Limited Companies excluding foreign companies and Section 8 companies)	<ul style="list-style-type: none"> ➤ ACB (India)Limited ➤ ACB (India) Power Limited ➤ Aryan Energy Private Limited ➤ Sainik Mining And Allied Services Limited ➤ Paramitra Holdings Limited ➤ Sainik Finance & Industries Limited ➤ Hari Bhoomi Communications Private Limited ➤ Legend Travels Private Limited
Memberships/ Chairmanships of committees of other Public companies (includes only Audit Committee and Stakeholders' Relationship Committee)	<p>Audit Committee :</p> <ul style="list-style-type: none"> ➤ Sainik Finance & Industries Limited - Member ➤ Aryan Energy Private Limited – Chairman
b) Share transfer And Investor Grievance Committee	<p>Stakeholder's Relationship Committee</p> <ul style="list-style-type: none"> ➤ ACB(India) Limited - Member ➤ Sainik Finance & Industries Limited - Member
No. of Shares held	2930300
Relationship with any other Director(s) of the Company	<p>He is the brother of the following director:</p> <ul style="list-style-type: none"> ➤ Satya Pal Sindhu

SINDHU TRADE LINKS LIMITED

28TH DIRECTOR'S REPORT

To
The Members,
Sindhu Trade Links Limited

Your directors have immense pleasure in presenting their 28th Annual Report together with the Audited Statement of Accounts for the financial year ended on 31st March 2020.

The financial results for the year under reviews are as follows:

(Amount in Lakhs)

Particulars	Standalone		Consolidation	
	For the Year ended March 31, 2020	For the Year ended March 31, 2019	For the Year ended March 31, 2020	For the Year ended March 31, 2019
Total Income	87288.05	115251.01	121123.02	155906.28
Total Expenditure	79436.36	105584.53	126405.53	158235.12
Profit/Loss before Tax	7852.69	9666.48	(5282.51)	(2328.84)
Less:				
Current Tax	1926.20	3648.90	2679.33	4406.48
Deferred Tax	144.52	(993.35)	340.47	(1020.47)
Adjustment for previous year	-	-	-	-
Income Tax For Earlier years	127.17	-	181.69	-
Extra-Ordinary Item	-	-	(1419.54)	271.79
Less: Non-Controlling Interest	-	-	(5241.43)	(6842.24)
Profit/Loss after Tax	5654.80	7010.93	(4662.10)	1399.18
Add: Balance in the P&L Acct.	39237.32	31870.54	83162.45	50045.74
Add: Other Comprehensive Income	1697.62	355.85	1015.67	33278.10
Sub-Total	46589.74	39237.32	79516.02	84723.02
Less: Transfer to Debenture Redemption Reserve				
Add: Acquisition / Change in Stake of Subsidiary & Associate	-	-	-	(443.61)
Proposed Dividend on Equity/Preference Shares	-	-	-	
Tax on Dividends	-	-	-	
Share of profits in associates	-	-	-	(1116.96)
Adjustment for Earlier Year Taxes	-	-	-	
Closing Balance	46589.74	39237.32	79516.02	83162.45

SINDHU TRADE LINKS LIMITED

28TH DIRECTOR'S REPORT

CHANGE IN ACCOUNTING POLICY/ PRINCIPLES

There has been no change in the Accounting Policy of the Company.

COMPANIES' OPERATIONS

On standalone basis, the company has achieved the Total Revenue of **Rs. 87288.05** Lakhs as against the **Rs. 115251.01** Lakhs during the previous year. PAT was at **Rs. 5654.80** Lakhs in current year as compared to **Rs. 7010.93** Lakhs in previous year.

On Consolidation basis, the company has achieved the Total Revenue of **Rs. 121123.02** Lakhs as against the **Rs. 155906.28** Lakhs during the previous year. PAT was at **Rs. (4662.10)** Lakhs in current year as compared to **Rs. 1399.18** Lakhs in previous year

CHANGE IN THE NATURE OF BUSINESS, IF ANY

During the year under report, there is no change in the business of the Company and is continue to extracts its major revenue from the logistics, trading of oil and lubricants and investment and finance operations.

TRANSFER TO RESERVES

During the year under review, no amount has been transferred to reserves.

MATERIAL CHANGES BETWEEN THE DATE OF THE BOARD REPORT AND END OF FINANCIAL YEAR

There have been no material changes and commitments, affecting the financial position of the Company which have occurred between the end of the financial year of the Company to which the financial statements relate and the date of the report.

SIGNIFICANT AND MATERIAL ORDERS PASSED BY THE REGULATORS OR COURTS OR TRIBUNALS IMPACTING THE GOING CONCERN STATUS AND COMPANY'S OPERATIONS IN FUTURE

During the year under review, there have been no such significant and material orders passed by the regulators or courts or tribunals impacting the going concern status and company's operations in future.

SINDHU TRADE LINKS LIMITED

28TH DIRECTOR'S REPORT

STATUS OF SUBSIDIARY COMPANIES, JOINT VENTURES AND ASSOCIATE

The subsidiaries in which the shareholding of the Company is presently more than half of the nominal capital of the Company as per section 2(87) of the Companies Act, 2013 are:

- **Hari Bhoomi Communications Private Limited** is a Private Limited Company incorporated on 08.05.2007 by Registrar of Companies, National Capital Territory of Delhi and Haryana. The company is engaged in Publication of daily newspaper of Hindi in the State of Chhattisgarh, Madhya Pradesh, Delhi and Haryana, Bhopal under the name "Hari Bhoomi" and a TV channel namely "JANTA TV".

Specialised Areas:

This newspaper contains news of current events, informative articles, diverse features and advertising. It has contributed immensely in the field of media through its eye-opening articles and independent views. "Hari Bhoomi" was started initially as a Weekly in 1996 but later on in 1998 it became a Daily .It was the first Daily to be published from Rohtak (Haryana). "Hari Bhoomi" launched its first edition in Chhattisgarh in 2001 from Bilaspur and added Raipur in 2002. Hari Bhoomi started its Jabalpur Edition in 2008. Very recently, Hari Bhoomi started its edition from Raigarh (Chhattisgarh) and Bhopal.

Hari Bhoomi is a member of Indian Newspaper Society, Audit Bureau of Circulations (Two esteemed organizations of Newspapers/Magazines/Advertising Agencies/Advertisers) and also member of MRUC (Media Research Users Council), an organization conducting Indian Readership Survey.

% of Holding by the Company:

The present authorised share capital of the company is Rs. 3,10,00,000/- divided into 31,00,000 equity shares of Rs. 10/- each. The present paid- up share capital of the company is Rs. 3,03,57,000/- divided into 30,35,700 equity shares of Rs. 10/- each. STLL is holding 84.68% of the nominal capital of HBCPL.

- **Indus Automotives Private Limited:** A Private Limited Company incorporated on July 05, 2010 by Registrar of Companies, National Capital Territory of Delhi and Haryana. The company acts from manufacturers to retailers, storers and warehouseers, importers, exporters, repairers, hirers in

SINDHU TRADE LINKS LIMITED

28TH DIRECTOR'S REPORT

all types of automotive vehicles usable on land, sea or air and to do all the allied activities relating thereto.

Specialised Areas:

The Company is engaged in the business of trading of genuine automobiles spare parts, heavy earthmoving equipment parts, lubricants, tyres, tubes and flaps. The Company holds authorised dealership of Asia Motor Works Ltd (AMW Ltd) for commercial vehicles, for Tyres tube and flaps of Birla Tyre, Ceat Ltd., MRF Limited, J.K Tyre & Industries Ltd., Apollo Tyres Ltd., for dealership for Lubricant of Valvoline Cummins Pvt. Ltd., Total Oil India Pvt Ltd., dealership for genuine automobiles spare parts of Ashoka Leyland, Tata Motors, Mahindra, Mico, TVS, Bosch, Telco, and Turbo and dealership for spare parts of heavy earthmoving parts with machinery parts of Liebherr India Ltd, Tata Hitachi, Hindustan Motors. The Company also has LMV workshop located at Dipka, korba, C.G. for repairs & maintenance of Light motor vehicles.

Present Financial Structure and % of holding of STLL:

The present authorised share capital of the company is Rs. 55,00,000/- divided into 5,50,000 equity shares of Rs. 10/- each. The present paid-up share capital of the company is Rs. 52,50,000/- divided into 5,25,000 equity shares of Rs. 10/- each. STLL is holding 98.10% of the nominal share capital of In APL.

- **Sudha Bio Power Private Limited**, A Private Limited Company incorporated on 21st July, 2011 by Registrar of Companies, Hyderabad. The Company is engaged in the business of generating, harnessing, developing, accumulating, distributing and supplying of electricity by setting up Bio mass power plants by use of liquid, gaseous or solid fuels for the purpose of light, heat motive power and for all other purposes for which electric energy can be employed. However due to all operational and management activities were carried out from New Delhi and keeping in view the administrative convenience, cost effectiveness, growth potential and opportunities existing, the Company shifted its registered office from Andhra Pradesh to New Delhi on 25.02.2016.

Specialised Areas:

It is presently engaged into the business of generating, distributing and supplying of electricity through its Bio Mass Power Plant by use of liquid, gaseous or solid fuels and to generate Power supply either by hydro, solar, thermal gas, diesel, oil or through Renewable Energy Sources such as solar,

SINDHU TRADE LINKS LIMITED

28TH DIRECTOR'S REPORT

photo voltaic, and wind mill and or any other means and to Transmit, distribute, supply and sell such power either directly or through Transmission lines and facilities of central/State Governments or private Companies or Electricity Boards to industries and to Central/ State Governments to be proved other consumers or electricity including for captive consumption for any other industrial projects promoted by this company or promoter Companies, and generally to develop, generate accumulate power at any other place or places and to transmit, distribute sell and such supply such power and to acquire coal mines in India and/or abroad and to acquire concessions or licenses granted by or to enter into contracts with the Government of India or any other

government authority for the construction, operation and maintenance of any electric installation for the production, transmission or use electric power of lighting, heating, signalling and other allied activities thereto.

Present Financial Structure and % of holding of STLL

During the year under review, the present authorized share capital of the company is Rs. 360,000,000/- divided into 36,000,000 equity shares of Rs. 10/- each. The present paid- up share capital of the company is Rs. 90,100,000/- divided into 9,010,000 equity shares of Rs. 10/- each. STLL is holding 100% of the nominal share capital of In SBPPL.

- **Param Mitra Resources Pte. Ltd.** ("PMR" or "Company" or "Param Mitra"), is a leading Coal and Power player in Indonesia, promoted by the Sindhu Family, a leading coal-mining, coal logistics, coal beneficiation, power generation and power distribution in India with over 30 years of experience in the coal and energy sector under the flagship of Sainik-Aryan Group (SAG).

Specialised Area:

PMR has proven expertise in conducting exploration, mining & logistics operations in India and abroad and the same allows the company to understand and manage the operations of mines in the most cost effective manner. The company has its presence over many counties. Some of them are described below:

Australia: Param Mitra has recently entered into a mine management agreement with an operating mine in Western Australia for producing 3 mn tons per annum.

SINDHU TRADE LINKS LIMITED

28TH DIRECTOR'S REPORT

Indonesia: Param Mitra is presently operating four mines, giving it access to over 1.5 bn tonnes of reserves in East Kalimantan.

Marketing Strategy : Param Mitra has a multi dimensional marketing and end use strategy for coal which will be produced by several mines in Indonesia. Param Mitra is currently supplying and exploring more opportunities of supply in South and East Asia. Strategically looking at a combination of

- Long term relationships with commodity players and off-take agreements
- Domestic Market strategy
- Power sector in Indonesia

Present Financial Structure and % of holding of STLL

During the year under review, the present paid up share capital of the company is 7,11,98,425 Equity Shares of USD \$ 1 each. STLL is holding 96.16% of the nominal share capital In PMR Pte. Ltd.

The below mentioned list of Companies are subsidiaries of Hari Bhoomi & PMR Pte. Ltd. which itself are subsidiaries of STLL:

Subsidiary of Hari Bhoomi:

- **Legend Travels Private Limited**, A Private Limited Company incorporated on 21st October, 1997 by Registrar of Companies, National Capital Territory of Delhi and Haryana. The company was incorporated with a view to carry on the business of Media & Entertainment including running of T.V. Channel, IPTV, Radio Channel & Publishing of News Paper.

Specialised Areas:

Currently it is engaged in the support services to Media Companies.

Present Financial Structure and % of holding of Hari Bhoomi:

During the year under review, the present authorized share capital of the company is Rs. 10,00,00,000/- divided into 1,00,00,000 equity shares of Rs. 10/- each. The present paid- up share capital of the company is Rs. 9,67,97,790/- divided into 96,79,779 equity shares of Rs. 10/- each. Hari Bhoomi is holding 100% of the nominal share capital in LTPL

SINDHU TRADE LINKS LIMITED

28TH DIRECTOR'S REPORT

SUBSIDIARIES OF PARAM MITRA RESOURCES PTE. LTD. (OVERSEAS SUBSIDIARIES)

The overseas subsidiaries are presently engaged in coal mining and allied activities thereto. The details of the Companies are mentioned below:

PARAM MITRA RESOURCES PTE. LTD.			
Param Mitra Coal Resources Pte Limited (PMCR Pte Ltd.)	Oceania Resources Pty Limited (OR Pty Ltd.)	Param Mitra Power Pte Ltd.	Sukarma Coal Resources Pte Ltd (SCR Pte Ltd)
The paid up share capital of the Company is USD 3,00,00,000 divided into 3,00,00,000 equity shares of USD 1/- each.	The paid up share capital of the Company is 100,000 USD divided into 100,000 equity shares of USD 1/- each.	The paid up share capital of the Company is 10,000 USD divided into 10,000 equity shares of USD 1/- each.	The paid up share capital of the Company is 16,00,000 USD divided into 16,00,000 equity shares of USD 1/- each.
PMR Pte Ltd (Subsidiary of STLL) is holding 60% of the share capital of PMCR Pte Ltd.	PMR Pte Ltd (Subsidiary of STLL) is holding 65% of the share capital of OR Pty Ltd.	PMR Pte Ltd (Subsidiary of STLL) is holding 70% of the share capital of PMP Pte Ltd.	PMR Pte Ltd (Subsidiary of STLL) is holding 100% of the share capital of SCR Pte Ltd.
Param Mitra Coal Resources Pte. Two Limited (PMCR Pte. Two Ltd.)	Param Mitra Coal Resources Pte. One Limited (PMCR Pte. One Ltd.)	Unity Holding Business Singapore Pte. Ltd (UHBS Pte. Ltd.)	Dragon Power Investment Limited (DPIL)
The paid up share capital of the company is USD 55,30,000 divided into 55,30,000 equity shares of USD 1/- each.	The paid up share capital of the company is USD 1,48,75,000 divided into 1,48,75,000 equity shares of USD 1/- each.	The paid up share capital of the Company is USD 15,00,000 divided into 15,00,000 equity shares of USD 1/- each.	The Paid up Share Capital of the Company is USD 1 divided into 1 Equity Share of USD 1/- each.
Param Mitra Coal Resources Pte Limited (Subsidiary of PMR Pte Ltd) is holding 100% of the nominal share capital of PMCR Pte. Two Ltd.	Param Mitra Coal Resources Pte Limited (Subsidiary of PMR Pte Ltd) is holding 100% of the nominal share capital of PMCR Pte. One Ltd.	Param Mitra Coal Resources Pte Limited (Subsidiary of PMR Pte Ltd) is holding 100% of the share capital of UHS Pte. Ltd.	Param Mitra Coal Resources Pte Limited (Subsidiary of PMR Pte Ltd) is holding 100% of the share capital of DPIL.
Pt Rencana Mulia Baratama (Pt. RMB)	Pt. Param Mitra Coal Movers(Pt. PMCM) (Earlier Pt. Mesra Prima Coal (Pt. MPC)	Pt. Param Mitra Coal Resources (Pt. PMCR)	
The paid up share capital of the company is IDR 5,00,00,00,000 divided into 50,000 equity shares of IDR 1,00,000/- each.	The paid up share capital of the company is IDR 5000,00,00,000 divided into 400000 equity shares of 125,000 IDR each.	The paid up share capital of the company is IDR 893,20,00,000 divided into 1,000,000 equity shares of 8932 IDR each.	
PMCR Pte. Two Ltd.(Subsidiary of PMCR Pte Ltd.) is holding 93.80 % of the share capital of Pt. RMB.	PMCR Pte One Limited (Subsidiary of PMCR Pte Limited) is holding 99% of the share capital of Pt. PMCM.	UHBS Pte. Ltd. (Subsidiary of PMCR Pte Ltd) is holding 99% of the share capital of Pt. PMCR.	
Pt Rencana Mulia Baratama (Pt. RMB)	Pt. Param Mitra Coal Movers(Pt. PMCM) (Earlier Pt. Mesra Prima Coal (Pt. MPC)	Pt. Param Mitra Coal Resources (Pt. PMCR)	
The paid up share capital of the company is IDR 5,00,00,00,000 divided into 50,000 equity shares of IDR 1,00,000/- each.	The paid up share capital of the company is IDR 5000,00,00,000 divided into 400000 equity shares of 125,000 IDR each.	The paid up share capital of the company is IDR 893,20,00,000 divided into 1,000,000 equity shares of 8932 IDR each.	
PMCR Pte. Two Ltd.(Subsidiary of PMCR Pte Ltd.) is holding 93.80 % of the share capital of Pt. RMB.	PMCR Pte One Limited (Subsidiary of PMCR Pte Limited) is holding 99% of the share capital of Pt. PMCM.	UHBS Pte. Ltd. (Subsidiary of PMCR Pte Ltd) is holding 99% of the share capital of Pt. PMCR.	
Pt. Krida Makmur Bersama (Pt. KMB)	Pt. Brillian Alam Sejahtera(Pt. BAS)		
The paid up share capital of the Company is IDR 10,00,00,00,000 divided into 10,000 equity shares of 10,00,000 IDR each.	The paid up share capital of the Company is IDR 1000,00,00,000 divided into 10,000 equity shares of IDR 10,00,000 each.		
Pt. PMCM (Subsidiary of PMCR Pte. One Ltd.) is holding 99.99% of the share capital of Pt. KMB.	Pt. PMCM (Subsidiary of PMCR Pte. One Ltd.) is holding 99.99% of the share capital of Pt. BAS		

SINDHU TRADE LINKS LIMITED

28TH DIRECTOR'S REPORT

PT Global Bumi Lumbung Indonesia (Pt. GBLI)	PT Jaya Jasamandiri (Pt. JJ)	PT Indo Bara Pratama (Pt. IBP)
The paid up share capital of the company is IDR 1,34,60,00,00,000 divided into 1,34,600 equity shares of IDR 10,00,000/- each.	The paid up share capital of the company is IDR 1,31,41,00,00,000 divided into 131,410 equity shares of 10,00,000 IDR each.	The paid up share capital of the company is IDR 1,00,00,00,000 divided into 1,000 equity shares of 10,00,000 IDR each.
DPIL (Subsidiary of PMCR Pte Ltd.) is holding 99.95 % of the share capital of Pt. GBLI.	DPIL (Subsidiary of PMCR Pte Limited) is holding 99.92% of the share capital of Pt. JJ.	DPIL (Subsidiary of PMCR Pte Ltd) is holding 99.90% of the share capital of Pt. IBP.

CORPORATE SOCIAL RESPONSIBILITY

The Company has planned to undertake the various projects in accordance with the Schedule VII of the Companies Act, 2013. The details of the proposed CSR activities to be undertaken by the company and the disclosures as per section 135 of the Companies Act read with Companies (Corporate Social Responsibility) Rules,2014 is disclosed separately as Annexure -A.

NUMBER OF MEETINGS OF BOARD

During the year 2019-20, the Board of Directors met in each quarter and the proceedings of the meeting are as per the provisions of the Companies Act, 2013 alongwith all other applicable provisions. The details of the meeting of the Board of Directors have been set out separately in Corporate Governance Report.

DECLARATION BY INDEPENDENT DIRECTORS

The Company has received necessary declaration from each Independent Director under section 149(7) of Companies Act 2013 that he/she meets the criteria of independence laid down in section 149(6) of Companies act 2013 and as per the prescribed regulation of SEBI (Listing Obligations and Disclosure Requirements) regulations, 2015.

DIVIDEND

Your Directors recommend no amount of dividend for the financial year 2019-20.

DETAILS OF DIRECTORS, KEY MANAGERIAL PERSONNEL

- **Re-appointment of Director :**
 - Pursuant to the provisions of the Section 152 and other applicable provisions, if any, of the Companies Act, 2013, Sh. Rudra Sen Sindhu (DIN: 00006999), Director of the Company retire by rotation and being eligible, have offered themselves for re-appointment. Your director recommends his re-appointment.

SINDHU TRADE LINKS LIMITED

28TH DIRECTOR'S REPORT

PUBLIC DEPOSITS

The Company has not invited/ accepted any deposits from the public during the year ended March 31, 2020. There were no unclaimed or unpaid deposits as on March 31, 2020.

AUDITOR'S REPORT

Auditors' Report on the financial statements for the year ended on March 31, 2020 together with notes thereon is attached separately in this annual report. A perusal of the statement reflects that it certifies true and fair view of state of affairs of the Company. Further, the report also contains the prescribed annexure (known as CARO). In the said annexure, Auditors are required to give their observations on prescribed items. In the said Annexure, Auditors while quoting the observations in respect of all the items, have not made any qualification in respect any item.

The observations made in the Auditors' Report are self-explanatory and therefore do not call for any further comments.

AUDITOR

Statutory Auditor :

M/s Divyank Khullar & Associates, Chartered Accountants (FRN No. 025755N) has been appointed as the Statutory Auditor of the Company to hold office till the thirtieth Annual General Meeting of the Company.

Secretarial Auditor :

Pursuant to the provisions of Section 204 of the Companies Act, 2013 and the Companies (Appointment and Remuneration of Managerial Personnel) Rules, 2014, Secretarial Audit has been carried out by SVR & Co., Practicing Company Secretary.

The Secretarial audit report does not contain any qualification, reservation and adverse remarks and the report is attached as "Annexure B".

CONSERVATION OF ENERGY, TECHNOLOGY ABSORPTION & FOREIGN EXCHANGE EARNINGS AND OUTGO

The details of conservation of energy, technology absorption & foreign exchange earnings and outgo are as follows:

(A)Conservation of energy:

Your Company carries out its operations in an environmental friendly manner and is on the look-out for different ways & means to reduce the consumption of energy in its operations. Fuel & electricity consumption in different stages were monitored

SINDHU TRADE LINKS LIMITED

28TH DIRECTOR'S REPORT

regularly and suitable corrective actions were taken wherever possible.

(B) Technology Absorption:

The Company continues to use the latest technologies for improving the productivity and quality of its services and products. The Company's operations do not require significant import of technology.

(C) Foreign exchange earnings and Outgo:

During the financial year the Foreign Exchange outflow is Rs. 42,17,94,075/- and there was no inflow of foreign exchange.

PARTICULARS OF EMPLOYEE

Information as required under the provisions of Rules 5(2) & 5(3) of the Companies (Appointment and Remuneration of Managerial Personnel) Rules, 2014, is set out in Annexure C to the Directors' Report.

DIRECTORS' RESPONSIBILITY STATEMENT

Pursuant to the requirement under section 134(3)(C) of the Companies Act, 2013 with respect to Directors' Responsibility Statement, it is hereby confirmed that:

- in the preparation of the annual accounts for the financial year ended 31st March, 2020, the applicable accounting standards had been followed along with proper explanation relating to material departures;
- the directors had selected such accounting policies and applied them consistently and made judgments and estimates that are reasonable and prudent so as to give a true and fair view of the state of affairs of the company as at March 31, 2020 and of the profit and loss of the company for that period.
- the directors had taken proper and sufficient care for the maintenance of adequate accounting records in accordance with the provisions of the Companies Act, 2013 for safeguarding the assets of the company and for preventing and detecting fraud and other irregularities;
- the directors had prepared the annual accounts on a going concern basis;
- the directors have laid down internal financial controls to be followed by the Company and such internal financial controls are adequate and were operating effectively; and
- the directors had devised proper systems to ensure compliance with the provisions of all applicable laws and that such systems were adequate and operating effectively

SINDHU TRADE LINKS LIMITED

28TH DIRECTOR'S REPORT

RISK MANAGEMENT COMMITTEE: OVERVIEW

In terms of SEBI (LODR) Regulation, 2015, the Company has constituted a Risk Management Committee on 13 November, 2014 for framing, implementing and monitoring the risk management policy of the Company.

The Committee has adopted a Charter that outlines the role, responsibilities and power of the Committee and the procedure for organizing the meeting of the Committee. Further, Risk Management Plans and Policies of the Company stimulates the development, review, and revision of the organization's practices and protocols in light of identified risks and chosen loss prevention and reduction strategies. Principles of the Plan provide the foundation for developing key policies and procedures for day-to-day risk management activities.

VIGIL MECHANISM/ WHISTLE BLOWER POLICY

In accordance with the section 177(9) of the Act read with Regulation 22 of the SEBI (Listing Obligations and Disclosure Requirements) Regulation, 2015, Company has formulated a Vigil Mechanism / Whistle Blower Policy for its Directors and employees to report concerns about unethical behaviour, actual or suspected fraud or violation of the Company's fundamental code of conduct. The details of the same are made available on the Company's website www.sindhutrade.com.

BOARD EVALUATION

The board of directors has carried out an annual evaluation of its own performance, Board committees and Individual directors pursuant to the provisions of the Companies Act, 2013 and the corporate governance requirements as prescribed under SEBI (Listing Obligations and Disclosure Requirements) Regulation, 2015, which has been set out in the Corporate Governance Report.

COMPANYS' POLICY ON DIRECTORS' APPOINTMENT AND REMUNERATION INCLUDING CRITERIA FOR DETERMINING QUALIFICATIONS, POSITIVE ATTRIBUTES, INDEPENDENCE OF A DIRECTOR AND OTHER MATTERS PROVIDED UNDER SUB-SECTION (3) OF SECTION 178

A brief report on the criteria of selection of Executive and Non-executive Directors/Chairman, CEO, Senior Management employees their Remuneration policy including criteria for determining qualifications, positive attributes, independence of director and other matters provided under sub-section (3) of section 178 has been set out separately in Corporate Governance Report.

SINDHU TRADE LINKS LIMITED

28TH DIRECTOR'S REPORT

PARTICULARS OF LOANS, GUARANTEE OR INVESTMENTS UNDER SECTION 186

Particulars of loans, guarantees given and investments made during the year in accordance with Section 186 of the Companies Act, 2013 is annexed to this report as "Annexure D".

RELATED PARTY TRANSACTION

All related party transactions entered during the year were on arm's length basis and in the ordinary course of business. Prior omnibus approval was taken at the audit committee for the transactions which are foreseen and/or repetitive in nature. The policy on the related party transactions duly approved by the Board is uploaded on company's website and can be accessed at www.sindhutrade.com.

During the year under review, all the transactions with the related party Particulars of the contracts or arrangements with related parties referred to in sub-section (1) of section 188 read with Rules as applicable is annexed herewith as "Annexure E".

EXTRACT OF ANNUAL RETURN

Pursuant to section 92(3) of the Companies Act, 2013 and Rule 12(1) of the Companies (Management and Administration) Rules, 2014, extract of annual return in Form MGT-9 is enclosed herewith as Annexure-F.

FAMILIARIZATION PROGRAMME FOR INDEPENDENT DIRECTORS

The Company keeps its Directors informed of the activities of the Company, its management and operations and provides an overall industry perspective as well as issues being faced by the industry. The details of various familiarization programmes provided to the Independent Directors of the Company is available on the Company's website www.sindhutrade.com.

INTERNAL CONTROL SYSTEMS AND THEIR ADEQUACY

The Company has an Internal Control System which ensures that all transactions are authorised, recorded and reported correctly, and assets are safeguarded and protected against loss from unauthorized use or disposition. In addition there are operational controls and fraud risk controls, covering the entire spectrum of internal financial controls. The Internal Audit is being done by the independent Chartered Accountants who monitors and evaluates the efficacy and adequacy of internal control system in the Company, its compliance with operating systems, accounting procedures and policies at all locations of the Company and its subsidiaries. All

SINDHU TRADE LINKS LIMITED

28TH DIRECTOR'S REPORT

these measures facilitate timely detection of any irregularities and early remedial steps.

No significant audit observations and recommendations have been received from the Internal Auditors of the Company.

PREVENTION OF SEXUAL HARASSMENT OF WOMEN AT WORKPLACE

The company has formulated and adopted a Sexual harassment policy in line with the provisions of the Sexual Harassment of Women at Workplace (Prevention, Prohibition and Redressal) Act, 2013 and the Rules thereunder to redress and prevent all the complaints of sexual harassment at workplace. An Internal Complaints Committee has been set up to redress complaints received regarding sexual harassment. All female employees (permanent, contractual, temporary, trainees) as well as any woman visiting the Company's office premises or women service providers are covered under this policy.

During the year 2019-20, no complaints were received by the Company related to sexual harassment.

INSIDER TRADING REGULATIONS

The Company has adopted a Code of Conduct for Prevention of Insider Trading with a view to regulate the trading in securities by the Directors and designated employees of the Company. The purpose of the Code is to prevent the misuse of any price sensitive information through dealing in the shares of the company by directors, officers and employees of the company. Further the company has adopted the trading window closure policy, to prevent the directors, officers and employees of the company from trading in the securities when there is unpublished price sensitive information.

All Board Directors and the designated employees have confirmed compliance with the Code

CORPORATE GOVERNANCE REPORT

The company firmly believes in the principles of the good Corporate Governance A detailed report on corporate governance in accordance with the Listing Agreement separately forms part of this annual report.

MANAGEMENT DISCUSSION AND ANALYSIS STATEMENT

The Management Discussion and Analysis Statement as required under Regulation 34 of the SEBI (Listing Obligations and Disclosure Requirements) Regulation, 2015 is disclosed separately in this annual report.

SINDHU TRADE LINKS LIMITED

28TH DIRECTOR'S REPORT

LISTING OF SHARES

The Equity Shares of the Company is listed on Bombay Stock Exchange. These shares were traded during the year under review at the Exchange. The Status of Listing of shares at these Stock Exchanges is given in the Corporate Governance Report.

ACKNOWLEDGEMENTS

Your Directors place on record their deep appreciation to the shareholders, business associates, and financial institutions at all levels for their consistent support and encouragement of the Company. The enthusiasm and beneficent efforts of the employees have enabled the Company to remain at the leading- edge of the Industry. Your Directors would also like to acknowledge the constructive suggestions from the statutory auditors for ensuring the accurate and authentic compliances for the Company.

**By Order of the Board of Directors
For Sindhu Trade Links Limited**

**Place: New Delhi
Dated: 04.12.2020**

**(Satya Pal Sindhu)
Managing Director
Din no.-00218355**

**(Rudra Sen Sindhu)
Director
Din No.-00006999**

CSR REPORT:

Annexure -A:

FORMAT FOR THE ANNUAL REPORT ON CSR ACTIVITIES TO BE INCLUDED IN THE BOARD'S REPORT:

1.	A brief outline of the company's CSR policy, including overview of projects or programs proposed to be undertaken and a reference to the web-link to the CSR policy and projects or programs.		Company's focus areas under CSR: <ul style="list-style-type: none"> • Health • Education • Environment • Sports • Disaster relief <p>The principle aim and objective of the policy is to undertake, promote any project/ activity for the promotion and growth of the rural economy, socio-economic development and upliftment of people in rural areas.</p> <p>The Company's CSR policy is available on the Company website: www.sindhutrade.com</p>				
2.	The Composition of the CSR Committee		<ol style="list-style-type: none"> 1. Sh. Usha Sindhu -Chairman 2. Sh. Ramesh Shah -Member 3. Sh. Satya Pal Sindhu-Member 				
3.	Average net profit of the company for last three financial years		Rs. 98,04,78,962/-				
4.	Prescribed CSR Expenditure (two per cent. Of the amount as in item 3 above)		Rs. 1,96,09,579/-				
5.	Details of CSR spent during the financial year.						
	a) Total amount to be spent for the financial year 2019-2020		Rs. 1,96,09,579/-				
	b) Amount unspent , if any;		Rs. 1,23,49,579.24/-				
c) Manner in which the amount spent during the financial year is detailed below							
S No	CSR project or activity identified	Sector in which the project is covered	Projects or programs 1) Local area or other 2) Specify the State and district where projects or program was undertaken	Amount outlay(budget) project or programs wise	Amount spent on the projects or program Sub heads: (1) Direct expenditure on projects or programs (2) overheads	Cumulative expenditure upto the reporting period	Amount spent: Direct or through implementing agency

CSR REPORT

1.	Educati on of Girls in Rural Areas	Educati on	Local	2,50,00,000/-	72,60,000/-	72,60,000/-	Implementing Agency (Sindhu Education Foundation) (Param Mitra Manav Nirman Sansthan)
6.	In case the company has failed to spend the two percent of the average net profit of the last three financial years or any part thereof, the company shall provide the reasons for not spending the amount in its Board Report.			The Company is in the process of finalizing the expenditure process for the same and has already started the process in the area of Girls Education in the rural areas through M/s Sindhu Education Foundation, A Trust incorporated under the Trust Act, 1882.			
7.	A responsibility statement of the CSR Committee that the implementation and monitoring of CSR policy, is in compliance with CSR objectives and Policy of the company.			The implementation and monitoring of the CSR Policy will be in compliance with CSR objectives and Policy of the Company.			

**By Order of the Board of Directors
For Sindhu Trade Links Limited**

**Satya Pal Sindhu
Managing Director**

**Usha Sindhu
Chairman CSR Committee**

FORM MR-3
SECRETARIAL AUDIT REPORT

FOR THE FINANCIAL YEAR ENDED 31.03.2020

[Pursuant to section 204(1) of the Companies Act, 2013 and rule No.9 of the Companies (Appointment and Remuneration of Managerial Personnel) Rules, 2014]

To,

The Members,
SINDHU TRADE LINKS LIMITED
(CIN: L63020DL1992PLC121695)
129, TRANSPORT CENTRE, ROHTAK ROAD,
PUNJABI BAGH, NEW DELHI 110035

I have conducted the secretarial audit of the compliance of applicable statutory provisions and the adherence to good corporate practices by **SINDHU TRADE LINKS LIMITED** (hereinafter called the company). Secretarial Audit was conducted in a manner that provided me/us a reasonable basis for evaluating the corporate conducts/statutory compliances and expressing my opinion thereon.

Based on our verification of the **SINDHU TRADE LINKS LIMITED** books, papers, minute books, forms and returns filed and other records maintained by the company and also the information provided by the Company, its officers, agents and authorized representatives during the conduct of secretarial audit, We hereby report that in our opinion, the company has, during the audit period covering the financial year ended on **31.03.2020** complied with the statutory provisions listed hereunder and also that the Company has proper Board-processes and compliance-mechanism in place to the extent, in the manner and subject to the reporting made hereinafter:

I have examined the books, papers, minute books, forms and returns filed and other records maintained by the Company for the financial year ended on **31.03.2020** according to the provisions of:

- i. The Companies Act, 2013(the Act) and the rules made there under;
- ii. The Securities Contracts (Regulation) Act, 1956 ('SCRA') and the rules made there under;
- iii. The Depositories Act, 1996 and the Regulations and Bye-laws framed there under;
- iv. Foreign Exchange Management Act,1999 and the rules and regulations made there under to the extent of Foreign Direct Investment, Overseas Direct Investment and External Commercial Borrowings; - **Not Covered in report**
- v. The following Regulations and Guidelines prescribed under the Securities and Exchange Board of India Act, 1992 ('SEBI Act'):-
 - a) The Securities and Exchange Board of India (Substantial Acquisition of Shares and Takeovers) Regulations, 2011;
 - b) The Securities and Exchange Board of India (Prohibition of Insider Trading) Regulations,1992;
 - c) The Securities and Exchange Board of India (Listing Obligations and Disclosure Requirements) Regulations, 2015. -

The Company failed to comply with the following clauses:

S.No.	Regulation	Deviation	Observations/Remarks
1.	Regulation 33(3) of SEBI (LODR), 2015, reporting of Annual results within 60 days of closure of Financial year	Consolidated financials for financial year 2018-19 were filed on 02.09.2019, as informed by the Management.	<i>Consolidated Financial Statements for Financial Year 2019-20 are not filed within the prescribed time, only Standalone Financial Statements were uploaded within 60 days of closure of Financial Year.</i>
2.	Regulation 33(3)(e) of SEBI (LODR), 2015,	The listed entity shall also submit the audited financial results in respect of the last quarter along with the results for the entire financial year with a note stating that the figures of last quarter are the balancing figures between audited figures in respect of the full financial year and the published year to date figures up to the third quarter of the current financial year.	<i>The note stating the figures of last quarter are the balancing figures between audited figures in respect of the full financial year and the published year to date figures up to the third quarter of the current financial year.</i>

- d) The Securities and Exchange Board of India (Employee Stock Option Scheme and Employee Stock Purchase Scheme) Guidelines, 1999;- **Not Applicable as the Company has not granted any Options to its employees during the financial year under review.**
- e) The Securities and Exchange Board of India (Issue and Listing of Debt Securities) Regulations, 2008;- **Not Applicable as the Company has not issued any debt securities during the financial year under review.**
- f) The Securities and Exchange Board of India (Registrars to an Issue and Share Transfer Agents) Regulations, 1993 regarding the Companies Act and dealing with client;
- g) The Securities and Exchange Board of India (Delisting of Equity Shares) Regulations, 2009;- **Not Applicable as the Company has not get delisted its equity shares from any stock exchange during the financial year under review.**
- h) The Securities and Exchange Board of India (Buyback of Securities) Regulations, 1998;- **Not Applicable as the Company has not bought back any of its securities during the financial year under review.**

We have also examined compliance with the applicable clauses of the following:

- (i) **Secretarial Standards issued by The Institute of Company Secretaries of India.**

S.No.	Clause No.	Deviation	Observations/Remarks
1.	SS-2, Clause No 17.2.1.2	Chairman name is not given on top in minutes of General Meeting	<i>Name of Chairman was not given on top in Minutes of General Meeting held on 30.09.2019, as attached with Form MGT-15</i>
2.	SS-2, Clause 17.5.2	Along with Chairman's signature date and place should also be mentioned	<i>Date and Place was not mentioned in the Minutes of General Meeting held on 30.09.2020, as attached with Form MGT-15.</i>

During the period under review the Company has complied with the provisions of the Act, Rules, Regulations, Guidelines, Standards, etc. mentioned above.

This report is to be read with our letter of even date which is annexed as 'Annexure -A-1' and form an integral part of this report.

We further report that

The Board of Directors of the Company is duly constituted with proper balance of Executive Directors, Non-Executive Directors and Independent Directors. The changes in the composition of the Board of Directors that took place during the period under review were carried out in compliance with the provisions of the Act.

Adequate notice is given to all directors to schedule the Board Meetings, agenda and detailed notes on agenda were sent at least seven days in advance, and a system exists for seeking and obtaining further information and clarifications on the agenda items before the meeting and for meaningful participation at the meeting.

Majority decision is carried through while the dissenting members' views are captured and recorded as part of the minutes.

We further report that there are adequate systems and processes in the company commensurate with the size and operations of the company to monitor and ensure compliance with applicable laws, rules, regulations and guidelines.

**FOR SVR & Co.
COMPANY SECRETARIES**

DATE: 04.12.2020

PLACE: NOIDA

**CS. SHIVAM RASTOGI
M.NO: A39199
CP. NO: 14600
UDIN:**

Note:

- i. This report is to be read with our letter of even date which is annexed as Annexure A and forms an integral part of this report

- ii. Due to restricted movement amid COVID-19 pandemic, we conducted the secretarial audit by examining the Secretarial Records including Minutes, Documents, Registers and other records etc., provided by way of electronic mode by the Company and could not be verified from the original records. The management has confirmed that the records submitted to us are true and correct.

- iii. This Report is limited to the Statutory Compliances on laws / regulations / guidelines listed in our report which have been complied by the Company up to the date of this Report pertaining to Financial Year 2019-20. We are not commenting on the Statutory Compliances whose due dates are extended by Regulators from time to time due to COVID-19 or still there is time line to comply with such compliances.

To,

The Members,
SINDHU TRADE LINKS LIMITED
(CIN: L63020DL1992PLC121695)
129, TRANSPORT CENTRE, ROHTAK ROAD,
PUNJABI BAGH, NEW DELHI 110035

My Secretarial Audit Report of even date is to be read along with this letter.

Management Responsibility

1. Maintenance of Secretarial records is the responsibility of the Management of the Company. Our responsibility is to express an opinion on these Secretarial records based on our audit.

Auditors Responsibility

2. I have followed the audit practices and processes as were appropriate to obtain reasonable assurance about the correctness of the contents of the Secretarial records. The verifications were done on test basis to ensure that correct facts are reflected in secretarial records. I believe that the processes and practices, I followed provide a reasonable basis for our opinion.
3. I have not verified the correctness and appropriateness of financial records and Books of Accounts of the company.
4. Where ever required, I have obtained the Management representation about the compliance of Laws, Rules and Regulations and happening of events etc.
5. The compliance of the Provisions of Corporate and other applicable Laws, Rules, Regulations, standards is the responsibility of the Management. My examination was limited to the verification of procedures on test basis.

Disclaimer

6. The Secretarial Audit Report is neither an assurance as to the future viability of the Company nor of the efficiency or effectiveness with which the Management has conducted the affairs of the Company.

DATE: 04.12.2020
PLACE: NOIDA

FOR SVR & Co.
COMPANY SECRETARIES

CS. SHIVAM RASTOGI
M.NO: A39199
CP. NO: 14600
UDIN:

Details of Ratio of Remuneration of Director [Section 197(12), r/w Rule 5 of Companies (Appointment and Remuneration of Managerial Personnel), Rules, 2014]

the ratio of the remuneration of each director to the median remuneration of the employees of the company for the financial year;	Name of the Director	Ratio to the median		
	Satya Pal Sindhu	50:1		
the percentage increase in remuneration of each director, Chief Financial Officer, Chief Executive Officer, Company Secretary or Manager, if any, in the financial year;	Name of Director/CS/CFO	% increase		
	Satya Pal Sindhu	0%		
	Suchi Gupta	10.00%		
	Vikas Singh Hooda	0%		
the percentage increase in the median remuneration of employees in the financial year;	15.72%			
the number of permanent employees on the rolls of Company;	2100(Approx)			
the explanation on the relationship between average increase in remuneration and company performance;	The decrease in PAT between financial year 2019 and 2020 is 45.61% and the average increase in total remuneration given to employees is 10.0%. The average increase in remuneration is based on performance, market data; the increase given by peer companies and other factors.			
comparison of the remuneration of the Key Managerial Personnel against the performance of the Company;	(in Lakhs)			
	Particulars	2019-20	2018-19	% inc.
	Remuneration of KMP	153.29	152.41	1.54%
	PAT of Company	5654.80	7010.93	(45.61)%
variations in the market capitalisation of the company, price earnings ratio as at the closing date of the current financial year and previous financial year and percentage increase over decrease in the market quotations of the shares of the company in comparison to the rate at which the company came out with the last public offer in case of listed companies, and in case of unlisted companies, the variations in the net worth of the company as at the close of the current financial year and previous financial year;	(in crores)			
	Particulars	2019	2018	
	Market Capitalization*	82.23	79.15	
	PE Ratio	4.30:1	6.36:1	
	*The variation in the market capitalisation is negligible.			
average percentile increase already made in the salaries of employees other than the managerial personnel in the last financial year and its comparison with the percentile increase in the managerial remuneration and justification thereof and point out if there are any exceptional circumstances for increase in the managerial remuneration;	The average % increase is 10.5% for all employees based on the fixed and variable components. The increase in the percentile of managerial personnel is 9.63% which is slightly less than other employees.			
the key parameters for any variable component of remuneration availed by the directors;	Not applicable.			
the ratio of the remuneration of the highest paid director to that of the employees who are not directors but receive remuneration in excess of the highest paid director during the year;	Not applicable.			
Affirmation that the remuneration is as per the remuneration policy of the company.	Yes; the remuneration is as per the remuneration policy of the company			
List of Top Ten Employees of the Company	List Attached			

S.No	Employee Name	Salary Per annum FY 19- 20
1	SATYAPAL SINDHU	12000000.00
2	ABHIMANYU SINDHU	5000000.00
3	HIMANSHU DWIVEDI	6121680.00
4	DHRUV KHOD	3398400.00
5	POONAM SAHARAN	2850000.00
6	VIVEK VERMA	2700000.00
7	VIKAS SINGH HOODA	2400000.00
8	NAFE SINGH	2198640.00
9	SURENDER SAHU	1500000.00
10	ALBERT VIKAS JOHNSON	1069864.00

Annexure D
(Rs. In Lakhs)

Particulars of loans, guarantees given and investments made during the year in accordance with Section 186

Name of Entity	Relation	Amount	Particulars of loans, guarantees given or investments made	Purpose for which the loans, guarantees and investments are proposed to be utilized
Param Mitra Resources Pte. Ltd	Related pursuant to section 2(76)(viii)A	101.85 Lakhs	Investment in Equity Shares	Business Purpose
Param Mitra Resources Pte. Ltd	Related pursuant to section 2(76)(viii)A	4218.64 Lakhs	Inter Corporate Deposit given	Business Purpose
Sindhu Realtors Limited	Related pursuant to Section 2(76)(v)	11.61 Lakhs	Inter Corporate Deposit given	Business Purpose
One Point Realty Private Limited	Related pursuant to Section 2(76)(iv)	87.28 Lakhs	Inter Corporate Deposit given	Business Purpose

FORM NO. AOC-2

(Pursuant to clause (h) of sub-section (3) of section 134 of the Act and Rule 8(2) of the Companies (Accounts) Rules, 2014)

Form for disclosure of particulars of contracts/arrangements entered into by the company with related parties referred to in sub-section (1) of section 188 of the Companies Act, 2013 including certain arms-length transactions under third proviso thereto

1. Details of contracts or arrangements or transactions not at arm's length basis: Nil

Name(s) of the related party and nature of relationship	Nature of contract s/arrangements/transactions	Duration of the contracts / arrangements/transactions	Salient terms of the contracts or arrangements or transactions including the value, if any	Justification for entering into such contracts or arrangements or transactions	date(s) of approval by the Board	Amount paid as advances, if any:	Date on which the special resolution was passed in general meeting as required under first proviso to section 188
NIL	NIL	NIL	NIL	NIL	NIL	NIL	NIL

2. Details of material contracts or arrangement or transactions at arm's length basis:

Name(s) of the related party and nature of relationship	Nature of contracts /arrangement /transactions	Duration of the contracts / arrangements/transactions	Salient terms of the contracts or arrangements or transactions including the value, if any:	Date(s) of approval by the Board, if any:	Amount paid as advances, if any:
Sindhu Farms Private Limited Related pursuant to section 2(76)(iv)	Rent received	1 year subject to renewal	Rent received amounting to Rs.8.50 Lakhs Tenure:1 year subject to renewal	Duly Approved by Audit Committee	NA
V.V. Transport Related pursuant to section 2(76)(iii)	Rent received	1 year subject to renewal	Rent received amounting to Rs. 1.18 Lakhs Tenure:1 year subject to renewal	Duly Approved by Audit Committee	NA
Indus Best Mega Food Park Private Limited Related pursuant to section 2(76)(iv)	Rent received	1 year subject to renewal	Rent received amounting to Rs. 2.40 Lakhs Tenure:1 year subject to renewal	Duly Approved by Audit Committee	NA
Hari Bhoomi Communications Private Limited Related pursuant to section 2(76)(viii)A	Rent received	1 year subject to renewal	Rent received amounting to 1.98 Lakhs Tenure:1 year subject to renewal	Duly Approved by Audit Committee	NA
ACB(India) Limited Related Pursuant to Section 2(76)(v)	Rent received	1 year subject to renewal	Rent Received amounting to Rs. 57.25 Lakhs Tenure:1 year subject to renewal	Duly Approved by Audit Committee	NA
Sainik Mining And Allied Services	Rent Received	1 year subject to renewal	Rent received amounting to 14.93	Duly Approved by Audit Committee	NA

Limited			Lakhs		
Related Pursuant to Section 2(76)(v)			Tenure:1 year subject to renewal		
Sindhu Farms Private Limited	Inter Corporate Deposit refunded	NA	Inter Corporate Deposit refunded amounting to Rs. 448.60 Lakhs	Duly Approved by Audit Committee	NA
Related pursuant to section 2(76)(iv)			Tenure:1 year subject to renewal Interest rate:10%		
Sindhu Farms Private Limited	Inter Corporate Deposit received	NA	Inter Corporate Deposit received amounting to Rs. 1408.60 Lakhs	Duly Approved by Audit Committee	NA
Related pursuant to section 2(76)(iv)			Tenure:1 year subject to renewal Interest rate:10%		
Sainik Mining & Allied Services Limited	Support Services to Mining Charges	1 year subject to renewal	Support Services to Mining Charges amounting to Rs. 5057.04 Lakhs	Duly Approved by Audit Committee	NA
Related pursuant to IND AS - 24					
S. S. Transport	Support Services to Mining Charges	1 year subject to renewal	Support Services to Mining Charges amounting to Rs. 5057.04 Lakhs	Duly Approved by Audit Committee	NA
Related pursuant to Section 2(76)(viii)(A)					
M. S & Sons	Support Services to Mining Charges	1 year subject to renewal	Support Services to Mining Charges amounting to Rs. 5057.04 Lakhs	Duly Approved by Audit Committee	NA
Related pursuant to section 2(76)(iii)					
ACB India Limited	Construction Receipts	1 year subject to renewal	Construction Receipts amounting to Rs. 232.46 Lakhs	Duly Approved by Audit Committee	NA
Related pursuant to IND AS - 24					
Sainik Mining and Allied Services Limited	Construction Receipts	1 year subject to renewal	Construction Receipts amounting to Rs. 9.79 Lakhs	Duly Approved by Audit Committee	NA
Related pursuant to IND AS - 24					
Indus Automotives Private Limited	Purchase of Spare parts	1 year subject to renewal	Purchase of spare parts amounting to Rs. 426.72 Lakhs	Duly Approved by Audit Committee	NA
Related pursuant to Section 2(76)(viii)(A)					
V V Transport	Purchase of Fuel	1 year subject to renewal	Purchase of Fuel amounting to Rs. 3137.46 Lakhs	Duly Approved by Audit Committee	NA
Related pursuant to Section 2(76)(viii)(A)					
S.S. Transport	Transportation Expense	1 year subject to renewal	Transportation Expense amounting to	Duly Approved by Audit Committee	NA

Related pursuant to Section 2(76)(viii)(A)			Rs. 930.00 Lakhs		
Rudra Sen Sindhu Related pursuant to section 2(76)(i)	Loan From Director received	1 year subject to renewal	Loan from Director received amounting to Rs. 964.00 Lakhs Tenure:1 year subject to renewal Interest rate:10%	Duly Approved by Audit Committee	NA
Vrit Pal Sindhu Related pursuant to section 2(76)(i)	Loan From Director received	1 year subject to renewal	Loan from Director received amounting to Rs. 326.00 Lakhs Tenure:1 year subject to renewal Interest rate:10%	Duly Approved by Audit Committee	NA
Vir Sen Sindhu Related pursuant to section 2(76)(i)	Loan From Director received	1 year subject to renewal	Loan from Director received amounting to Rs. 1715.00 Lakhs Tenure:1 year subject to renewal Interest rate:10%	Duly Approved by Audit Committee	NA
Satya Pal Sindhu Related pursuant to section 2(76)(i)	Loan From Director received	NA	Loan from Director received amounting to Rs. 3178.50 Lakhs Tenure:1 year subject to renewal Interest rate:10%	Duly Approved by Audit Committee	NA
Dev Suman Sindhu Related pursuant to section 2(76)(i)	Loan From Relatives of KMP received	NA	Loan from Director received amounting to Rs. 5.50 Lakhs Tenure:1 year subject to renewal Interest rate:10%	Duly Approved by Audit Committee	NA
Saurabh Sindhu Related pursuant to section 2(76)(i)	Loan From Relatives of KMP received	NA	Loan from Director received amounting to Rs. 20.00 Lakhs Tenure:1 year subject to renewal Interest rate:10%	Duly Approved by Audit Committee	NA
Satya Pal Sindhu Related pursuant to section 2(76)(i)	Unsecured Loan Refunded	NA	Unsecured Loan Refunded amounting to Rs. 3547.10 Lakhs Tenure:1 year subject to renewal Interest rate:10%	Duly Approved by Audit Committee	NA
Vir Sen Sindhu Related pursuant to	Unsecured Loan Refunded	NA	Unsecured Loan Refunded amounting to Rs. 1,706.78 Lakhs	Duly Approved by Audit Committee	NA

section 2(76)(i)			Tenure:1 year subject to renewal Interest rate:10%		
Vrit Pal Sindhu Related pursuant to section 2(76)(i)	Unsecured Loan Refunded	NA	Unsecured Loan refunded amounting to Rs. 752.78 Lakhs Tenure:1 year subject to renewal Interest rate:10%	Duly Approved by Audit Committee	NA
Rudra Sen Sindhu Related pursuant to section 2(76)(i)	Unsecured Loan Refunded	NA	Unsecured Loan Refunded amounting to Rs. 1250.58 Lakhs Tenure:1 year subject to renewal Interest rate:10%	Duly Approved by Audit Committee	NA
Satya Pal Sindhu Related pursuant to section 2(76)(ii)	Managerial Remuneration Paid	NA	Managerial Remuneration paid amounting to Rs. 120.00 Lakhs	Duly approved by shareholder	NA
Vikas Singh Hooda Related pursuant to section 2(76)(ii)	Salary Paid to CFO	NA	Salary Paid to CFO amounting to Rs.24.00 Lakhs	Duly Approved by Audit Committee	NA
Suchi Gupta Related pursuant to section 2(76)(ii)	Salary Paid to CS	NA	Salary Paid to CS amounting to Rs. 9.29 Lakhs	Duly Approved by Audit Committee	NA
Rudra Sen Sindhu Related pursuant to section 2(76)(i)	Transportation Expense	1 year subject to renewal	Transportation Expense paid amounting to Rs. 170.00 Lakhs	Duly Approved by Audit Committee	NA
Satya Pal Sindhu Related pursuant to section 2(76)(i)	Transportation Expense	NA	Transportation expense amounting to Rs. 273.00 Lakhs.	Duly Approved by Audit Committee	NA
Dev Sindhu Related pursuant to section 2(76)(i)	Transportation Expense	1 year subject to renewal	Transportation expense amounting to Rs. 375.00 Lakhs	Duly Approved by Audit Committee	NA
Abhimanyu Sindhu Related pursuant to section 2(76)(i)	Transportation Expense	1 year subject to renewal	Transportation expense amounting to Rs. 384.00 Lakhs	Duly Approved by Audit Committee	NA
Abhimanyu Sindhu-HUF Related pursuant to IND AS - 24	Transportation Expense	1 year subject to renewal	Transportation expense amounting to Rs. 520.00 Lakhs	Duly Approved by Audit Committee	NA
Anika Sindhu Related pursuant to section 2(76)(i)	Transportation Expense	1 year subject to renewal	Transportation expense amounting to Rs. 300.00 Lakhs	Duly Approved by Audit Committee	NA
Rudra Sen Sindhu-HUF	Transportation Expense	1 year subject to renewal	Transportation expense amounting to	Duly Approved by Audit Committee	NA

Related pursuant to IND AS - 24			Rs. 417.00 Lakhs		
Dev Sindhu-HUF Related pursuant to section 2(76)(i)	Transportation Expense	1 year subject to renewal	Transportation expense amounting to Rs. 366.00 Lakhs	Duly Approved by Audit Committee	NA
Satya Pal Sindhu- HUF Related pursuant to IND AS - 24	Transportation Expense	1 year subject to renewal	Transportation expense amounting to Rs. 400.00 Lakhs	Duly Approved by Audit Committee	NA
Mitter Sen Sindhu- HUF Related pursuant to IND AS - 24	Transportation Expense	1 year subject to renewal	Transportation expense amounting to Rs. 107.00 Lakhs	Duly Approved by Audit Committee	NA
Parmeshwari Devi Related pursuant to section 2(76)(i)	Transportation Expense	1 year subject to renewal	Transportation expense amounting to Rs. 48.00 Lakhs	Duly Approved by Audit Committee	NA
Rachna Sindhu Related pursuant to section 2(76)(i)	Transportation Expense	1 year subject to renewal	Transportation expense amounting to Rs. 501.00 Lakhs	Duly Approved by Audit Committee	NA
Samriti Sindhu Related pursuant to section 2(76)(i)	Transportation Expense	1 year subject to renewal	Transportation expense amounting to Rs. 278.00 Lakhs	Duly Approved by Audit Committee	NA
Saroj Sindhu Related pursuant to section 2(76)(i)	Transportation Expense	1 year subject to renewal	Transportation expense amounting to Rs. 314.00 Lakhs	Duly Approved by Audit Committee	NA
Sarvesh Sindhu Related pursuant to section 2(76)(i)	Transportation Expense	1 year subject to renewal	Transportation expense amounting to Rs. 71.00 Lakhs	Duly Approved by Audit Committee	NA
Ekta Sindhu Related pursuant to section 2(76)(i)	Transportation Expense	1 year subject to renewal	Transportation expense amounting to Rs. 339.00 Lakhs	Duly Approved by Audit Committee	NA
Shreya Sindhu Related pursuant to section 2(76)(i)	Transportation Expense	1 year subject to renewal	Transportation expense amounting to Rs. 298.00 Lakhs	Duly Approved by Audit Committee	NA
Satvik Sindhu Related pursuant to section 2(76)(i)	Transportation Expense	1 year subject to renewal	Transportation expense amounting to Rs. 72.00 Lakhs	Duly Approved by Audit Committee	NA
Sonal Sindhu Related pursuant to section 2(76)(i)	Transportation Expense	1 year subject to renewal	Transportation expense amounting to Rs. 257.00 Lakhs	Duly Approved by Audit Committee	NA
Shaurya Sindhu Related pursuant to section 2(76)(i)	Transportation Expense	1 year subject to renewal	Transportation expense amounting to Rs. 147.00 Lakhs	Duly Approved by Audit Committee	NA
Saurabh Sindhu Related pursuant to	Transportation Expense	1 year subject to renewal	Transportation expense amounting to Rs. 166.00 Lakhs	Duly Approved by Audit Committee	NA

section 2(76)(i)					
Saurabh Sindhu-HUF Related pursuant to IND AS - 24	Transportation Expense	1 year subject to renewal	Transportation expense amounting to Rs. 104.00 Lakhs	Duly Approved by Audit Committee	NA
Shashi Sindhu Related pursuant to section 2(76)(i)	Transportation Expense	1 year subject to renewal	Transportation expense amounting to Rs. 387.00 Lakhs	Duly Approved by Audit Committee	NA
Shahista Sindhu Related pursuant to section 2(76)(i)	Transportation Expense	1 year subject to renewal	Transportation expense amounting to Rs. 3.00 Lakhs	Duly Approved by Audit Committee	NA
Somvir Sindhu Related pursuant to section 2(76)(i)	Transportation Expense	1 year subject to renewal	Transportation expense amounting to Rs. 224.00 Lakhs	Duly Approved by Audit Committee	NA
Sumati Sindhu Related pursuant to section 2(76)(i)	Transportation Expense	1 year subject to renewal	Transportation expense amounting to Rs. 64.00 Lakhs	Duly Approved by Audit Committee	NA
Sumedha Sindhu Related pursuant to section 2(76)(i)	Transportation Expense	1 year subject to renewal	Transportation expense amounting to Rs. 226.00 Lakhs	Duly Approved by Audit Committee	NA
Sweta Sindhu Related pursuant to section 2(76)(i)	Transportation Expense	1 year subject to renewal	Transportation expense amounting to Rs. 292.00 Lakhs	Duly Approved by Audit Committee	NA
Surbhi Sindhu Related pursuant to section 2(76)(i)	Transportation Expense	1 year subject to renewal	Transportation expense amounting to Rs. 50.00 Lakhs	Duly Approved by Audit Committee	NA
Usha Sindhu Related pursuant to section 2(76)(i)	Transportation Expense	1 year subject to renewal	Transportation expense amounting to Rs. 375.00 Lakhs	Duly Approved by Audit Committee	NA
M S & Sons Related pursuant to section 2(76)(iii)	Transportation Expense	1 year subject to renewal	Transportation expense amounting to Rs. 3099.00 Lakhs	Duly Approved by Audit Committee	NA
Vir Sen Sindhu-HUF Related pursuant to IND AS - 24	Transportation Expense	1 year subject to renewal	Transportation expense amounting to Rs. 458.00 Lakhs	Duly Approved by Audit Committee	NA
Vir Sen Sindhu Related pursuant to section 2(76)(i)	Transportation Expense	1 year subject to renewal	Transportation expense amounting to Rs. 141.00 Lakhs	Duly Approved by Audit Committee	NA
Vrit Pal Sindhu Related pursuant to section 2(76)(i)	Transportation Expense	1 year subject to renewal	Transportation expense amounting to Rs. 272.00 Lakhs	Duly Approved by Audit Committee	NA
Vrit Pal Sindhu-HUF Related pursuant to IND AS - 24	Transportation Expense	1 year subject to renewal	Transportation expense amounting to Rs. 573.00 Lakhs	Duly Approved by Audit Committee	NA
Sainik Mining & Allied Services	Transportation Expense	1 year subject to renewal	Transportation Charges amounting to	Duly Approved by Audit Committee	NA

Limited Related Pursuant to Section 2(76)(v)			Rs. 288.06 Lakhs		
Param Mitra Investments Limited Related Pursuant to Section 2(76)(v)	Transportation Expense	1 year subject to renewal	Transportation Charges amounting to Rs. 93.00 Lakhs	Duly Approved by Audit Committee	NA
Paramitra Holdings Limited Related Pursuant to Section 2(76)(v)	Transportation Expense	1 year subject to renewal	Transportation Charges amounting to Rs. 90.00 Lakhs	Duly Approved by Audit Committee	NA
Sainik Mining And Allied Services Limited Related Pursuant to Section 2(76)(v)	Loading Charges	1 year subject to renewal	Loading Charges amounting to Rs. 5.78 Lakhs Tenure:1 year subject to renewal	Duly Approved by Audit Committee	NA
Delhi Public School - Durg Related pursuant to IND AS - 24	Rent Received	NA	Rent received amounting to 4.16 Lakhs Tenure:1 year subject to renewal	Duly Approved by Audit Committee	NA
Param Mitra Resources Pte. Ltd Related pursuant to IND AS - 24	Interest on Inter Corporate deposits received	NA	Interest on Inter Corporate Deposit received amounting to Rs. 1900.87 Lakhs Tenure:1 year subject to renewal Interest rate:10%	Duly Approved by Audit Committee	NA
Hari Bhoomi Communications Private Limited Related pursuant to section 2(76)(viii)A	Advertisement Expenses	1 year subject to renewal	Advertise Expenses paid amounting to 1.70 Lakhs Tenure:1 year subject to renewal	Duly Approved by Audit Committee	NA
Sudha Bio Power Private Limited Related pursuant to section 2(76)(viii)A	Loading receipts	1 year subject to renewal	Loading Receipts amounting to Rs. 13.35 Lakhs Tenure:1 year subject to renewal	Duly Approved by Audit Committee	NA
ACB(India) Limited Related Pursuant to Section 2(76)(v)	Loading Receipts	1 year subject to renewal	Loading Receipts amounting to Rs. 5739.49 Lakhs Tenure:1 year subject to renewal	Duly Approved by Audit Committee	NA
ACB(India) Limited Related Pursuant to Section 2(76)(v)	Transportation Receipts	1 year subject to renewal	Transportation Receipts amounting to Rs. 26187.16 Lakhs Tenure:1 year subject to renewal	Duly Approved by Audit Committee	NA
ACB(India) Limited	Water Sprinkler	1 year subject to	Water Sprinkler	Duly Approved by	NA

Related Pursuant to Section 2(76)(v)	Receipts	renewal	Receipts amounting to Rs. 660.00 Lakhs Tenure:1 year subject to renewal	Audit Committee	
Sainik Mining And Allied Services Limited Related Pursuant to Section 2(76)(v)	Loading Receipts	1 year subject to renewal	Loading Receipts amounting to Rs. 878.69 Lakhs Tenure:1 year subject to renewal	Duly Approved by Audit Committee	NA
M.S. & Sons Related Pursuant to Section 2(76)(iii)	Loading Receipts	1 year subject to renewal	Loading Receipts amounting to Rs. 295.16 Lakhs Tenure:1 year subject to renewal	Duly Approved by Audit Committee	NA
Sainik Mining And Allied Services Limited Related Pursuant to Section 2(76)(v)	Transportation Receipts	1 year subject to renewal	Transportation Receipts amounting to Rs. 629.97 Lakhs Tenure:1 year subject to renewal	Duly Approved by Audit Committee	NA
M.S. & Sons Related Pursuant to Section 2(76)(iii)	Transportation Receipts	1 year subject to renewal	Transportation Receipts amounting to Rs. 587.56 Lakhs Tenure:1 year subject to renewal	Duly Approved by Audit Committee	NA
ACB (India) Limited Related Pursuant to Section 2(76)(V)	Grading Receipts	1 year subject to renewal	Transportation Receipts amounting to Rs. 25.20 Lakhs Tenure:1 year subject to renewal	Duly Approved by Audit Committee	NA
Sainik Mining And Allied Services Limited Related Pursuant to Section 2(76)(v)	Sale Of Diesel	1 year subject to renewal	Sale of Diesel amounting to Rs. 3602.68 Lakhs Tenure:1 year subject to renewal	Duly Approved by Audit Committee	NA
S.S. Transport Related Pursuant to Section 2(76)(v)	Sale Of Diesel	1 year subject to renewal	Sale of Diesel amounting to Rs. 87.91 Lakhs Tenure:1 year subject to renewal	Duly Approved by Audit Committee	NA
M.S. & Sons Related Pursuant to Section 2(76)(iii)	Sale Of Diesel	1 year subject to renewal	Sale of Diesel amounting to Rs. 151.54 Lakhs Tenure:1 year subject to renewal	Duly Approved by Audit Committee	NA
ACB(India) Limited Related Pursuant to Section 2(76)(v)	Rent Paid	1 year subject to renewal	Rent Paid amounting to Rs. 7.74 Lakhs Tenure:1 year subject to renewal	Duly Approved by Audit Committee	NA
Rudra Sen Sindhu Related Pursuant to	Rent Paid	1 year subject to renewal	Rent Paid amounting to Rs. 1.20 Lakhs	Duly Approved by Audit Committee	NA

Section 2(76)(i)			Tenure:1 year subject to renewal		
Vrit Pal Sindhu Related Pursuant to Section 2(76)(i)	Rent Paid	1 year subject to renewal	Rent Paid amounting to Rs. 1.20 Lakhs Tenure:1 year subject to renewal	Duly Approved by Audit Committee	NA
Abhimanyu Sindhu Related Pursuant to Section 2(76)(i)	Rent Paid	1 year subject to renewal	Rent Paid amounting to Rs. 1.20 Lakhs Tenure:1 year subject to renewal	Duly Approved by Audit Committee	NA
Dev Suman Sindhu Related Pursuant to Section 2(76)(i)	Rent Paid	1 year subject to renewal	Rent Paid amounting to Rs. 1.20 Lakhs Tenure:1 year subject to renewal	Duly Approved by Audit Committee	NA
Param Mitra Resources Pte. Ltd. Related pursuant to section 2(76)(viii)A	Investment in Equity Share	NA	Investment in Equity Shares amounting to Rs. 101.85 Lakhs		NA
Rudra Sen Sindhu Related pursuant to section 2(76)(i)	Interest Paid	NA	Interest Paid on unsecured loan amounting to Rs. 56.53 Lakhs Tenure:1 year subject to renewal Interest rate:10%	Duly Approved by Audit Committee	NA
Satya Pal Sindhu Related pursuant to section 2(76)(i)	Interest Paid	NA	Interest Paid on unsecured loan amounting to Rs. 273.22 Tenure:1 year subject to renewal Interest rate:10%	Duly Approved by Audit Committee	NA
Vir Sen Sindhu Related pursuant to section 2(76)(i)	Interest Paid	NA	Interest Paid on unsecured loan amounting to Rs. 343.28 Lakhs Tenure:1 year subject to renewal Interest rate:10%	Duly Approved by Audit Committee	NA
Vrit Pal Sindhu Related pursuant to section 2(76)(i)	Interest Paid	NA	Interest Paid on unsecured loan amounting to Rs. 82.71 Lakhs Tenure:1 year subject to renewal Interest rate:10%	Duly Approved by Audit Committee	NA
Sindhu Farms Private Limited Related pursuant to	Interest on Inter Corporate Deposit Paid	NA	Interest on Inter Corporate Deposit Paid amounting to Rs. 4.14 Lakhs	Duly Approved by Audit Committee	NA

section 2(76)(iv)			Tenure:1 year subject to renewal Interest rate:10%		
Indus Infra Built Private Limited Related pursuant to section 2(76)(iv)	Interest on Inter Corporate Deposit Paid	NA	Interest on Inter Corporate Deposit Paid amounting to Rs. 0.90 Lakhs Tenure:1 year subject to renewal Interest rate:10%	Duly Approved by Audit Committee	NA
Rudra Sen Sindhu Related pursuant to section 2(76)(i)	Sale of Shares	NA	Sale of Shares amounting to Rs. 40.93 Lakhs	Duly Approved by Audit Committee	NA
Sainik Mining & Allied Services Limited Related pursuant to IND AS - 24	Support Services to Mining Income	1 year subject to renewal	Support Services to Mining Income amounting to Rs. 2706.86 Lakhs	Duly Approved by Audit Committee	NA
SS Mining JV Related pursuant to IND AS - 24	Support Services to Mining Income	1 year subject to renewal	Support Services to Mining Income amounting to Rs. 3345.84 Lakhs	Duly Approved by Audit Committee	NA
Indus Portfolio Private Limited Related pursuant to IND AS - 24	Dividend Income	N.A	Dividend Income received amounting to Rs. 1.46 Lakhs	Duly Approved by Audit Committee	NA
M S & Sons Related pursuant to section 2(76)(iii)	Sale of Spares	1 year subject to renewal	Sale of Spares amounting to Rs. 360.67 Lakhs	Duly Approved by Audit Committee	NA
Indus Automotives Private Limited Related pursuant to Section 2(76)(viii)(A)	Sale of Spares	1 year subject to renewal	Sale of Spares amounting to Rs. 25.24 Lakhs	Duly Approved by Audit Committee	NA
Sainik Mining Allied Services Private Limited Related pursuant to section 2(76)(v)	Sale of Spares	1 year subject to renewal	Sale of Spares amounting to Rs. 52.25 Lakhs	Duly Approved by Audit Committee	NA
V. V. Transport Related pursuant to section 2(76)(iii)	Sale of Spares	1 year subject to renewal	Sale of Spares amounting to Rs. 26.55 Lakhs	Duly Approved by Audit Committee	NA
S. S. Transport Related pursuant to section 2(76)(iii)	Sale of Spares	1 year subject to renewal	Sale of Spares amounting to Rs. 223.86 Lakhs	Duly Approved by Audit Committee	NA
ACB India Limited Related pursuant to	Sale of Spares	1 year subject to renewal	Sale of Spares amounting to Rs. 1053.95 Lakhs	Duly Approved by Audit Committee	NA

section 2(76)(v)					
Indus Public School Related pursuant to IND AS - 24	Sale of Spares	1 year subject to renewal	Sale of Spares amounting to Rs. 0.26 Lakhs	Duly Approved by Audit Committee	NA
Sudha Bio Power Private Limited Related pursuant to Section 2(76)(viii)(A)	Sale of Spares	1 year subject to renewal	Sale of Spares amounting to Rs. 1.07 Lakhs	Duly Approved by Audit Committee	NA

**By Order of the Board of Directors
For Sindhu Trade Links Limited**

Place: New Delhi
Dated: 04th December, 2020

(Satya Pal Sindhu)
Managing Director
Din no.-00218355

(Rudra Sen Sindhu)
Director
Din No.-00006999

Annexure-F

FORM NO. MGT 9

EXTRACT OF ANNUAL RETURN

as on financial year ended on 31.03.2020

Pursuant to Section 92 (3) of the Companies Act, 2013 and rule 12(1) of the Company (Management & Administration) Rules, 2014.

I REGISTRATION & OTHER DETAILS:

i	CIN	L63020DL1992PLC121695
ii	Registration Date	22/07/1992
iii	Name of the Company	SINDHU TRADE LINKS LIMITED
iv	Category/Sub-category of the Company	Company limited by shares/Indian Non Government Company
v	Address of the Registered office & contact details	129, Transport Centre, Rohtak Road, Punjabi Bagh, New Delhi-110035 Telephone:01147634400 email:corporatecompliance@sindhutrade.com
vi	Whether listed company(Yes/No)	Yes
vii	Name , Address & contact details of the Registrar & Transfer Agent, if any.	INDUS PORTFOLIO PRIVATE LIMITED G-65, Bali Nagar, New Delhi-110015 Contact No-47671200, 47671214

II PRINCIPAL BUSINESS ACTIVITIES OF THE COMPANY

All the business activities contributing 10% or more of the total turnover of the company shall be stated

Sl No	Name & Description of main products/services	NIC Code of the Product /service	% to total turnover of the company
1	FINANCIAL AND RELATED SERVICES	9971	3.79
2	FREIGHT TRANSPORT SERVICES	9965	51.06
3	RETAIL TRADE SERVICES	9962	12.01
4	CONSTRUCTION SERVICES	9953	0.37
5	SUPPORTING TRANSPORT SERVICE	9967	32.78

III PARTICULARS OF HOLDING , SUBSIDIARY & ASSOCIATE COMPANIES

Sl No	Name & Address of the Company	CIN/GLN	HOLDING/ SUBSIDIARY/ ASSOCIATE	% OF SHARES HELD	APPLICABLE SECTION
1	Hari Bhoomi Communication Pvt Ltd Add:129, Transport Centre, Rohtak Road, Punjabi Bagh, New Delhi - 110035	U64204DL2007PTC163105	Subsidiary	84.68	2(87)(ii)
2	Indus Automotives Pvt Ltd Add:16A, Third Floor, Najafgarh Road, Shivaji Marg, Moti Nagar, New Delhi-110015	U34100DL2010PTC205265	Subsidiary	98.10	2(87)(ii)
3	Sudha Bio Power Pvt Ltd Add:16A, Third Floor, Najafgarh Road, Shivaji Marg, Moti Nagar, New Delhi-110015	U40100DL2011PTC291622	Subsidiary	100	2(87)(ii)
4	Legend Travels Private Limited Add: 129, Transport Centre, Rohtak Road, Punjabi Bagh, New Delhi - 110035	U74300DL1997PTC090325	Subsidiary of Subsidiary	NA	2(87)(ii)
5	Param Mitra Resources Pte. Ltd Add:1, Philip Street,# 11-01, Royal One Philip, Singapore-048692	NA	Subsidiary	96.16	2(87)(ii)
6	Param Mitra Coal Resources Pte. Limited Add:1, Philip Street,# 11-01, Royal One Philip, Singapore-048692	NA	Subsidiary of Subsidiary	NA	2(87)(ii)
7	Param Mitra Power Pte. Limited 1, Philip Street, #11-01, Royal One Philip, Singapore 048692	NA	Subsidiary of Subsidiary	NA	2(87)(ii)
8	Ocenia Resources PTY Ltd C/o DW CORPORATE PIY LTD, G , 20 Kings Park Road, WEST PERTH WA 6005	NA	Subsidiary of Subsidiary	NA	2(87)(ii)
9	Sukarma Coal Resources Pte. Limited 1, Philip Street, #11-01, Royal One Philip, Singapore 048692	NA	Subsidiary of Subsidiary	NA	2(87)(ii)
10	Unity Holding Business Singapore Pte. Limited Add:1, Philip Street,# 11-01, Royal One Philip, Singapore-048692	NA	Subsidiary of Subsidiary	NA	2(87)(ii)

11	Param Mitra Coal Resources One Pte. Limited Add:1, Philip Street,# 11-01, Royal One Philip, Singapore-048692	NA	Subsidiary of Subsidiary	NA	2(87)(ii)
12	Param Mitra Coal Resources Two Pte. Limited Add:1, Philip Street,# 11-01, Royal One Philip, Singapore-048692	NA	Subsidiary of Subsidiary	NA	2(87)(ii)
13	Dragon Power Investment Limited 1101A-4, 11/F, China Evergrande Centre, 38, Gloucester Road, Hong Kong	NA	Subsidiary of Subsidiary	NA	2(87)(ii)
14	Pt Param Mitra Coal Resources Add:The East Tower, Suite 1705, 17th floor Jl. DR. Ide Anak Agung Gde Agung Kav. E3.2 No. 1, Kuningan Timur, Jakarta.	NA	Subsidiary of Subsidiary	NA	2(87)(ii)
15	Pt Rencana Mulia Baratama Add:The East Tower, Suite 1705, 17th floor Jl. DR. Ide Anak Agung Gde Agung Kav. E3.2 No.1, Kuningan Timur, Jakarta.	NA	Subsidiary of Subsidiary	NA	2(87)(ii)
16	Pt Param Mitra Coal Movers Add:The East Tower, Suite 1705, 17th Floor, Jl. DR. Ide Anak Agung Gde Agung Kav. E.3.2 No. 1, Kuningan Timur, Jakarta.	NA	Subsidiary of Subsidiary	NA	2(87)(ii)
17	Pt Krida Makmur Bersama Add:17th Floor Jl. DR. Ide Anak Agung Gde Agung Kav. E3.2 No.1, Kuningan Timur, Jakarta.	NA	Subsidiary of Subsidiary	NA	2(87)(ii)
18	Pt Brilian Alam Sejahtera Add:17th floor, Jl. Lingkar Mega Kuningan Kav. E 3.2 No. 1, Kuningan, Jakarta Selatan 12950.	NA	Subsidiary of Subsidiary	NA	2(87)(ii)
19	Pt. Global Bumi Lumbang Add: The East Tower, Suite 1705, 17th Floor, Jl DR Ide Anak Agung Gde Agung Kav E3.2 No.1, Jakarta 12950	NA	Subsidiary of Subsidiary	NA	2(87)(ii)
20	Pt. Jaya Jasamandiri Add: The East Tower, Suite 1705, 17th Floor, Jl DR Ide Anak Agung Gde Agung Kav E3.2 No.1, Jakarta 12950	NA	Subsidiary of Subsidiary	NA	2(87)(ii)
21	Pt. Indo Bara Pratama Add: Jl. Danau Uwis RT 28, Kel Loa Ipuh, Kel., Kec., Kab. Kutai Kartanegara, Kalimantan Timur	NA	Subsidiary of Subsidiary	NA	2(87)(ii)
22	Param Mitra Investments Limited Add: 16A, Third Floor, Najafgarh Road, Shivaji Marg, Moti Nagar, New Delhi-110015	U67190DL2013PLC251048	Associate	45.59	2(6)
23	Tandem Commercial Pvt Ltd Add: Office No. 1, Room No. 22, 4th Floor, 2, Hanspukurlane, Kolkata, West Bengal- 700007	U55109WB1994PTC064530	Associate	50.00	2(6)
24	Indus Best Mega Food Parks Pvt ltd Add:16A, Third Floor, Najafgarh Road, Shivaji Marg, Moti Nagar, New Delhi-110015	U74140DL2012PTC243741	Associate	42.06	2(6)
25	Shyam Indus Power Solutions Private Limited Add:16A, Second Floor, Najafgarh Road, Shivaji Marg, Moti Nagar, New Delhi-110015	U40300DL2004PTC127124	Associate	49.22	2(6)

Category of Shareholders	No. of Shares held at the beginning of the year				No. of Shares held at the end of the year				% change during the year	
	Demat	Physical	Total	% of Total Shares	Demat	Physical	Total	% of Total Shares	Number of Shares	Percentage
A. Promoters										
(1) Indian										
a) Individual/HUF	30857196	-	30857196	60.036	30857196	-	30857196	60.036	0	0.00
b) Central Govt.or State Govt.	-	-	-	-	-	-	-	-	-	-
c) Bodies Corporates	7675000	-	76,75,000	14.933	7675000	-	76,75,000	14.933	0	0.00
d) Bank/FI	-	-	-	-	-	-	-	-	-	-
e) Any other	-	-	-	-	-	-	-	-	-	-
SUB TOTAL:(A) (1)	38532196		38532196	74.969	38532196		38532196	74.969	0	0.00
(2) Foreign										
a) NRI- Individuals	-	-	-	-	-	-	-	-	-	-
b) Other Individuals	-	-	-	-	-	-	-	-	-	-
c) Bodies Corp.	-	-	-	-	-	-	-	-	-	-
d) Banks/FI	-	-	-	-	-	-	-	-	-	-
e) Any other...	-	-	-	-	-	-	-	-	-	-
SUB TOTAL (A) (2)	0	0	0	0	0	0	0	0	0	0
Total Shareholding of Promoter (A)= (A)(1)+(A)(2)	38532196		38532196	74.96882444	38532196		38532196	74.969	0	0.00
B. PUBLIC SHAREHOLDING										
(1) Institutions										
a) Mutual Funds	-	-	-	-	-	-	-	-	-	-
b) Banks/FI	-	-	-	-	-	-	-	-	-	-
c) Cenntal govt	-	-	-	-	-	-	-	-	-	-
d) State Govt.	-	-	-	-	-	-	-	-	-	-
e) Venture Capital Fund	-	-	-	-	-	-	-	-	-	-
f) Insurance Companies	-	-	-	-	-	-	-	-	-	-
g) FIIS	-	-	-	-	-	-	-	-	-	-
h) Foreign Venture Capital Funds	-	-	-	-	-	-	-	-	-	-
i) Others (specify)	-	-	-	-	-	-	-	-	-	-
SUB TOTAL (B)(1):	0	0	0	0	0	0	0	0	0	0
(2) Non Institutions										
a) Bodies corporates	12473	5863740	5876213	11.433	1	5863740	5863741	11.409	-12472	-0.024
i) Indian	-	-	-	-	-	-	-	-	-	-
ii) Overseas	-	-	-	-	-	-	-	-	-	-
b) Individuals										
i) Individual shareholders holding nominal share capital upto Rs.1 lakhs	39175	4,88,412	527587	1.026	53407	4,83,452	5,36,859	1.045	9272	0.018
ii) Individuals shareholders holding nominal share capital in excess of Rs. 1 lakhs	144500	6320330	6464830	12.578	144500	6320330	6464830	12.578	0	0.000
c) Others (specify)	-	-	-	-	-	-	-	-	-	-
Clearing House	0		0	0.000		0	0	0	0	0
SUB TOTAL (B)(2):	183675	1,26,72,482	12868630	25.037	197907	1,26,67,522	1,28,65,430	25.031	-3,200	0
Total Public Shareholding (B)= (B)(1)+(B)(2)	183675	1,26,72,482	12868630	25.037	197907	1,26,67,522	1,28,65,430	25.031	-3,200	0
C. Shares held by Custodian for GDRs & ADRs	0	0	0	0	0	0	0	0	0	0
Grand Total (A+B+C)	3,87,15,871	1,26,72,482	5,14,00,826	100	3,87,30,103	1,26,67,522	5,13,97,626	100	0	0

(ii) SHARE HOLDING OF PROMOTERS

Sl No.	Shareholders Name	Shareholding at the beginning of the year			Shareholding at the end of the year			% change in share holding during the
		NO of shares	% of total shares of the company	% of shares pledged encumbered to	NO of shares	% of total shares of the company	% of shares pledged encumbered to	
1	ABHIMANYU SINDHU	2725800	5.30		2725800	5.30	-	-
2	ABHIMANYU SINDHU (HUF)	1018130	1.98		1018130	1.98	-	-
3	ANIKTA SINDHU	540600	1.05		540600	1.05	-	-
4	DEV SUMAN SINDHU (HUF)	653360	1.27		653360	1.27	-	-
5	DEV SUMAN SINDHU	2908840	5.66		2908840	5.66	-	-
6	EKTA SINDHU	1080460	2.10		1080460	2.10	-	-
7	KULBIR SINGH	108000	0.21		108000	0.21	-	-
8	MITTER SEN SINDHU (HUF)	170700	0.33		170700	0.33	-	-
9	PARMESHWARI DEVI	573300	1.12		573300	1.12	-	-
10	R S SINDHU	1933186	3.76		1933186	3.76	-	-
11	RUDRA SEN SINDHU	997114	1.94		997114	1.94	-	-
12	RUDRA SEN SINDHU HUF	735000	1.43		735000	1.43	-	-
13	RACHNA SINDHU	1063820	2.07		1063820	2.07	-	-
14	RAJBIR SINGH	22500	0.04		22500	0.04	-	-
15	SAROJ SINDHU	312960	0.61		312960	0.61	-	-
16	SARVESH SINDHU	630900	1.23		630900	1.23	-	-
17	SATYA PAL SINDHU HUF	228900	0.45		228900	0.45	-	-
18	SATYA PAL	3366780	6.55		3366780	6.55	-	-
19	SAURABHI SINDHU	177300	0.34		177300	0.34	-	-
20	SAHISTA SINDHU	472800	0.92		472800	0.92	-	-
21	SHASHI SINDHU	529320	1.03		529320	1.03	-	-
22	SHREYA SINDHU	11100	0.02		11100	0.02	-	-
23	SWETA SINDHU	113700	0.22		113700	0.22	-	-
24	SINDHU FARMS P LTD.	75000	0.15		75000	0.15	-	-
25	SMRITI SINDHU	175400	0.34		175400	0.34	-	-
26	SOMVIR SINDHU	414000	0.81		414000	0.81	-	-
27	SRIJANA SINDHU	9600	0.02		9600	0.02	-	-
28	SUMATI SINDHU	408300	0.79		408300	0.79	-	-
29	SURABHI SINDHU	552600	1.08		552600	1.08	-	-
30	USHA SINDHU	684150	1.33		684150	1.33	-	-
31	VIR SEN SINDHU HUF	569460	1.11		569460	1.11	-	-
32	VIR SEN SINDHU	3603250	7.01		3603250	7.01	-	-
33	VRIT PAL SINDHU HUF	354890	0.69		354890	0.69	-	-
34	VRIT PAL SINDHU	3710976	7.22		3710976	7.22	-	-
35	PARAMITRA HOLDINGS P LTD.	7600000	14.79		7600000	14.79	-	-
	Total	38532196	74.97		38532196	74.97		

(iii) CHANGE IN PROMOTERS' SHAREHOLDING (SPECIFY IF THERE IS NO CHANGE)

Sl. No.		Share holding at		Cumulative Share holding during the	
		No. of Shares	% of total shares of the company	No of shares	% of total shares of the company
	At the beginning of the year	3,85,32,196	74.97	3,85,32,196	0.00
	Allotment	0	0.00	0	0
	At the end of the year	3,85,32,196	74.97	3,85,32,196	0.00

(iv) Shareholding Pattern of top ten Shareholders (other than Directors, Promoters & Holders of GDRs & ADRs)

Sl. No	For Each of the Top 10 Shareholders	Shareholding at the BEGINING of the year		Date wise increase/decrease in Share holding during the year specifying the reasons for			Cumulative Shareholding during the year	
		No.of shares	% of total shares of the company	reason	date	No of shares	No of shares	% of total shares of the company
1	MANAK VANIJAYA PVT LTD	1804900	3.51	-	-	1804900	1804900	3.51
2	MEGHDOOT VANIJYA PRIVATE LIMITED	1776360	3.46	-	-	1776360	1776360	3.46
3	FINE GROW BUILDCON PRIVATE LIMITED	1154700	2.25	-	-	1154700	1154700	2.25
4	GOOD WORTH INFRACON PRIVATE LIMITED	1125000	2.19	-	-	1125000	1125000	2.19
5	VAISHALI	250000	0.49	-	-	250000	250000	0.49
6	Angoori Devi	238900	0.46	-	-	238900	238900	0.46
7	Sanjay Singh	234260	0.46	-	-	234260	234260	0.46
8	MANJU DHAKA	228280	0.44	-	-	228280	228280	0.44
9	SHIKSHA DHAKA	225310	0.44	-	-	225310	225310	0.44
10	PREETI MALIK	225100	0.44	-	-	225100	225100	0.438

(v) Shareholding of Directors & KMP

Sl. No	For Each of the Directors & KMP	Shareholding at the		Cumulative Shareholding	
		No.of shares	% of total shares of the company	No of shares	% of total shares of the company
	At the beginning of the year	13611306	26.48	13611306	26.48
	Date wise increase/decrease in Promoters Share holding during the year specifying the reasons for increase/decrease (e.g. allotment/transfer/bonus/sweat equity etc)	0	0.00	0	0.00
	At the end of the year	13611306	26.48	13611306	26.48

V INDEBTEDNESS

Rs. In Lakhs

Indebtedness of the Company including interest outstanding/accrued but not due for payment				
	Secured Loans excluding deposits	Unsecured Loans	Deposits	Total Indebtedness
Indebtness at the beginning of the financial year				
i) Principal Amount	29988.33	7352.71	-	37341.04
ii) Interest due but not paid	-	-	-	-
iii) Interest accrued but not due	-	-	-	-
Total (i+ii+iii)	29988.33	7352.71	-	37341.04
Change in Indebtedness during the financial year				
Additions	252.01	741.79	-	993.8
Reduction	8896.33	393.56	-	9289.89
Net Change	-8644.32	348.23	-	-8296.09
Indebtedness at the end of the financial year				
i) Principal Amount	21344.01	7700.9	-	29044.95
ii) Interest due but not paid	-	-	-	-
iii) Interest accrued but not due	-	-	-	-
Total (i+ii+iii)	21344.01	7700.94	-	29044.95

0

VI REMUNERATION OF DIRECTORS AND KEY MANAGERIAL PERSONNEL

A. Remuneration to Managing Director, Whole time director and/or Manager:

Sl.No	Particulars of Remuneration	Name of the MD/WTD/Manager	Total Amount
1	Gross salary	Satya Pal Sindhu	
	(a) Salary as per provisions contained in section 17(1) of the Income Tax, 1961.	12000000	12000000
	(b) Value of perquisites u/s 17(2) of the Income tax Act, 1961	NIL	NIL
	(c) Profits in lieu of salary under section 17(3) of the Income Tax Act, 1961	NIL	NIL
2	Stock option	NIL	NIL
3	Sweat Equity	NIL	NIL
4	Commission	NIL	NIL
	as % of profit	NIL	NIL
	others (specify)	NIL	NIL
5	Others, please specify	NIL	NIL
	Total (A)	12000000	12000000
	Ceiling as per the Act	10% of net profit	10% of net profit

B. Remuneration to other directors:

Sl.No	Particulars of Remuneration		Name of the Directors				Total Amount	
			Samay Ram	Ram Niwas Hooda	Promila Bhardwaj			
1	Independent Directors	Kuldip Singh Sindhu						
	(a) Fee for attending board / committee meetings	165000	75000	165000	75000		480000	
	(b) Commission	0	0	0	0			
	(c) Others, please specify	0	0	0	0			
	Total (1)	165000	75000	165000	75000		480000	
2	Other Non Executive Director	Rudra Sen Sindhu						
	(a) Fee for attending board committee meetings	0	0	0	0			
	(b) Commission	0	0	0	0			
	(c) Others, please specify.	0	0	0	0			
	Total (2)	0	0	0	0		0	
	Total (B)=(1+2)	165000	75000	165000	75000		480000	
	Total Managerial Remuneration		NIL	NIL	NIL		NIL	
	Overall Ceiling as per the A	1 % of net pro	1 % of net profit	1 % of net pro	1 % of net pro	1 % of net profit		

C. REMUNERATION TO KEY MANAGERIAL PERSONNEL OTHER THAN MD/MANAGER/WTD

Sl. No.	Particulars of Remuneration			Key Managerial Personnel				Total
				CEO	Company Secretary	CFO		
1	Gross Salary			NA	Suchi Gupta	Vikas Singh Hooda		
	(a) Salary as per provisions contained in section 17(1) of the Income Tax Act, 1961.				928800	2400000		3328800
	(b) Value of perquisites u/s 17(2) of the Income Tax Act, 1961				0	0		
	(c) Profits in lieu of salary under section 17(3) of the Income Tax Act, 1961				0	0		
2	Stock Option				0	0		
3	Sweat Equity							
4	Commission as % of profit							
	others, specify							
5	Others, please specify							
	Total			NIL	928800	2400000		3328800

VII PENALTIES/PUNISHMENT/COMPOUNDING OF OFFENCES

Type	Section of the Companies Act	Brief Description	Details of Penalty/Punishment/Compounding fees imposed	Authority (RD/NCLT/Court)	Appeal made if any (give details)
A. COMPANY			NIL		
Penalty					
Punishment					
Compounding					
B. DIRECTORS			NIL		
Penalty					
Punishment					
Compounding					
C. OTHER OFFICERS IN DEFAULT			NIL		
Penalty					
Punishment					
Compounding					

Date: 04.12.2020
Place: New Delhi

For and on behalf of Board of Directors
For Sindhu Trade Links Limited

Satya Pal Sindhu
Managing Director
Din:00218355

Rudra Sen Sindhu
Director
Din:00006999

Independent Auditors' Report

TO THE MEMBERS OF SINDHU TRADE LINKS LIMITED

Opinion

We have audited the accompanying Standalone Financial Statements of Sindhu Trade Links Limited ("the Company") which includes joint operations, which comprise the Balance sheet as at March 31, 2020, the Statement of Profit and Loss, including the statement of Other Comprehensive Income, the Cash Flow Statement and the Statement of Changes in Equity for the year then ended, and notes to the Standalone Financial Statements, including a summary of significant accounting policies and other explanatory information. (herein after referred to as Standalone Financial Statement).

In our opinion and to the best of our information and according to the explanations given to us, the aforesaid Standalone Financial Statements give the information required by the Companies Act, 2013, as amended ("the Act") in the manner so required and give a true and fair view in conformity with the accounting principles generally accepted in India, of the state of affairs of the Company as at March 31, 2020, its profit including other comprehensive income, its cash flows and the changes in equity for the year ended on that date.

BASIS FOR OPINION

We conducted our audit of the Standalone Financial Statements in accordance with the Standards on Auditing (SAs), as specified under Section 143(10) of the Act. Our responsibilities under those Standards are further described in the 'Auditors' Responsibilities for the Audit of the Standalone Financial Statements' section of our report. We are independent of the Company in accordance with the 'Code of Ethics' issued by the Institute of Chartered Accountants of India together with the ethical requirements that are relevant to our audit of the financial statements under the provisions of the Act and the Rules thereunder, and we have fulfilled our other ethical responsibilities in accordance with these requirements and the Code of Ethics. We believe that the audit evidence we have obtained is sufficient and appropriate to provide a basis for our audit opinion on the Standalone Financial Statements.

KEY AUDIT MATTERS

Key audit matters ('KAM') are those matters that, in our professional judgment, were of most significance in our audit of the standalone financial statements of the current period. These matters were addressed in the context of our audit of the standalone financial statements as a whole, and in forming our opinion thereon, and we do not provide a separate opinion on these matters.

1. Key Audit Matter

1. Key Audit Matter

Investments

The Company has invested in equity and preference shares and government bonds as well, the carrying amount of which is calculated by the management in accordance with Ind AS 32, 107 and 109 provided in Note 5 and Note 15 of the financial statements.

Considering the materiality of the amounts involved, the significant management judgment is required in estimating the quantum of diminution in the value of investments and such estimates and judgments being inherently subjective, this matter has been identified as a key audit matter which is described in Note 2(j) to the standalone financial statements. As at 31st March 2020, the company has made total foreign investments in subsidiary of Rs. 43,416 Lakhs.



Auditor's Response

Our audit procedures assessed the appropriateness of methodology and valuation model used by management to estimate the value of investments.

Based on our procedures, we considered the adequacy of disclosures in respect of investments in the notes to the standalone financial statements.

2. Key Audit Matter

Evaluation of Uncertain Tax Positions & Other Contingent Liabilities

The Company has material uncertain tax positions including matters under dispute which involves significant judgment to determine the possible outcome of these disputes.

The Company also has material contingent liabilities including outstanding guarantees, counter guarantees and omnibus counter guarantees to various banks and claims against the company under dispute which involves significant judgment to determine the possible outcome of these disputes as mentioned in Note 40 to the standalone financial statements.

Auditor's Response

Obtained details of completed tax assessments and demands till the year ended March 31, 2020 from the management. We involved our internal experts to challenge the management's underlying assumptions in estimating the tax provision and the possible outcome of the disputes. Our internal experts also considered legal precedence and other rulings in evaluating management's position on these uncertain tax positions.

Our audit procedure on contingent liabilities included –

- Obtaining an understanding of the systems and controls implemented by management for recognizing the guarantees.
- Evaluation of purposes for which the various bank guarantees are provided.
- Our internal experts read and analysed external legal opinions/ consultations by management for the disputes pending in various forums.
- Discussed with appropriate senior management regarding the claims against the company and assessment orders.
- Assessed management's estimate of the possible outcome of the disputed cases.

3. Key Audit Matter

Related Party Transactions

During the year, the Company has generated major portion of revenue and has incurred significant amount of expense with the related parties.

Ind AS 24 "Related Party Disclosures", requires substantive disclosures for the related party transactions which are disclosed in Note 46 to the standalone financial statements.

Determination of substance of the transactions and transaction price for such related party transactions is a key audit matter considering the significance of the transaction value and the significant judgments involved in determining the transaction value.

Auditor's Response

- Our audit procedures included considering the compliance with the various requirements for entering in to such related party transactions.
- We performed test of controls over related party transactions through inspection of evidence of performance of these controls.
- We performed the following tests of details:
 - We have evaluated the relevant work orders and market price.
 - We have read the approvals obtained from Audit Committee, Board of Directors and Shareholders for the transactions.



We have assessed the disclosures to be made in accordance with Ind AS 24 "Related Party Disclosures".

INFORMATION OTHER THAN THE FINANCIAL STATEMENTS AND AUDITORS' REPORT THEREON

The Company's Board of Directors is responsible for the other information. The other information comprises the information included in the Annual Report, but does not include the Standalone Financial Statements and our auditors' report thereon.

Our opinion on the Standalone Financial Statements does not cover the other information and we do not express any form of assurance conclusion thereon.

In connection with our audit of the Standalone Financial Statements, our responsibility is to read the other information and, in doing so, consider whether such other information is materially inconsistent with the financial statements or our knowledge obtained in the audit or otherwise appears to be materially misstated. If, based on the work we have performed, we conclude that there is a material misstatement of this other information, we are required to report that fact. We have nothing to report in this regard.

RESPONSIBILITIES OF MANAGEMENT FOR THE STANDALONE FINANCIAL STATEMENTS

The Company's Board of Directors is responsible for the matters stated in Section 134(5) of the Act with respect to the preparation of these Standalone Financial Statements that give a true and fair view of the financial position, financial performance including other comprehensive income, cash flows and changes in equity of the Company in accordance with the accounting principles generally accepted in India, including the Indian Accounting Standards (Ind AS) specified under Section 133 of the Act read with the Companies (Indian Accounting Standards) Rules, 2015, as amended. This responsibility also includes maintenance of adequate accounting records in accordance with the provisions of the Act for safeguarding of the assets of the Company and for preventing and detecting frauds and other irregularities; selection and application of appropriate accounting policies; making judgements and estimates that are reasonable and prudent; and the design, implementation and maintenance of adequate internal financial controls, that were operating effectively for ensuring the accuracy and completeness of the accounting records, relevant to the preparation and presentation of the Standalone Financial Statements that give a true and fair view and are free from material misstatement, whether due to fraud or error.

In preparing the Standalone Financial Statements, management and Board of Directors are responsible for assessing the Company's ability to continue as a going concern, disclosing, as applicable, matters related to going concern and using the going concern basis of accounting unless management either intends to liquidate the Company or to cease operations, or has no realistic alternative but to do so.

Those Board of Directors are also responsible for overseeing the Company's financial reporting process.

AUDITORS' RESPONSIBILITIES FOR THE AUDIT OF THE STANDALONE FINANCIAL STATEMENTS

Our objectives are to obtain reasonable assurance about whether the Standalone Financial Statements as a whole are free from material misstatement, whether due to fraud or error, and to issue an auditors' report that includes our opinion. Reasonable assurance is a high level of assurance, but is not a guarantee that an audit conducted in accordance with SAs will always detect a material misstatement when it exists. Misstatements can arise from fraud or error and are considered material if, individually or in the aggregate, they could reasonably be expected to influence the economic decisions of users taken on the basis of these Standalone Financial statements.

As part of an audit in accordance with SAs, we exercise professional judgement and maintain professional scepticism throughout the audit. We also:

- Identify and assess the risks of material misstatement of the Standalone Financial Statements, whether due to fraud or error, design and perform audit procedures responsive to those risks, and obtain audit evidence that is sufficient and appropriate to provide a basis for our opinion. The risk of not detecting a material misstatement resulting from fraud is higher than for one resulting from error, as fraud may involve collusion, forgery, intentional omissions, misrepresentations, or the override of internal control.
- Obtain an understanding of internal control relevant to the audit in order to design audit procedures that are appropriate in the circumstances. Under Section 143(3)(i) of the Act, we are also responsible for expressing our opinion on whether the Company has adequate internal financial controls with reference to financial statements in place and the operating effectiveness of such controls.



- Evaluate the appropriateness of accounting policies used and the reasonableness of accounting estimates and related disclosures made by management.
- Conclude on the appropriateness of management's use of the going concern basis of accounting and, based on the audit evidence obtained, whether a material uncertainty exists related to events or conditions that may cast significant doubt on the Company's ability to continue as a going concern. If we conclude that a material uncertainty exists, we are required to draw attention in our auditors' report to the related disclosures in the financial statements or, if such disclosures are inadequate, to modify our opinion. Our conclusions are based on the audit evidence obtained up to the date of our auditors' report. However, future events or conditions may cause the Company to cease to continue as a going concern.
- Evaluate the overall presentation, structure and content of the Standalone Financial Statements, including the disclosures, and whether the Standalone Financial Statements represent the underlying transactions and events in a manner that achieves fair presentation.

We communicate with those charged with governance regarding, among other matters, the planned scope and timing of the audit and significant audit findings, including any significant deficiencies in internal control that we identify during our audit.

We also provide those charged with governance with a statement that we have complied with relevant ethical requirements regarding independence, and to communicate with them all relationships and other matters that may reasonably be thought to bear on our independence, and where applicable, related safeguards.

REPORT ON OTHER LEGAL AND REGULATORY REQUIREMENTS

1. As required by the Companies (Auditor's Report) Order, 2016 ("the Order"), issued by the Central Government of India in terms of sub-section (11) of Section 143 of the Act, we give in the "Annexure 1" a statement on the matters specified in paragraphs 3 and 4 of the Order.

2. As required by Section 143(3) of the Act, we report that:

- (a) We have sought and obtained all the information and explanations which to the best of our knowledge and belief were necessary for the purposes of our audit;
- (b) In our opinion, proper books of account as required by law have been kept by the Company so far as it appears from our examination of those books;
- (c) The Balance Sheet, the Statement of Profit and Loss including the Statement of Other Comprehensive Income, the Cash Flow Statement and Statement of Changes in Equity dealt with by this Report are in agreement with the books of account;
- (d) In our opinion, the aforesaid Standalone Financial Statements comply with the Accounting Standards specified under Section 133 of the Act, read with Companies (Indian Accounting Standards) Rules, 2015, as amended;
- (e) On the basis of the written representations received from the directors as on March 31, 2020 taken on record by the Board of Directors, none of the directors is disqualified as on March 31, 2020 from being appointed as a director in terms of Section 164 (2) of the Act;
- (f) With respect to the adequacy of the internal financial controls over financial reporting of the Company with reference to these Standalone Financial Statements and the operating effectiveness of such controls, refer to our separate Report in "Annexure 2" to this report;
- (g) In our opinion, provisions of Section 197 of the Companies Act 2013. With respect to managerial remuneration, is not applicable on the company;
- (h) With respect to the other matters to be included in the Auditors' Report in accordance with Rule 11 of the Companies (Audit and Auditors) Rules, 2014, as amended in our opinion and to the best of our information and according to the explanations given to us:
 - i. The Company has disclosed the impact of pending litigations on its financial position in its Standalone Financial Statements – Refer Note 40 to the Standalone Financial Statements;



ii. The Company do not have any long-term contracts including derivative contracts for which there were any material foreseeable losses;

iii. The Company do not have any dues on account of Investor Education and Protection Fund.

For Divyank Khullar & Associates
Chartered Accountants
FRN- 025755N

CA Divyank Khullar
Proprietor

M. No:- 528399

UDIN:- 20528399AAAABZ6743



New Delhi

Date:- 02/09/2020

ANNEXURE 1

TO THE INDEPENDENT AUDITORS' REPORT OF EVEN DATE ON THE STANDALONE FINANCIAL STATEMENTS OF SINDHU TRADE LINKS LIMITED

The Annexure referred to in the Independent Auditor's Report to the members of the Company on the Financial Statements for the year ended 31st March 2020, We report that:

1. (a) The Company has maintained proper records showing full particulars, including quantitative details and situation of fixed assets.

(b) According to the Information & Explanation given to us, The Company has a regular programme for physical verification in a phased periodic manner, which, in our opinion, is reasonable having regards to the size of the Company and the nature of its assets. No material discrepancies were noticed on such verification.

(c) According to information and explanations given by the management, the title deeds/lease deeds of immovable properties included in property, plant and equipment are held in the name of the Company.
2. The management has conducted physical verification of inventory at reasonable intervals during the year and no material discrepancies were noticed on such physical verification.
3. In our opinion and according to the information and explanations given to us, the Company has granted loans to parties listed in the register maintained under Section 189 of the Companies Act, 2013

(a) The terms and conditions of the grant of such loans are, in our opinion, prima facie, not prejudicial to the Company's interest.

(b) The schedule of repayment of principal and payment of interest has been stipulated and repayments or receipts of principal amounts and interest have been regular as per stipulations.

(c) The principal and interest are not overdue in respect of loans granted to companies, firms or other parties listed in the register maintained under section 189 of the Companies Act, 2013.
4. According to the information and explanations given to us and on the basis of our examination of the records of the Company, the Company has complied with the provisions of Section 185 and 186 of the Act, with respect to loans and investments made.
5. The Company has not accepted any deposits within the meaning of Sections 73 to 76 of the Act and the Companies (Acceptance of Deposits) Rules, 2014 (as amended). Accordingly, the provisions of clause 3(v) of the Order are not applicable to the Company.
6. According to the information and explanations given to us, the Company is not required to maintain the cost records under sub section (1) of Section 148 of the Companies Act, 2013. Accordingly, paragraph 3(vi) of the Order is not applicable to the Company.
7. (a) The Company is generally regular in depositing with appropriate authorities undisputed statutory dues including Provident fund, Employees' State Insurance, Income-tax, Sales-tax, Goods and Services tax, Duty of Custom, Duty of Excise, Value Added Tax, Cess and Other Statutory Dues applicable to it.

(b) According to the information and explanations provided to us, no undisputed amounts payable in respect of Provident fund, Employees' State Insurance, Income-tax, Sales Tax, Goods and Service tax, Duty of custom, Duty of excise, Value added tax, Cess and Other Statutory Dues were outstanding, at the year end, for a period of more than six months from the date they became payable.

(c) According to the information and explanations given to us, there are no dues of Income Tax, Sales Tax, Value Added Tax, Service Tax, Duty of Customs, Duty of Excise, Goods and Service Tax and Cess which have not been deposited with the appropriate authorities on account of any dispute except the following:-


Name of the Statute	Nature of Dues	PERIOD (A.Y.)	Amount involved (Rs. in Lakh)	Forum where dispute is pending
Income Tax Act, 1961	Income Tax	2007-08 2008-09	1892.92	High Court, Delhi



		2009-10 2010-11		
Customs Act, 1962	Custom Duty	2015-16	987.32	Principal Commissioner, Vishakhapatnam

8. In our opinion and according to the information and explanations provided by the management, the Company has not defaulted in repayment of loans or borrowing to a financial institution, bank or government or dues to debenture holders.
9. According to the information and explanations given to us, the Company did not raise any money by way of initial public offer or further public offer (including debt instruments) and the term loans taken by the Company have been applied for the purpose for which they were raised.
10. According to the information and explanations provided by the management, we report that no fraud by the Company or no material fraud on the Company by the officers and employees of the Company has been noticed or reported during the year.
11. To the best of our knowledge and according to the information and explanations given to us managerial remuneration has been paid or provided in accordance with the requisite approvals mandated by the provisions of section 197 read with Schedule V to the Companies Act,.
12. In our opinion, the Company is not a nidhi company. Therefore, the provisions of clause 3(xii) of the Order are not applicable to the Company and hence not commented upon.
13. According to the information and explanations given to us and based on our examination of the records of the Company, transactions with the related parties are in compliance with section 188 of the Act where applicable and details of such transactions have been disclosed in the Standalone Ind AS financial statements as required by the applicable Indian Accounting Standards. Further, according to the information and explanations given to us and based on our examination of the records of the Company, provisions of section 177 of the Act are not applicable to the Company.
14. According to the information and explanations provided to us and on an overall examination of the balance sheet, the Company has not made any preferential allotment or private placement of shares or fully or partly convertible debentures during the year under review and hence, reporting requirements under clause 3(xiv) of the Order are not applicable to the Company and, not commented upon.
15. According to the information and explanations provided by the management, the Company has not entered into any non-cash transactions with directors or persons connected with him as referred to in Section 192 of the Act.
16. According to the information and explanations provided to us, the provisions of Section 45-IA of the Reserve Bank of India Act, 1934 are not applicable to the Company.

For Divyank Khullar & Associates
Chartered Accountants
FRN: 025755N


CA Divyank Khullar
Proprietor
M. No:- 528399
UDIN:-20528399 AAAA 26743



New Delhi
Date:- 02/09/2020

ANNEXURE 2

TO THE INDEPENDENT AUDITORS' REPORT OF EVEN DATE ON THE STANDALONE FINANCIAL STATEMENTS OF SINDHU TRADE LINKS LIMITED

REPORT ON THE INTERNAL FINANCIAL CONTROLS UNDER CLAUSE (i) OF SUB-SECTION 3 OF SECTION 143 OF THE COMPANIES ACT, 2013 ("THE ACT")

We have audited the internal financial controls over financial reporting of Sindhu Trade Links Limited ("the Company") as of March 31, 2020 in conjunction with our audit of the Standalone Financial Statements of the Company for the year ended on that date.

MANAGEMENT'S RESPONSIBILITY FOR INTERNAL FINANCIAL CONTROLS

The Company's Management is responsible for establishing and maintaining internal financial controls based on the internal control over financial reporting criteria established by the Company considering the essential components of internal control stated in the Guidance Note on Audit of Internal Financial Controls Over Financial Reporting (the "Guidance Note") issued by the Institute of Chartered Accountants of India. These responsibilities include the design, implementation and maintenance of adequate internal financial controls that were operating effectively for ensuring the orderly and efficient conduct of its business, including adherence to the Company's policies, the safeguarding of its assets, the prevention and detection of frauds and errors, the accuracy and completeness of the accounting records, and the timely preparation of reliable financial information, as required under the Act.

AUDITORS' RESPONSIBILITY

Our responsibility is to express an opinion on the Company's internal financial controls over financial reporting with reference to these Standalone Financial Statements based on our audit. We conducted our audit in accordance with the Guidance Note and the Standards on Auditing as specified under Section 143(10) of the Act, to the extent applicable to an audit of internal financial controls and, both issued by the Institute of Chartered Accountants of India. Those Standards and the Guidance Note require that we comply with ethical requirements and plan and perform the audit to obtain reasonable assurance about whether adequate internal financial controls over financial reporting with reference to these Standalone Financial Statements was established and maintained and if such controls operated effectively in all material respects.

Our audit involves performing procedures to obtain audit evidence about the adequacy of the internal financial controls over financial reporting with reference to these Standalone Financial Statements and their operating effectiveness. Our audit of internal financial controls over financial reporting included obtaining an understanding of internal financial controls over financial reporting with reference to these Standalone Financial Statements, assessing the risk that a material weakness exists, and testing and evaluating the design and operating effectiveness of internal control based on the assessed risk. The procedures selected depend on the auditors' judgement, including the assessment of the risks of material misstatement of the financial statements, whether due to fraud or error.

We believe that the audit evidence we have obtained is sufficient and appropriate to provide a basis for our audit opinion on the internal financial controls over financial reporting with reference to these Standalone Financial Statements.

MEANING OF INTERNAL FINANCIAL CONTROLS OVER FINANCIAL REPORTING WITH REFERENCE TO THESE STANDALONE FINANCIAL STATEMENTS

A company's internal financial control over financial reporting with reference to these Standalone Financial Statements is a process designed to provide reasonable assurance regarding the reliability of financial reporting and the preparation of financial statements for external purposes in accordance with generally accepted accounting principles. A company's internal financial control over financial reporting with reference to these Standalone Financial Statements includes those policies and procedures that (1) pertain to the maintenance of records that, in reasonable detail, accurately and fairly reflect the transactions and dispositions of the assets of the Company; (2) provide reasonable assurance that transactions are recorded as necessary to permit preparation of financial statements in accordance with generally accepted accounting principles, and that receipts and expenditures of the Company are being made only in accordance with authorisations of management and directors of the Company; and (3) provide reasonable assurance regarding prevention or timely detection of unauthorised acquisition, use, or disposition of the Company's assets that could have a material effect on the financial statements.

INHERENT LIMITATIONS OF INTERNAL FINANCIAL CONTROLS OVER FINANCIAL REPORTING WITH REFERENCE TO THESE STANDALONE FINANCIAL STATEMENTS


Because of the inherent limitations of internal financial controls over financial reporting with reference to these Standalone Financial Statements, including the possibility of collusion or improper management override of controls, material misstatements due to error or fraud may occur and not be detected. Also, projections of any evaluation of the internal financial controls over financial reporting with reference to these Standalone Financial Statements to future periods are subject to the risk that the internal financial control over financial reporting with reference to these Standalone Financial Statements may become inadequate because of changes in conditions, or that the degree of compliance with the policies or procedures may deteriorate.



OPINION

In our opinion, the Company has, in all material respects, adequate internal financial controls over financial reporting with reference to these Standalone Financial Statements and such internal financial controls over financial reporting with reference to these Standalone Financial Statements were operating effectively as at March 31, 2020, based on the internal control over financial reporting criteria established by the Company considering the essential components of internal control stated in the Guidance Note on Audit of Internal Financial Controls Over Financial Reporting issued by the Institute of Chartered Accountants of India.

For Divyank Khullar & Associates
Chartered Accountants
FRN: 025755N


CA Divyank Khullar
Proprietor
M. No:- 528399
UDIN:- 20528399AAAA



New Delhi
Date:- 02/09/2020

Particulars	Note	As at 31st Mar 2020	As at 31st March 2019
ASSETS			
(1) Non-current assets			
(a) Property, plant and equipment	3	7,277.42	9,303.42
(b) Right to use asset	3	117.36	-
(c) Investment property	4	661.68	674.39
(d) Financial assets			
Investment	5	62,695.87	60,625.19
Loans	6	22,677.63	14,849.48
Other financial assets	7	502.66	1,619.95
(e) Deferred tax assets (Net)	8	487.61	690.62
(f) Other non current assets	9	271.91	271.90
Total non-current assets		94,692.14	88,034.95
(2) Current assets			
(a) Inventories	10	323.59	258.48
(b) Financial assets			
Trade receivables	11	16,631.90	17,604.41
Cash and cash equivalents	12	1,721.47	2,179.10
Other balances with banks	13	892.95	758.26
Loans	14	4,535.38	4,471.15
Investments	15	6.89	2,364.83
Other financial assets	16	5,923.34	3,882.32
(c) Other current assets	17	2,228.64	3,889.89
Total current assets		32,264.16	35,408.44
TOTAL ASSETS		1,26,956.30	1,23,443.39
EQUITY AND LIABILITIES			
(1) Equity			
(a) Equity share capital	18	5,139.76	5,139.76
(b) Other equity	19	56,472.03	49,119.61
Total equity		61,611.79	54,259.37
(2) Non-current liabilities			
(a) Financial liabilities			
Lease Liability		78.83	-
Borrowings	20	14,963.36	24,008.00
(b) Provisions	21	803.07	773.76
(c) Other non current liabilities	22	1,998.01	2,447.45
(d) Deferred tax Liabilities (Net)	23	-	-
Total non current liabilities		17,843.27	27,229.21
(3) Current liabilities			
(a) Financial liabilities			
Lease Liability		38.53	-
Borrowings	24	14,081.59	13,333.03
Trade payable			
Total Outstanding dues of Micro & Small Enterprise	25	1,417.85	519.25
Total Outstanding dues of creditors other than Micro & Small Enterprise	25	9,204.54	6,570.46
Other financial liabilities	26	18,572.45	16,540.29
(b) Other current liabilities	27	2,169.16	1,282.09
(c) Provisions	28	2,017.11	3,709.69
Total current liabilities		47,501.23	41,954.81
TOTAL EQUITY AND LIABILITIES		1,26,956.30	1,23,443.39

Background & Significant Accounting Policies

1 & 2

The accompanying notes form an integral part of the financial statements.

As per our report of even date attached

For Divyank Khullar & Associates

Chartered Accountants

Firm Registration No. 025755N



Divyank Khullar

Proprietor

Membership No. 528399

Place: New Delhi

Date: 20528399AAAABZ6743

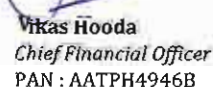
02/09/2020



For and on behalf of the Board of Directors



Satya Pal Sindhu
Managing Director
DIN : 00218355



Vikas Hooda
Chief Financial Officer
PAN : AATPH4946B



Rudra Sen Sindhu
Director
DIN : 10006999



Sushil Gupta
Company Secretary
M. No. : 26066



(Rs. Lakh)

Particulars	Note	For the period ended 31st Mar 2020	For the year ended 31st March 2019
Income			
I Revenue from operation	29	85,142.10	1,14,043.09
II Other income	30	2,145.95	1,207.92
III Total income (I+II)		87,288.05	1,15,251.01
IV Expenses			
Cost of material and services consumed	31	51,636.39	69,597.72
Purchases of stock-in-trade	32	12,721.05	21,083.45
Changes in inventories of stock-in-trade & finished goods	33	(213.22)	23.21
Employee benefit expenses	34	4,830.46	4,439.39
Finance cost	35	4,873.43	5,324.38
Depreciation & Amortization	36	2,627.50	3,237.36
Other expenses	37	2,959.75	1,879.02
Total Expenses		79,435.36	1,05,584.53
V Profit/(Loss) before tax (III-IV)		7,852.69	9,666.48
VI Tax expense:	38		
-Current tax		1,926.20	3,648.90
-Deferred tax charge/(credit)		144.52	(993.35)
-Income tax for earlier years		127.17	-
		2,197.89	2,655.55
VII Profit/ (Loss) for the year (V-VI)		5,654.80	7,010.93
VIII Other comprehensive income/(loss)			
Items that will not be reclassified subsequently to profit or loss			
- Net actuarial gains/(losses) on defined benefit plans		232.35	37.67
- Change in fair value of equity instruments through OCI		1,523.75	509.12
-Income tax relating to above item		(58.48)	(190.94)
		1,697.62	355.85
IX Total comprehensive income/(loss) for the year (VII-VIII)		7,352.42	7,366.78
Earning per equity share (Face value of Rs. 10 each)			
(1) Basic	39	11.00	13.64
(2) Diluted		11.00	13.64

The accompanying notes form an integral part of the financial statements.

As per our report of even date attached

For Divyank Khullar & Associates

Chartered Accountants

Firm Registration No. 025755N

Divyank Khullar

Proprietor

Membership No. 528399

Place: New Delhi

Date: 02/09/2020

UDIN:- 20528399AAAAB26743



For and on behalf of the Board of Directors

Satya Pal Sindhu

Managing Director

DIN : 00218355

Vikas Hooda

Chief Financial Office

PAN : AATPH4946B

Rudra Sen Sindhu

Director

DIN : 00006999

Sushil Gupta

Company Secretary

M. No. : 26066

a. Equity share capital

Balance as at 1 April 2018	5,139.76
Changes in equity share capital during the year 2018-19	-
Balance as at 31 March 2019	5,139.76
Changes in equity share capital during the year 2019-20	-
Balance as at 31 March 2020	5,139.76

b. Other equity

Particulars	Other equity (refer note 19)					Items of other comprehensive income/(loss)		Total
	Securities premium	Capital reserve	Capital Redemption Reserve	General Reserve	Retained earnings	Remeasurement of defined benefit	Fair value of equity instruments	
As at 31st March 2019								
Balance as at 1 April 2018	7,312.49	76.47	12.00	2,481.33	31,945.40	(74.86)	-	41,752.83
Profit/(loss) for the year	-	-	-	-	7,010.93	-	331.22	7,342.15
Other comprehensive income/(loss) (net of tax)	-	-	-	-	-	24.63	-	24.63
Total income/(loss) for the year	-	-	-	-	7,010.93	24.63	331.22	7,366.78
Balance as at 31 March 2019	7,312.49	76.47	12.00	2,481.33	38,956.33	(50.23)	331.22	49,119.61
As at 31st March 2019								
Balance as at 1 April 2019	7,312.49	76.47	12.00	2,481.33	38,956.33	(50.23)	331.22	49,119.61
Profit/(loss) for the year	-	-	-	-	5,654.80	-	1,523.75	7,178.55
Other comprehensive income/(loss) (net of tax)	-	-	-	-	-	173.86	-	173.86
Total income/(loss) for the year	-	-	-	-	5,654.80	173.86	1,523.75	7,352.42
Balance as at 31 March 2020	7,312.49	76.47	12.00	2,481.33	44,611.13	123.64	1,854.97	56,472.03

Securities Premium

Securities Premium is created due to premium on issue of shares. The reserve will be utilised in accordance with the provisions of section 52 of the Companies Act, 2013.

Capital Reserve

Capital Reserve will be utilised in accordance with the provisions of the Companies Act, 2013.

Capital Redemption Reserve

As per Companies Act, 2013, capital redemption reserve is created when company purchases its own shares out of free reserves or securities premium. A sum equal to the nominal value of the shares so purchased is transferred to capital redemption reserve. The reserve will be utilized in accordance with the provisions of section 69 of the Companies Act, 2013.

General Reserve

The general reserve is a free reserve which is used from time to time to transfer profits from retained earnings for appropriation purposes. As the general reserve is created by a transfer from one component of equity to another and is not an item of other comprehensive income, items included in the general reserve will not be reclassified subsequently to statement of profit and loss.

Retained Earnings

Retained earnings represent the amount of accumulated earnings of the company.

Other Components of Equity

Other Components of Equity consists of remeasurement of net defined benefit liability/ asset, equity instruments fair valued through other comprehensive income, net of taxes.

As per our report of even date attached

For Divyank Khullar & Associates

Chartered Accountants

Firm Registration No. 025755N

Divyank Khullar

Proprietor

Membership No. 528399

Place: New Delhi

Date: 02/09/2020

UDIN: 20528399 AAAAB26743




For and on behalf of the Board of Directors

Satya Pal Sindhu
 Managing Director

Vikas Hooda
 Chief Financial Officer
 PAN : AATPH4946B

Rudra Sen Sindhu
 Director
 DIN : 00006999

Suchi Gupta
 Company Secretary
 M. No. : 26066



Particulars	(Rs. Lakh)	
	For the year ended 31 March 2020	For the year ended 31 March 2019
Cash flow from operating activities		
Net Profit Before Tax as per Statement of Profit and Loss	7,852.69	9,666.48
Adjustment for :		
Depreciation and amortisation	2,627.50	3,237.36
Finance cost	4,873.43	5,324.38
Provision for gratuity expense	275.70	272.19
Profit/(Loss) on sale of other investment	1,363.99	165.32
Dividend Income	(1.89)	(1.54)
Profit on sale of asset	(244.11)	(0.16)
Unrealised Loss/(Gain) on non-current security deposits	(1.03)	2.65
Foreign exchange gain/(Loss)	(1,708.64)	(1,045.50)
Sundry Balances Written off	-	-
Profit from joint venture	(325.32)	-
Operating profit/(loss) before working capital changes	14,712.32	17,621.18
Adjustment for :		
Increase/ (Decrease) in other financial liabilities	2,032.17	(695.36)
Increase/ (Decrease) in other liabilities	(2,745.74)	139.42
Increase/ (Decrease) in trade payables	3,532.69	2,562.22
Decrease/ (Increase) in other assets	3,335.08	460.13
Decrease/ (Increase) in inventories	(65.11)	151.78
Decrease/ (Increase) in trade receivables	972.51	(1,421.14)
Decrease/ (Increase) in other current financial assets	(2,105.25)	333.96
Cash Generated from operations	19,668.67	19,242.19
Taxes paid (net)	1,801.05	3,124.36
Net cash flow from/(used in) operating activities	17,867.62	16,117.83
Cash from investing activities		
Payments for property, plant and equipment / capital work-in-progress	(613.77)	(1,859.76)
Proceeds from property, plant and equipment	311.66	2.43
Investment made in subsidiary	(101.85)	(5,580.24)
Investment made in associates	-	(355.00)
Investment made in others	(262.50)	(2,205.81)
loans given	(6,119.52)	(391.22)
Dividend received	1.89	1.54
Proceeds/(made) Bank deposits & other deposits	983.63	288.94
Investment sale in other	1,136.71	39.81
Net cash flow from/(used in) investing activities	(4,663.73)	(10,059.31)
Cash flow from financing activities		
Net proceeds of long-term and short-term borrowings	(8,296.08)	300.94
Repayment of security deposits & advance received	(449.44)	(78.06)
Finance cost paid	(4,866.79)	(5,209.19)
Interest on Lease hold payment	(6.63)	-
Lease hold Payment	(42.57)	-
Net cash flow from/(used in) financing activities	(13,661.51)	(4,986.31)
Net increase/ (decrease) in cash and cash equivalents	(457.63)	1,072.21
Cash and cash equivalents as at the beginning of the year	2,179.10	1,106.88
Cash and cash equivalents as at the end of the year (Refer note 13)	1,721.47	2,179.09

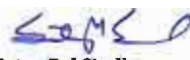
As per our report of even date attached
For Divyank Khullar & Associates
Chartered Accountants
Firm Registration No. 025755N


Divyank Khullar
Proprietor
Membership No. 528399
Place: New Delhi
Date: 02/09/2020



UDIN: 20528399AAAA B2-6743


For and on behalf of the Board of Directors


Satya Pal Sindhu
Managing Director


Vikas Hooda
Chief Financial Officer
PAN : AATPH4946B


Rudra Sen Sindhu
Director
DIN : 00006999


Suchi Gupta
Company Secretary
M. No. : 26066



1 COMPANY INFORMATION

Sindhu Trade Links Limited (referred as 'STLL' or 'the Company') engaged in activities of Transportation, Loading & Mining Services and trading of Spares, Fuel and HSD.

The Company is a domestic public limited company incorporated and domiciled in India and is listed on the Bombay Stock Exchange Ltd. [BSE]. The registered office of the Company is 129, Transport Centre, Rohtak Road, Punjabi Bagh, New Delhi-110035, India.

2 Significant Accounting Policies

a) Basis of preparation of Financial Statements

Statement of Compliance

The separate financial statements have been prepared to comply in all material aspects with the Accounting Standards notified under Section 133 of Companies Act, 2013 (the "Act") as per Companies (Indian Accounting Standards (Ind AS)) Rules as amended from time to time and other relevant provisions of the Act and rules framed thereunder.

Presentation of Financial Statements

These financial statements have been prepared in Indian Rupee which is the functional currency of the Company.

These financial statements have been prepared on historical cost basis, except for certain financial instruments which are measured at fair value or amortised cost at the end of each reporting period, as explained in the accounting policies below. Historical cost is generally based on the fair value of the consideration given in exchange for goods and services. Fair value is the price that would be received to sell an asset or paid to transfer a liability in an orderly transaction between market participants at the measurement date. All assets and liabilities have been classified as current and non-current as per the Company's normal operating cycle.

Based on the nature of services rendered to customers and time elapsed between deployment of resources and the realisation in cash and cash equivalents of the consideration for such services rendered, the Company has considered an operating cycle of 12 months.

The statement of cash flows have been prepared under indirect method.

Use of Estimates and Judgements

The preparation of these financial statements in conformity with the recognition and measurement principles of Ind AS requires the management of the Company to make estimates and assumptions that affect the reported balances of assets and liabilities, disclosures of contingent liabilities as at the date of the financial statements and the reported amounts of income and expense for the periods presented.

Estimates and underlying assumptions are reviewed on an ongoing basis. Revisions to accounting estimates are recognised in the period in which the estimates are revised and future periods are affected.

Key sources of estimation of uncertainty at the date of the financial statements, which may cause a material adjustment to the carrying amounts of assets and liabilities within the next financial year, are in respect of impairment of investments, useful lives of property, plant and equipment, valuation of deferred tax assets and fair value measurement of financial instruments, these are discussed below. Key sources of estimation of uncertainty in respect of revenue recognition, employee benefits and provisions and contingent liabilities have been discussed in their respective policies.

Useful lives of property, plant and equipment

The Company has taken the useful life of property, plant and equipment as per the life given in the Companies Act, 2013.

Valuation of deferred tax assets

The Company reviews the carrying amount of deferred tax assets at the end of each reporting period. The policy has been explained under note 2(t).

Investment in Subsidiaries, Associates and Joint Ventures

The Company has accounted for its investments in subsidiaries, associates and joint venture at cost less impairment loss (if any). The policy has been further explained under note 2(i).





b) Property, plant and equipment (including Capital work-in-progress)

Freehold land is carried at historical cost. All other items of property, plant and equipment are stated at historical cost less depreciation. Historical cost includes expenditure that is directly attributable to the acquisition of the items.

Subsequent cost are included in the asset's carrying amount or recognized as a separate asset, as appropriate, only when it is probable that future economic benefits associated with the item will flow to the Company and the cost of the item can be measured reliably. The carrying amount of any component accounted for as a separate asset is derecognised when replaced. All other repairs and maintenance expenses are charged to profit or loss during the reporting period in which they are incurred.

Assets acquired but not ready for use are classified under Capital work in progress and are stated at cost comprising direct cost and related incidental expenses.

c) Investment Property

Property that is held for long-term rental yields or for capital appreciation or both, and that is not used in the production of goods and services or for the administrative purposes is classified as investment property. Investment property is measured initially at cost, including transaction costs. Subsequent to initial recognition, investment properties are stated at cost less accumulated depreciation and accumulated impairment loss, if any. Subsequent expenditure related to investment properties are added to its book value only when it is probable that future economic benefits associated with the item will flow to the Company and the cost of the item can be measured reliably. Investment properties are depreciated using the straight line method over the estimated useful lives. The Company's depreciable investment properties have a useful life of 55 years.

d) Depreciation/Amortisation

Assets in the course of development or construction and freehold land are not depreciated.

Other property, plant and equipment are stated at cost less accumulated depreciation and any provision for impairment. Depreciation commences when the assets are ready for their intended use.

Depreciation is calculated on the depreciable amount, which is the cost of an asset less its residual value. Depreciation is provided at rates calculated to write off the cost, less estimated residual value, of each asset on a written down value basis over its expected useful life as prescribed under Part C of Schedule II of the Companies Act, 2013.

Individual items of assets costing upto Rs. 5,000 are fully depreciated in the year of acquisition.

Major inspection and overhaul costs are depreciated over the estimated life of the economic benefit derived from such costs. The carrying amount of the remaining previous overhaul cost is charged to the statement of profit and loss if the next overhaul is undertaken earlier than the previously estimated life of the economic benefit.

When significant spare parts of an item of property, plant and equipment have different useful lives, they are accounted for as separate items (major components) of property, plant and equipment.

Depreciation methods, useful lives and residual values are reviewed at each financial year end and changes in estimates, if any, are accounted for prospectively.





e) Leases

The Company has adopted Ind AS 116-Leases effective 1st April, 2019, using the modified retrospective method. The Company has applied the standard to its leases with the cumulative impact recognised with no impact on retained earnings on the date of initial application (1st April, 2019). Accordingly, previous period information has not been restated.

The Company evaluates each contract or arrangement, whether it qualifies as lease as defined under Ind AS 116. The Company as a lessee, Assesses, whether the contract is, or contains, a lease. A contract is, or contains, a lease if the contract involves:-

- a) the use of an identified asset,
- b) the right to obtain substantially all the economic benefits from use of the identified asset, and
- c) the right to direct the use of the identified asset.

At the date of commencement of lease, the Company recognises a right-of-use asset ("ROU") and a corresponding lease liability for all lease arrangements in which it is a lessee, except for leases with a term of twelve months or less (short term leases) and leases of low value assets. For these short term and leases of low value assets, the Company recognises the lease payments as an operating expense on a straight-line basis over the term of the lease.

The right-of-use assets (it includes prepayment for all the future rentals) are initially recognised at cost, which comprises the initial amount of the lease liability adjusted for any lease payments made at or prior to the commencement date of the lease plus any initial direct costs less any lease incentives. They are subsequently measured at cost less accumulated depreciation and impairment losses, if any. Right-of-use assets are depreciated from the commencement date on a straight-line basis over the shorter of the lease term and useful life of the underlying asset.

f) Cost Recognition

Costs and expenses are recognised when incurred and have been classified according to their nature. The costs of the Company are broadly categorised in cost of material and services consumed, employee benefit expenses, cost of equipment and software licences, depreciation and amortisation expense and other expenses. Cost of material and services mainly includes cost towards transportation charges, FOL, HSD and Spares consumption. Employee benefit expenses include salaries, incentives and allowances, contributions to provident and other funds and staff welfare expenses. Other expenses mainly include fees to external consultants, facility expenses, travel expenses, communication expenses, bad debts and advances written off, allowance for doubtful trade receivable and advances (net) and other expenses. Other expenses is an aggregation of costs which are individually not material such as commission and brokerage, recruitment and training, entertainment, etc.

g) Impairment of assets

(i) Financial assets (other than at fair value)

The Company assesses at each date of balance sheet whether a financial asset or a group of financial assets is impaired. Ind AS 109 requires expected credit losses to be measured through a loss allowance. In determining the allowances for doubtful trade receivables, the Company has used a practical expedient by computing the expected credit loss allowance for trade receivables based on a provision matrix. The provision matrix takes into account historical credit loss experience and is adjusted for forward looking information. The expected credit loss allowance is based on the ageing of the receivables that are due and allowance rates used in the provision matrix. For all other financial assets, expected credit losses are measured at an amount equal to the 12-months expected credit losses or at an amount equal to the life time expected credit losses if the credit risk on the financial asset has increased significantly since initial recognition.

(ii) Non-financial assets





Tangible and intangible assets

Property, plant and equipment and intangible assets with finite life are evaluated for recoverability whenever there is any indication that their carrying amounts may not be recoverable. If any such indication exists, the recoverable amount (i.e. higher of the fair value less cost to sell and the value-in-use) is determined on an individual asset basis unless the asset does not generate cash flows that are largely independent of those from other assets. In such cases, the recoverable amount is determined for the Cash Generating Unit (CGU) to which the asset belongs. If the recoverable amount of an asset (or CGU) is estimated to be less than its carrying amount, the carrying amount of the asset (or CGU) is reduced to its recoverable amount. An impairment loss is recognised in the statement of profit and loss.]





h) Foreign Currencies Transactions and Translation

Transactions in foreign currencies are recorded at the exchange rate that approximates the prevalent exchange rate on the transaction date. Monetary assets and liabilities in foreign currencies are translated at the year-end rate. Any resultant exchange differences are taken to the statement of profit and loss, except -

- a) When deferred, in Other Comprehensive Income as qualifying cash flow hedges; and
- b) exchange difference arising from translation of external commercial borrowing is capitalized in terms of para D13AA of IND AS 101.

Non-monetary assets and liabilities denominated in a foreign currency and measured at historical cost are translated at the exchange rate prevalent at the date of transaction.

i) Financial instruments

A financial instrument is any contract that gives rise to a financial asset in one entity and a financial liability or equity instrument in another entity.

Financial Assets

Initial recognition

In the case of financial assets, not recorded at fair value through profit or loss (FVTPL), financial assets are recognised initially at fair value plus transaction costs that are directly attributable to the acquisition of the financial asset. Purchases or sales of financial assets that require delivery of assets within a time frame established by regulation or convention in the market place (regular way trades) are recognised on the trade date, i.e., the date that the Company commits to purchase or sell the asset.

Subsequent measurement

For purposes of subsequent measurement, financial assets are classified in following categories:

(a) Financial Assets at amortised cost


Financial assets are subsequently measured at amortised cost if these financial assets are held within a business model with an objective to hold these assets in order to collect contractual cash flows and the contractual terms of the financial asset give rise on specified dates, to cash flows that are solely payments of principal and interest on the principal amount outstanding. Interest income from these financial assets is included in finance income using the effective interest rate ("EIR") method. Impairment gains or losses arising on these assets are recognised in the Statement of Profit and Loss.

(b) Financial Assets measured at fair value

Financial assets are measured at fair value through other comprehensive income (FVOCI) if these financial assets are held within a business model with an objective to hold these assets in order to collect contractual cash flows or to sell these financial assets and the contractual terms of the financial asset give rise on specified dates, to cash flows that are solely payments of principal and interest on the principal amount outstanding. Movements in the carrying amount are taken through OCI, except for the recognition of impairment gains or losses, interest revenue and foreign exchange gains and losses which are recognised in the Statement of Profit and Loss.

Financial assets that do not meet the criteria for amortised cost or FVOCI are measured at fair value through profit or loss.





Impairment of Financial Assets

In accordance with Ind AS 109, the Company applies the expected credit loss ("ECL") model for measurement and recognition of impairment loss on financial assets and credit risk exposures.

The Company follows 'simplified approach' for recognition of impairment loss allowance on trade receivables. Simplified approach does not require the Company to track changes in credit risk.

For recognition of impairment loss on other financial assets and risk exposure, the Company determines whether there has been a significant increase in the credit risk since initial recognition. If credit risk has not increased significantly, 12-month ECL is used to provide for impairment loss. However, if credit risk has increased significantly, lifetime ECL is used. If, in a subsequent period, credit quality of the instrument improves such that there is no longer a significant increase in credit risk since initial recognition, then the entity reverts to recognising impairment loss allowance based on 12-month ECL.

ECL is the difference between all contractual cash flows that are due to the Company in accordance with the contract and all the cash flows that the entity expects to receive (i.e., all cash shortfalls), discounted at the original EIR. Lifetime ECL are the expected credit losses resulting from all possible default events over the expected life of a financial instrument. The 12-month ECL is a portion of the lifetime ECL which results from default events that are possible within 12 months after the reporting date.

ECL impairment loss allowance (or reversal) recognised during the period is recorded as expense/ income in the Statement of Profit and Loss.

De-recognition of Financial Assets

The Company de-recognises a financial asset only when the contractual rights to the cash flows from the asset expire, or it transfers the financial asset and substantially all risks and rewards of ownership of the asset to another entity.

If the Company neither transfers nor retains substantially all the risks and rewards of ownership and continues to control the transferred asset, the Company recognizes its retained interest in the assets and an associated liability for amounts it may have to pay.

If the Company retains substantially all the risks and rewards of ownership of a transferred financial asset, the Company continues to recognise the financial asset and also recognises a collateralised borrowing for the proceeds received.


Equity investments

All equity investments in the scope of Ind AS 109, Financial Instruments, are measured at fair value. For equity instruments, the Company may make an irrevocable election to present the subsequent fair value changes in Other Comprehensive Income (OCI). The Company makes such election on an instrument-by-instrument basis. The classification is made on initial recognition and is irrevocable.

There is no recycling of the amounts from OCI to profit or loss, even on sale of investment.

Equity instruments included within the FVTPL (fair value through profit and loss) category are measured at fair value with all changes in fair value recognized in the profit or loss.





Financial Liabilities

Initial Recognition

Financial liabilities are classified, at initial recognition, as financial liabilities at FVTPL, loans and borrowings and payables as appropriate. All financial liabilities are recognised initially at fair value and, in the case of loans and borrowings and payables, net of directly attributable transaction costs.

Subsequent measurement

Financial liabilities at FVTPL

Financial liabilities at FVTPL include financial liabilities held for trading and financial liabilities designated upon initial recognition as FVTPL. Financial liabilities are classified as held for trading if they are incurred for the purpose of repurchasing in the near term. Gains or losses on liabilities held for trading are recognised in the Statement of Profit and Loss.

Financial guarantee contracts issued by the Company are those contracts that require a payment to be made to reimburse the holder for a loss it incurs because the specified debtor fails to make a payment when due in accordance with the terms of a debt instrument. Financial guarantee contracts are recognised initially as a liability at fair value, adjusted for transaction costs that are directly attributable to the issuance of the guarantee. Subsequently, the liability is measured at the higher of the amount of loss allowance determined as per impairment requirements of Ind AS 109 and the amount recognised less cumulative amortisation. Amortisation is recognised as finance income in the Statement of Profit and Loss.

Financial liabilities at amortised cost

After initial recognition, interest-bearing loans and borrowings are subsequently measured at amortised cost using the EIR method. Any difference between the proceeds (net of transaction costs) and the settlement or redemption of borrowings is recognised over the term of the borrowings in the Statement of Profit and Loss.

Amortised cost is calculated by taking into account any discount or premium on acquisition and fees or costs that

are an integral part of the EIR. The EIR amortisation is included as finance costs in the Statement of Profit and Loss.


De-recognition of Financial Liabilities

Financial liabilities are de-recognised when the obligation specified in the contract is discharged, cancelled or expired. When an existing financial liability is replaced by another from the same lender on substantially different terms, or the terms of an existing liability are substantially modified, such an exchange or modification is treated as de-recognition of the original liability and recognition of a new liability. The difference in the respective carrying amounts is recognised in the Statement of Profit and Loss.

Offsetting financial instruments

Financial assets and financial liabilities are offset and the net amount is reported in the balance sheet if there is a currently enforceable legal right to offset the recognised amounts and there is an intention to settle on a net basis, to realise the assets and settle the liabilities simultaneously.





j) Fair value measurement

The Company measures financial assets and financial liability at fair value at each balance sheet date.

Fair value is the price that would be received to sell an asset or paid to transfer a liability in an orderly transaction between market participants at the measurement date. The fair value measurement is based on the presumption that the transaction to sell the asset or transfer the liability takes place either:

The principal or the most advantageous market must be accessible by the Company. The fair value of an asset or a liability is measured using the assumptions that market participants would use when pricing the asset or liability, assuming that market participants act in their economic best interest.

A fair value measurement of a non-financial asset takes into account a market participant's ability to generate economic benefits by using the asset in its highest and best use or by selling it to another market participant that would use the asset in its highest and best use. The Company uses valuation techniques that are appropriate in the circumstances and for which sufficient data are available to measure fair value, maximising the use of relevant observable inputs and minimising the use of unobservable inputs.

All assets and liabilities for which fair value is measured or disclosed in the financial statements are categorised within the fair value hierarchy, described as follows, based on the lowest level input that is significant to the fair value measurement as a whole:

Level 1 - Quoted (unadjusted) market prices in active markets for identical assets or liabilities.

Level 2 - Valuation techniques for which the lowest level input that is significant to the fair value measurement is directly or indirectly observable.

Level 3 - The fair value of financial instruments that are measured on the basis of entity specific valuations using inputs that are not based on observable market data (unobservable inputs).

The Company's Valuation team determines the policies and procedures for both recurring fair value measurement, such as derivative instruments and unquoted financial assets measured at fair value, and for non-recurring measurement.

k) Inventories

Consumables, Fuel & HSD, stores and spares are valued at lower of cost and net realisable value; cost is computed on first-in-first out basis. The cost of inventories comprises all costs of purchase and other costs incurred in bringing the inventories to their present location and condition. Obsolete, defective, unserviceable and slow/nonmoving stocks are duly provided for. Net realisable value is estimated selling price in ordinary course of business less the estimated cost necessary to make the sale.

l) Cash and cash equivalents

In the cash flow statement, cash and cash equivalents includes cash on hand, demand deposits with banks, other short-term highly liquid investments with original maturities of three months or less that are readily convertible to known amounts of cash and which are subject to an insignificant risk of changes in value, and bank overdrafts. Bank overdrafts are shown within borrowings in current liabilities in the balance sheet.



m) Cash flow

Cash flows are reported using indirect method, whereby profit for the year is adjusted for the effects of transactions of a non cash nature, any deferrals or accruals of past or future operating cash receipts or payments and item of income or expenses associated with investing or financing cash flow. The cash flows from operating, investing & financing activities of the company are segregated. The company considers all highly liquid investments that are readily convertible to known amounts of cash to be cash equivalents.

n) Recognition of Income

The Company earns revenue primarily from providing services of transportation, mining and loading as well as trading of fuel and HSD.

Effective April 1, 2018, the Company has applied Ind AS 115 which establishes a comprehensive framework for determining whether, how much and when revenue is to be recognised. Ind AS 115 replaces Ind AS 18 Revenue and Ind AS 11 Construction Contracts. The Company has adopted Ind AS 115 using the cumulative effect method. The effect of initially applying this standard is recognised at the date of initial application (i.e. April 1, 2018). The standard is applied retrospectively only to contracts that are not completed as at the date of initial application and the comparative information in the statement of profit and loss is not restated – i.e. the comparative information continues to be reported under Ind AS 18 and Ind AS 11. The impact of the adoption of the standard on the financial statements of the Company is insignificant.

Revenue is recognised to the extent it is probable that the economic benefits will flow to the Company and the revenue can be reliably measured. Revenue is measured at the fair value of the consideration received or receivable excluding taxes or duties collected on behalf of the government and reduced by any rebates and trade discount allowed.

The specific recognition criteria described below must also be met before income is recognised.

- i. Income is recognised on accrual basis and provision is made for all known losses and liabilities.
- ii. Revenue from sale of goods is recognised net of rebates and discounts on transfer of significant risks and rewards of ownership to the buyer. Sale of goods is recognised net of sales tax, value added tax and GST.
- iii. Revenue from services rendered is recognised on prorata basis in proportion to the stage of completion of the
- iv. Interest income from debt instruments is recognised using the effective interest rate method. The effective interest rate is the rate that exactly discounts estimated future cash receipts through the expected life of the financial asset to the gross carrying amount of a financial asset. When calculating the effective interest rate, the Company estimates the expected cash flows by considering all the contractual terms of the financial instrument but does not consider the expected credit losses.
- v. Dividend income is recognised when the right to receive the dividend is established.
- vi. Rental income is recognised on a straight-line basis over the period of the lease.
- vii. Forex Gain
- viii. Share of profit JV

o) Employee benefits

Defined contribution plan

The Company's contribution to Provident Fund and Employees State Insurance Scheme is determined based on a fixed percentage of the eligible employees' salary and charged to the Statement of Profit and Loss on accrual basis.


The Company has categorised its Provident Fund, labour welfare fund and the Employees State Insurance Scheme as a defined contribution plan since it has no further obligations beyond these contributions.

Defined benefit plan

The Company's liability towards gratuity, being a defined benefit plan are accounted for on the basis of an independent actuarial valuation based on Projected Unit Credit Method. Gratuity liability is funded by payments to the trust established for the purpose.

Service cost and the net interest cost is included in employee benefit expense in the Statement of profit and loss. Actuarial gains and losses comprise experience adjustments and the effects of changes in actuarial assumptions and are recognised immediately in 'other comprehensive income' as income or expense.





p) Borrowing costs

General and specific borrowing costs directly attributable to the acquisition/ construction of qualifying assets, which are assets that necessarily take a substantial period of time to get ready for their intended use, are added to the cost of those assets, until such time the assets are substantially ready for their intended use. All other borrowing costs are recognised as an expense in Statement of Profit and Loss in the period in which they are incurred.

q) Borrowings and other financial liabilities

Borrowings and other financial liabilities are initially recognised at fair value (net of transaction costs incurred). Difference between the fair value and the transaction proceeds on initial recognition is recognised as an asset / liability based on the underlying reason for the difference.

Subsequently all financial liabilities are measured at amortised cost using the effective interest rate method.

Borrowings are eliminated from the balance sheet when the obligation specified in the contract is discharged, cancelled or expired. The difference between the carrying amount of a financial liability that has been extinguished or transferred to another party and the consideration paid, including any non-cash assets transferred or liabilities assumed, is recognised in profit or loss. The gain / loss is recognised in other equity in case of transactions with shareholders.

Borrowings are classified as current liabilities unless the Company has an unconditional right to defer the settlement of the liability for at least 12 months after the reporting period.

r) Trade receivables

A receivable is classified as a 'trade receivable' if it is in respect of the amount due on account of services rendered in the normal course of business. Trade receivables are recognised initially at fair value and subsequently measured at amortised cost using the EIR method, less provision for impairment. There was no provision for

s) Trade payables

A payable is classified as a 'trade payable' if it is in respect of the amount due on account of goods purchased or services received in the normal course of business. These amounts represent liabilities for goods and services provided to the Company prior to the end of the financial year which are unpaid. These amounts are unsecured and are usually settled as per the payment terms stated in the contract. Trade and other payables are presented as current liabilities unless payment is not due within 12 months after the reporting period. They are recognised initially at their fair value and subsequently measured at amortised cost using the EIR method. Trade creditors are further classified into MSME & Non MSME. MSME creditors are determined only on the basis of certificate received



**t) Taxation**

i. Tax expense recognised in profit or loss comprises the sum of deferred tax and current tax not recognised in other comprehensive income or directly in equity.

ii. Current Income Tax

Current income tax liabilities and/or assets comprise those obligations to, or claims from, fiscal authorities relating to the current or prior reporting periods, that are unpaid at the reporting date. Current tax is payable on taxable profit, which differs from profit or loss in the financial statements. Calculation of current tax is based on tax rates and tax laws that have been enacted or substantively enacted by the end of the reporting period. Deferred income taxes are calculated using the liability method on temporary differences between the carrying amounts of assets and liabilities and their tax bases.

iii. Deferred Tax

Deferred tax assets are recognised to the extent it is probable that the underlying tax loss or deductible temporary difference will be utilised against future taxable income. This is assessed based on the Company's forecast of future operations results, adjusted for significant non-taxable income and expenses and specific limits on the use of any unused tax loss or credit.

Changes in deferred tax assets or liabilities are recognised as a component of tax income or expense in profit or loss, except where they relate to items that are recognised in other comprehensive income or directly in equity, in which case the related deferred tax is also recognised in other comprehensive income or equity, respectively.

iv. Minimum Alternate Tax (MAT)

v. Tax credit is recognised in respect of Minimum Alternate Tax (MAT) as per the provisions of the Income Tax Act, 1961 based on convincing evidence that the Company will pay normal income tax within the statutory time frame and is reviewed at each Balance Sheet date. From the current FY19-20, company adopted for new tax regime defiend U/S 115BAA of the IT Act 1961. Consequent to adoption of section 115BAA of the IT Act 1961, MAT provisions are not applicable.

u) Provisions and Contingent liabilities

Provisions are recognised when the Company has a present obligation (legal or constructive) as a result of a past event, it is probable that an outflow of resources embodying economic benefits will be required to settle the obligation and a reliable estimate can be made of the amount of the obligation.

Contingent liabilities are disclosed in respect of possible obligations that arise from past events, whose existence would be confirmed by the occurrence or non-occurrence of one or more uncertain future events not wholly within the control of the Company. Such liabilities are disclosed by way of notes to the financial statements.

v) Segment Reporting

The Chief Financial Officer of the Company has been identified as the Chief Operating Decision Maker (CODM) as defined by Ind AS 108, "Operating Segments". Operating segments are reported in a manner consistent with the internal reporting provided to the CODM. The accounting policies adopted for segment reporting are in conformity with the accounting policies adopted for the Company. Revenue and expenses have been identified to segments on the basis of their relationship to the operating activities of the segment. Income / Costs which relate to the Company as a whole and are not allocable to segments on a reasonable basis, have been included under Unallocated Income / Costs. Interest income and expense are not allocated to respective segments (except in case of Financial Services segment).



**w) Deferred Revenue and Unbilled Revenue**

Amounts received from customers or billed to customers, in advance of services performed are recorded as deferred revenue under Other Current Liabilities. Unbilled revenue included in Other Financial Assets, represents amounts recognised in respect of services performed in accordance with contract terms, not yet billed to customers as at the year end.

x) Significant management judgements in applying accounting policies and estimation uncertainty

When preparing the financial statements, management makes a number of judgments, estimates and assumptions about the recognition and measurement of assets, liabilities, income and expenses. Uncertainty about these assumptions and estimates could result in outcomes that require a material adjustment to the carrying amount of assets or liabilities affected in future periods.

Impairment of non-financial assets

In assessing impairment, management estimates the recoverable amount of each asset or cash-generating unit based on expected future cash flows and uses an interest rate to discount them. Estimation uncertainty relates to assumptions about future operating results and the determination of a suitable discount rate.

Depreciation and useful lives of property, plant and equipment

Property, plant and equipment are depreciated over the estimated useful lives of the assets, after taking into account their estimated residual value. Management reviews the estimated useful lives and residual values of the assets annually in order to determine the amount of depreciation to be recorded during any reporting period. The useful lives and residual values are based on the Company's historical experience with similar assets and take into account anticipated technological changes. The depreciation for future periods is adjusted if there are significant changes from previous estimates.

Recoverability of trade receivable

Judgments are required in assessing the recoverability of overdue trade receivables and determining whether a provision against those receivables is required. Factors considered include the credit rating of the counterparty, the amount and timing of anticipated future payments and any possible actions that can be taken to mitigate the risk of non-payment.

Provisions

Provisions and liabilities are recognized in the period when it becomes probable that there will be a future outflow of funds resulting from past operations or events and the amount of cash outflow can be reliably estimated. The timing of recognition and quantification of the liability require the application of judgment to existing facts and circumstances, which can be subject to change. Since the cash outflows can take place many years in the future, the carrying amounts of provisions and liabilities are reviewed regularly and adjusted to take account of changing facts and circumstances.

Defined benefit obligation (DBO)

Management's estimate of the DBO is based on a number of critical underlying assumptions such as standard rates of inflation, mortality, discount rate and anticipation of future salary increases. Variation in these assumptions may significantly impact the DBO amount and the annual defined benefit expenses.



Defined contribution plan

A) Amount of Rs. 177.15 Lakh (31 March 2019 Rs. 91.20 Lakh) pertaining to employers' contribution to provident fund, pension fund, labour welfare fund and administration charges is recognized as an expense and included in "Employee benefits" in Note 34.

B) Defined benefit plan:

Gratuity plan:

The Company maintains a gratuity provision where in lump sum benefits linked to the qualifying salary and completed years of service with the Company at the time of separation. Every employee who has completed 5 years of continuous service is entitled to receive gratuity at the time of his retirement or separation from the organization whichever is earlier. However the condition of completion of 5 years of service is not applicable where separation is on account of disability or death of an employee. The gratuity benefit that is payable to any employee, is computed in accordance with the provisions of "The Payment of Gratuity Act, 1972".

The Gratuity fund

The following table sets forth the status of the gratuity plan of the Company and the amounts recognised in the Balance Sheet and Statement of Profit and Loss:

Particulars	(Rs. Lakh)	
	For the year ended 31-Mar-20	For the year ended 31-Mar-19
Changes in the present value of defined benefit obligation		
Present value as at the beginning of the year	834.55	600.04
Included in profit and loss account		
-Current service cost	222.36	226.50
-Interest cost	58.42	46.50
-Past Service COST	-	-
-Benefits paid	(5.07)	(0.81)
Included in other comprehensive income		
-Actuarial loss/ (gain) arising from change in		
· financial assumptions	-	-
· experience changes	(232.35)	(37.67)
Present value of the obligation at the end of the year	877.90	834.55

Particulars	As at 31 March 2019	As at 31 March 2018
	Present value of unfunded obligations	877.90
Net liability		
Amounts in Balance Sheet		
Liability	877.91	834.55
Net liability is bifurcated as follows:		
Long term	803.07	773.76
Short term	74.83	60.79
Net liability	877.90	834.55



Principal actuarial assumptions at the balance sheet date are as follows

Economic assumptions:

The principal assumptions are the discount rate and salary escalation rate. The discount rate is generally based upon the market yields available on Government bonds at the accounting date with a term that matches that of the liabilities and the salary growth rate takes account of inflation, seniority, promotion and other relevant factors on long term basis. The assumptions used are summarized in the following table:

	As at 31-Mar-20	As at 31-Mar-19
Discount rate p.a.	7.00%	7.75%
Salary escalation rate p.a.	7.50%	7.50%

Demographic assumptions:

	As at 31-Mar-20	As at 31-Mar-19
Retirement age	58 years	58 years
Mortality	IALM (2006-08) Ultimate table	IALM (2006-08) Ultimate table
Employee turnover	18 - 30 years- 5% 31 - 40 years- 3% 41 - 50 years- 2% 51 and above- 1%	18 - 30 years- 5% 31 - 40 years- 3% 41 - 50 years- 2% 51 and above- 1%

Sensitivity Analysis:

The key actuarial assumption to which the benefit obligation results are particularly sensitive to discount rate and future salary escalation rate. The following table summarizes the impact on the reported defined benefit obligation at the end of the reporting period arising on account of an increase or decrease in the reported assumption by 50 basis points.

Particulars	Year ended 31 March 2020		Year ended 31 March 2019	
	Discount rate	Salary escalation rate	Discount rate	Salary escalation rate
Increase (decrease) on plus 100 bps	798.36	970.00	760.69	920.40
Increase (decrease) on minus 100 bps	(971.40)	(798.01)	(921.05)	(759.90)

Although the analysis does not take account of the full distribution of cash flows expected under the plan, it does provide an approximation of the sensitivity of the assumptions shown

These sensitivities have been calculated to show the movement in defined benefit obligation in isolation and assuming there are no other changes in market conditions at the reporting date





Expected maturity analysis

The expected maturity analysis of defined benefit obligation (in absolute terms, i.e undiscounted) is as follows:

Particulars	As at 31 March 2020	As at 31 March 2019
Less than 1 year	74.83	38.99
1-2 years	93.46	54.54
2-5 years	94.14	98.17
More than 5 years	708.93	491.57

The weighted average duration to the payment of defined benefit obligation is 17 years (31 March 2018: 18)

Risk Analysis:

The above defined benefit plan expose the Company the following risks:

i) Interest rate risk

The defined benefit obligation calculated uses a discount rate based on government bonds. If bond yields fall, the defined benefit obligation will tend to increase.

ii) Salary inflation risk

Higher than expected increases in salary will increase the defined benefit obligation.

iii) Demographic risk:

This is the risk of variability of results due to unsystematic nature of decrements that include mortality, withdrawal, disability and retirement. The effect of these decrements on the defined benefit obligation is not straight forward and depends upon the combination of salary increase, discount rate and vesting criteria. It is important not to overstate withdrawals because in the financial analysis the retirement benefit of a short career employee typically costs less per year as compared to a long service employee.

Fair value measurement

Management uses valuation techniques to determine the fair value of financial instruments (where active market quotes are not available) and non-financial assets. This involves developing estimates and assumptions consistent with how market participants would price the instrument. Management bases its assumptions on observable data as far as possible but this is not always available. In that case management uses the best information available. Estimated fair values may vary from the actual prices that would be achieved in an arm's length transaction at the reporting date.

y) Earnings per share

The Company presents basic and diluted earnings per share data for its equity shares. Basic and diluted earnings per share is calculated by dividing the profit or loss attributable to owners of the equity shares of the Holding Company by the weighted average number of equity shares outstanding during the year.

z) Government Grants

Government grants including any non-monetary grants are recognised where there is reasonable assurance that the grant will be received and all attached conditions will be complied with.

Government grants are recognised in the statement of profit and loss on a systematic basis over the periods in which the related costs, for which the grants are intended to compensate, are recognised as expenses.

Government grants related to property, plant and equipment are presented at fair value and grants are recognised as deferred income.

aa) Exceptional Items

When items of income and expense within statement of profit and loss from ordinary activities are of such size, nature or incidence that their disclosure is relevant to explain the performance of the enterprise for the period, the nature and amount of such material items are disclosed separately as exceptional items.





ab) Events after reporting period

Adjusting events are events that provide further evidence of conditions that existed at the end of the reporting period. The financial statements are adjusted for such events before authorisation for issue.

Non-adjusting events are events that are indicative of conditions that arose after the end of the reporting period. Non-adjusting events after the reporting date are not accounted, but disclosed.

ac) Rounding of amounts

All amounts disclosed in the financial statements and notes have been rounded off to the nearest Lakhs as per the requirement of Schedule III, unless otherwise stated.

2 (B) Critical Accounting Judgements and Key Sources of Estimation Uncertainty

The preparation of the Company's Financial Statements requires management to make judgement, estimates and assumptions that affect the reported amount of revenue, expenses, assets and liabilities and the accompanying disclosures. Uncertainty about these assumptions and estimates could result in outcomes that require a material adjustment to the carrying amount of assets or liabilities affected in next financial years.

a) Recoverability of Trade Receivables

Judgements are required in assessing the recoverability of overdue trade receivables and determining whether a provision against those receivables is required. Factors considered include the credit rating of the counterparty, the amount and timing of anticipated future payments and any possible actions that can be taken to mitigate the risk of non-payment.

b) Provisions

The timing of recognition and quantification of the liability (including litigations) requires the application of judgement to existing facts and circumstances, which can be subject to change. The carrying amounts of provisions and liabilities are reviewed regularly and revised to take account of changing facts and circumstances

c) Global Health Pandemic on COVID-19

The outbreak of COVID-19 pandemic across the globe and in India has contributed to a significant decline and volatility in the global and Indian financial markets and slowdown in the economic activities

The extent to which the COVID-19 pandemic will impact the Company's results will depend on future developments, which are highly uncertain, including, among other things, any new information concerning the severity of the COVID-19 pandemic and any action to contain its spread or mitigate its impact whether government-mandated or elected by the Company. Given the uncertainty over the potential macro-economic condition, the impact of the global health pandemic may be different from that estimated as at the date of approval of these financial results and the Company will continue to closely monitor any material changes to future economic conditions.



3 Property, plant and equipment and capital work-in-progress

a. Property, plant and equipment

Particulars	Tangible assets							Total tangible assets	
	Freehold land	Temporary construction	Buildings	Computers and data processing units	Furniture and fittings	Motor vehicles	Office equipments		Plant and machinery
Balance as at 1 April 2018	1,162.67	12.79	184.91	24.46	18.53	15,919.88	70.07	1,005.98	18,399.28
Additions	-	51.50	-	31.57	76.20	2,137.55	25.89	8.03	2,330.73
Disposals	-	-	-	-	-	(56.05)	-	-	(56.05)
Balance as at 31 March 2019	1,162.67	64.29	184.91	56.03	94.73	18,001.38	95.96	1,014.01	20,673.98
Balance as at 1 April 2019	1,162.67	64.29	184.91	56.03	94.73	18,001.38	95.96	1,014.01	20,673.98
Additions	-	-	-	2.81	0.38	459.97	8.16	142.45	613.77
Disposals	(1.64)	-	-	-	-	(547.19)	-	-	(548.82)
Balance as at 31 March 2020	1,161.03	64.29	184.91	58.84	95.11	17,914.16	104.12	1,156.46	20,738.93
Balance as at 1 April 2018	-	11.83	86.35	16.41	11.42	7,609.18	39.22	425.28	8,199.69
Depreciation during the year	-	16.09	4.96	8.57	6.33	3,056.52	22.91	109.27	3,224.65
Disposals	-	-	-	-	-	(53.78)	-	-	(53.78)
Balance as at 31 March 2019	-	27.92	91.31	24.98	17.75	10,611.92	62.13	534.55	11,370.56
Balance as at 1 April 2019	-	27.92	91.31	24.98	17.75	10,611.92	62.13	534.55	11,370.56
Depreciation during the year	-	23.53	4.65	20.93	20.09	2,377.08	18.28	107.64	2,572.22
Disposals	-	-	-	-	-	(481.27)	-	-	(481.27)
Balance as at 31 March 2020	-	51.45	95.97	45.91	37.85	12,507.73	80.41	642.19	13,461.51
Carrying amount (net)									
Balance as at 31 March 2019	1,162.67	36.37	93.60	31.05	76.98	7,389.46	33.83	479.46	9,303.42
Balance as at 31 March 2020	1,161.03	12.84	88.94	12.93	57.26	5,406.43	23.71	514.27	7,277.42



SINDHU TRADE LINKS LIMITED
Standalone Financial Statements
Notes to the financial statements for the year ended 31st March 2020

5722

(Rs. Lakh)

b. Right to use Asset

The details of right to use assets held by company are as follows:-

Particulars	Addition for the year ended 31st March 2020	Depreciation during the year	Net carrying amount as on 31st March 2020
Building	-	42.57	117.36
Total		42.57	117.36



4 Investment properties	As at 31st March 2020	As at 31st March 2019
Gross Carrying amount		
Opening Gross Carrying Amount	699.81	699.81
Addition during the year		
Closing Gross Carrying Amount	699.81	699.81
Accumulated Depreciation		
Opening Accumulated Depreciation	25.42	12.71
Depreciation Charge	12.71	12.71
Closing Accumulated Depreciation	38.13	25.42
Net Carrying Amount	661.68	674.39
Fair Value	1,689.03	1,737.28
Details of Rental income derived from Investment Property:		
Rental income derived from investment properties	101.81	105.49
Direct operating expenses (including repairs and maintenance) generating rental income	26.42	47.07
Income arising from investment properties before depreciation	75.38	58.42
Depreciation	12.71	12.71
Income arising from investment properties (Net)	62.67	45.71

Premises given on Residential Rental basis


The Company has given Investment properties on residential rental basis. These rental arrangements are for 11 months period.

Estimation of Fair Value

The fair valuation is based on current prices in the active market for similar properties as declared and provided by the management. The main inputs used by the management in determining the fair value are quantum, area, location, demand, restrictive entry to the complex, age of building and trend of fair market rent in village, Garuda Nagar, Dipka area.

5 Investments (non current)	As at 31st March 2020	As at 31st March 2019
a) Investment in equity shares		
i) Unquoted investments in equity instruments of subsidiaries at Cost:		
Hari Bhoomi Communications Private Limited 25,70,700 (Prev Year: 25,70,700) Equity shares fully paid up	2,711.38	2,711.38
Indus Automotives Private Limited 5,15,000 (Prev Year: 5,15,000) Equity shares fully paid up	51.50	51.50
Param Mitra Resources Pte. Ltd 6,86,03,425 (Prev Year: 6,86,03,425) Equity shares fully paid up	43,412.85	43,311.00
Sudha Bio Power Private Limited 90,10,000 (Prev Year: 90,10,000) Equity shares fully paid up	1,100.00	1,100.00
Ocenia Resource Pty Ltd 5,000 (Prev Year: 5,000) Equity shares fully paid up	3.23	3.23
iii) Unquoted investments in equity instruments of associates at Cost:		
Shyam Indus Power Solutions Private Limited 2,37,58,115 (Prev Year: 2,37,58,115) Equity shares fully paid up	9,811.68	9,811.68
Indus Best Mega Food Park Private Limited 84,89,800 (Prev Year: 84,89,800) Equity shares fully paid up	863.98	863.98





(Rs. Lakh)


Note no. 5 Continue..

Investments (non current)	As at 31st March 2020	As at 31st March 2019
Param Mitra Investments Limited 34,86,233 (Prev Year: 34,86,233) Equity shares fully paid up	369.49	369.49
Tandem Commercial Private Limited 18,80,000 (Prev Year: 18,80,000) Equity shares fully paid up	188.00	188.00
iv) Unquoted investments in equity instruments of other companies at FVTPL:		
Indus Portfolio Private Limited 3,43,590 (Prev Year: 3,43,590) Equity shares fully paid up	18.79	24.80
v) Unquoted investments in equity instruments of other companies at FVTOCI:		
Aryan Ispat & Power Pvt Ltd. 58,50,000 (Prev Year: 58,50,00) Equity shares fully paid up	2,954.84	1,494.93
vi) Investment in quoted equity shares at FVTPL:		
Salmik Finance & Industries Limited (Prev Year: 9,03,841) Equity shares fully paid up	-	136.12
Reliance communications pvt ltd 17,951 (Prev Year: 17,951) Equity Shares fully paid up	0.12	0.74
	0.12	
	61,485.86	60,066.85

Note no. 5 Continue..

Investments (non current)	As at 31st March 2020	As at 31st March 2019
b) Investment in associate unquoted preference shares at Cost Indus Best Mega Food Park Private Limited 49,01,860 (Prev Year: 49,01,860) Preference shares fully paid up	490.19	490.19
c) Investment in JV SS Mining JV	375.32	
d) Investment in others unquoted preference shares at FVTOCI		
Aryan Ispat & Power Pvt Ltd. 1,70,000 (Prev Year: 1,70,000) Preference shares fully paid up	85.87	43.44
Shiv Coal Beneficiation & Power Pvt Ltd. 35,40,000 (Prev Year: 35,40,000) preference shares fully Paid up	-	-
e) Investment in others unquoted preference shares at FVTOCI		
Swastic Power & Mineral resources Pvt Ltd 2,12,5000 (Prev Year: NIL) Preference shares fully paid up	233.92	-
	1,185.30	533.63
F) Investment in bonds at Amortised Cost		
Govt of India Bond 2023 Bonds of Face value 100/- each	24.71	24.71
	24.71	24.71
Grand Total	62,695.87	60,625.19





(Rs. Lakh)

6	Loans (Unsecured and considered good at Amortised Cost)	As at 31st March 2020	As at 31st March 2019
	Loan & Advances to Related Parties	22,677.63	14,049.48
		<u>22,677.63</u>	<u>14,849.48</u>
7	Other financial assets (Non-current at Amortised Cost) (Unsecured, considered good unless otherwise stated)	As at 31st March 2020	As at 31st March 2019
	Security deposits		
	- Deposit with Banks (refer note no. 13)	479.20	1,598.03
	-With Others	23.46	21.92
		<u>502.66</u>	<u>1,619.95</u>
8	Refer Note No. 23		
9	Other non current assets(Unsecured, considered good unless otherwise stated)	As at 31st March 2020	As at 31st March 2019
	Predeposit for appeal (Service tax & Customs)	11.81	11.80
	Capital Advance	5.00	5.00
	Balance With Income Tax department	255.10	255.10
		<u>271.91</u>	<u>271.90</u>
10	Inventories(valued at the lower of cost or net realizable value)	As at 31st March 2020	As at 31st March 2019
	Stores & spares	222.43	224.53
	Oil & Lubricants	101.16	33.95
		<u>323.59</u>	<u>258.48</u>





(Rs. Lakh)

	As at 31st March 2020	As at 31st March 2019
11 Trade receivables		
Trade receivables		
Secured and considered good	-	17.08
Unsecured and considered good	16,631.90	17,587.33
	<u>16,631.90</u>	<u>17,604.41</u>
12 Cash, cash equivalents and other bank balances		
Cash and cash equivalents consist of the following:		
Balance with banks:		
-In current accounts	183.10	1,438.11
-In deposit accounts	1,474.39	651.34
Cash in hand	63.98	89.65
	<u>1,721.47</u>	<u>2,179.10</u>
13 Other balances with banks		
Other balances with banks consist of the following:		
Deposit with Banks*	2,846.54	3,007.63
Less : Deposits with banks maturing within 3 months	(1,474.39)	(651.34)
Less : Deposits with banks maturing after 12 months	(479.20)	(1,598.03)
	<u>892.95</u>	<u>758.26</u>
*Hypothecated to Banks for security for Debt Service Reserve Account & others		
14 Financial Assets - Current (at Amortised Cost)		
Loans & ICD		
Loan to Related Parties	-	-
Loan to Other Parties	4,535.38	4,471.15
	<u>4,535.38</u>	<u>4,471.15</u>
15 Financial Assets - Current Investments (At Fair value through Profit and Loss)		
Quoted Equity shares, fully paid-up	6.89	2,138.52
Investment in mutual funds	-	226.31
Refer (Annexure - 1)		
	<u>6.89</u>	<u>2,364.83</u>
16 Other financial assets (current)		
Secured and considered good		
Loan to others	143.00	143.00
Unsecured and considered good		
Unbilled revenue receivable	2,507.55	890.50
Security deposit	160.05	244.85
Advance portion for which value to be received	893.72	1,203.17
Retention Money	1,969.02	1,048.95
Share application money given	250.00	351.85
	<u>5,923.34</u>	<u>3,882.32</u>
17 Other current assets		
Advance to vendors for goods & services	414.54	664.75
Advance to employees	15.75	8.69
Prepaid expenses	124.52	92.88
Unclaimed GST Input	-	15.97
Current tax receivable	1,673.83	3,107.60
	<u>2,228.64</u>	<u>3,889.89</u>



19 Other equity	As at 31st March 2020	As at 31st March 2019
Capital reserve		
Opening balance	76.47	76.47
Add: Addition during the year	-	-
Closing balance	76.47	76.47
Capital redemption reserve		
Opening balance	12.00	12.00
Add: Addition during the year	-	-
Closing balance	12.00	12.00
Securities premium		
Opening balance	7,312.49	7,312.49
Add: Addition during the year	-	-
Closing balance	7,312.49	7,312.49
General reserve		
Opening balance	2,481.33	2,481.33
Add: Addition during the year	-	-
Closing balance	2,481.33	2,481.33
Surplus in the statement of profit and loss		
Opening balance	39,237.32	31,870.54
Add: Profit/(Loss) for the year	5,654.80	7,010.93
Add: Other Comprehensive Income/(Loss) of the year	1,697.62	355.85
Closing balance	46,589.74	39,237.32
Total	56,472.03	49,119.61
20 Borrowings (non-current)	As at 31st March 2020	As at 31st March 2019
Secured Loan		
From banks*	25,277.79	34,074.07
Less: Processing fees pending amortisation	156.45	240.66
Less: Amount disclosed under the head "Other current financial liabilities" (refer note 26)	10,157.90	9,825.41
*Annexure-2 attached	14,963.36	24,008.00
21 Provisions (non-current)	As at 31st March 2020	As at 31st March 2019
-Provision for gratuity	803.07	773.76
	803.07	773.76
22 Other Non Current Liabilities	As at 31st March 2020	As at 31st March 2019
Advance payments received for which value to be given	746.86	1,196.86
Security deposit received	1,251.15	1,250.59
	1,998.01	2,447.45



8 / 23 Deferred tax assets/Liabilities (Net)	As at 31st March 2020	As at 31st March 2019
(i) The analysis of Deferred Tax Assets and Deferred Tax Liabilities is as follows:		
Deferred tax assets arising on account of		
-Provision for gratuity	220.95	291.63
-Property, plant and equipment	303.94	621.21
	<u>524.89</u>	<u>912.84</u>
Deferred tax liability arising on account of		
-Amortisation of Security Deposit	-	0.92
-Measurement of loan at amortised cost	39.37	84.10
-Valuation of Equity shares held as investment	(2.09)	137.20
	<u>37.28</u>	<u>222.22</u>
Net deferred tax asset/(deferred tax liability)	<u>487.61</u>	<u>690.62</u>

(ii) The movement in deferred income tax assets and (liabilities) during the year is as follows:

Movement in deferred tax balances	Net Balance	Recognised in profit or loss	Recognised in OCI	Net Balance	Recognised in profit or loss	Recognised in OCI	Net Balance
	As at 1 April 2018			As at 31 March 2019			As at 31 March 2020
Deferred tax asset							
Provision of gratuity	207.66	97.00	(13.04)	291.63	(12.20)	(58.48)	220.95
Property, plant and equipment	(97.91)	719.12	-	621.21	(317.27)	-	303.94
Amortisation of Security deposit	0.20	(1.12)	-	(0.92)	0.92	-	0.00
-Measurement of loan at Other items	-	-	-	-	-	-	-
Total Deferred tax	109.96	815.00	(13.04)	911.92	(328.54)	(58.48)	524.90
Deferred tax liability							
-Property, plant and equipment	-	-	-	-	-	-	-
Measurement of loan at amortised cost	123.16	(39.07)	-	84.10	(44.72)	-	39.37
Valuation of Equity shares held as investment	98.58	(139.29)	(177.91)	137.20	(139.29)	-	(2.09)
Total Deferred tax liability	221.74	(178.35)	(177.91)	221.30	(184.02)	-	37.28
Deferred tax asset/(liability) (net)	(111.79)	993.34	164.87	690.62	(144.52)	(58.48)	487.61

24 Borrowings (current)	As at 31st March 2020	As at 31st March 2019
Loans repayable on demand (secured):		
Bank overdraft*		
CC from ICICI Bank Limited	500.38	-
CC from Industrial Bank Limited	906.91	988.00
CC from HDFC Bank	1,005.96	991.52
Bills Discounting - HDFC Bank	3,887.50	4,000.00
Unsecured Loans		
ICD taken	1,180.38	464.08
Loan from director	6,495.06	6,888.63
Loan from other	25.50	-
	<u>14,081.59</u>	<u>13,333.03</u>

Footnote:

* Nature of security for cash credits and working capital demand loans

i Cash Credit of Rs. 5,00,37,549 (Prev year: Rs. Nil) from ICICI Bank is secured against Pari passu charge with HDFC Bank & Industrial Bank on the entire stocks of raw material, stores etc and book- debts receivables etc and Second pari passu charge on the property of M/s Sindhu Realtors Ltd. The facility was taken with a limit of Rs. 5 crores from ICICI Bank carries interest rate at MCLR + 3.75% p.a.

ii Cash Credit of Rs. 9,06,90,713 (Prev year: 9,00,80,160) from Industrial Bank is secured through first pari passu charge by way of hypothecation on the entire current assets of the company alongwith the other lenders, i.e. ICICI Bank and HDFC Bank and 2nd charge on the property of the company situated in Tifra, Bilaspur (C.G.). The facility allows to the company to use Rs. 10 Crores for its working capital requirement on a cost of MCLR + 2%.

iii Cash Credit of Rs. 10,05,85,947 (Previous year Rs. 9,91,52,286) and invoice discounting of Rs. 38,87,50,414/- from HDFC Bank is secured by way of first pari passu charge on entire assets of the company along with other lenders i.e. ICICI Bank and Industrial Bank and exclusive charge on land and building of the company situated at Rajender Nagar Chowk, link road, Bilaspur and personal guarantee of Mr Satyapal Sindhu, Mr Rudra Sen Sindhu, and Mr Vrit Pal Sindhu. It carries interest rate at 11.50%.



25 Trade payables	As at 31st March 2020	As at 31st March 2019
Trade payables for goods & services		
Total outstanding dues for Micro, Small & Medium Enterprise *	1,417.85	519.25
Total outstanding dues of other trade payables	9,204.54	6,570.46
	10,622.39	7,089.71

Dues To Micro And Small Enterprises

The Company has certain dues to suppliers registered under Micro, Small and Medium Enterprises Development Act, 2006 ('MSMED Act'). The disclosures pursuant to the said MSMED Act are as follows:

Particulars	As at 31st March 2020	As at 31st March 2019
(a) The principal amount remaining unpaid to any supplier at the end of the year.	1,417.85	519.25
(b) Interest due remaining unpaid to any supplier at the end of the year.	-	-
(c) The amount of interest paid by the buyer in terms of section 16 of the MSMED Act, 2006, along with the amount of the payment made to the supplier beyond the appointed day during the year.	-	-
(d) The amount of interest due and payable for the period of delay in making payment (which have been paid but beyond the appointed day during the year) but without adding the interest specified under the MSMED Act, 2006.	-	-
(e) The amount of interest accrued and remaining unpaid at the end of each accounting year.	-	-
(f) The amount of further interest remaining due and payable even in the succeeding years, until such date when the interest dues above are actually paid to the small enterprise, for the purpose of disallowance of a deductible expenditure under section 23 of the MSMED Act, 2006.	-	-

Disclosure of payable to vendors as defined under the "Micro, Small and Medium Enterprise Development Act, 2006" is based on the information available with the Company regarding the status of registration of such vendors under the said Act, as per the information received from them on requests made by the Company. There are no overdue principal amounts / interest payable amounts for delayed payments to such vendors at the Balance Sheet date. There are no delays in payment made to such suppliers during the year or for any earlier years and accordingly there is no interest paid or outstanding interest in this regard in respect of payment made during the year or on balance brought forward from previous year.

26 Other financial liabilities (current)	As at 31st March 2020	As at 31st March 2019
Current maturities of long term borrowings	10,157.98	9,835.41
Advance from Debtors	622.19	180.01
Retention money from suppliers & Contractors	59.25	58.60
Expenses payable	7,106.49	5,807.33
Dues to employees	626.54	668.54
	18,572.45	16,540.29

27 Other current liabilities	As at 31st March 2020	As at 31st March 2019
Statutory dues payable	2,169.16	1,282.09
	2,169.16	1,282.09

28 Provisions (current)	As at 31st March 2020	As at 31st March 2019
Provision for employee benefits	74.83	60.79
Provision for income tax	1,942.29	3,648.90
	2,017.12	3,709.69



29 Revenue from operations	For the year ended 31st March 2020	For the year ended 31st March 2019
a) Transportations, logistics & Construction		
Construction Receipts	313.10	667.03
Grading Receipts	25.20	25.20
Loading Receipts	7,234.61	9,873.67
Support Services to Mining	19,949.45	16,392.22
Profit on sale of assets	-	0.16
Transportation Receipts	43,470.51	62,554.39
Water Sprinkle Receipts	694.86	685.51
Equipment Hire Receipts	2.25	-
	71,689.98	90,198.18
b) Trading of Oil , Lubricants & Spares		
Sale of diesel, petrol & lubricants	6,836.22	21,716.50
Transportation Receipts	101.55	124.43
Sale of Spare Parts	3,285.20	-
	10,222.97	21,840.93
c) Finance Operations		
Interest Income	2,669.33	1,904.64
Other Financial Services		
Dividend Income	1.89	1.54
Share of profit from JV	325.32	-
Credit Balances written off	61.24	-
Misc. Income	171.37	97.80
	3,229.15	2,003.98
Grand Total	85,142.10	1,14,043.09
30 Other income	For the year ended 31st March 2020	For the year ended 31st March 2019
Other non-operating income		
Foreign exchange gain(Net)	1,708.64	1,045.50
Unwinding of discount on non-current security deposits	1.03	-
Insurance claim received	46.15	1.35
Rental income	146.02	161.07
Profit on sale of asset	244.11	-
	2,145.95	1,207.92
31 Cost of materials and services consumed	For the year ended 31st March 2020	For the year ended 31st March 2019
Construction Charges	304.79	537.11
FoI & HSD	11,756.61	14,814.48
Stores & Spares	1,165.38	4,294.07
Transportation, Loading and Handling Charges paid	37,968.94	49,559.76
Water Tanker Expenses	440.67	392.30
	51,636.39	69,597.72

	For the year ended 31st March 2020	For the year ended 31st March 2019
32 Purchases of Stock in Trade		
Purchase of oil and lubricants	6,611.92	21,083.45
Purchase of Spare parts	6,109.13	-
	12,721.05	21,083.45
33 Changes in inventory of stock-in-trade & finished goods		
Inventories at the beginning of the year	33.95	57.16
- Oil and Lubricants	33.95	57.16
Inventories at the end of the year	247.17	33.95
- Oil and Lubricants	24.74	33.95
- Spare Parts	222.42	-
Decrease / (increase) during the year	(213.22)	23.21
34 Employee benefit expenses		
Salaries, wages and bonus	4,062.48	3,753.97
Contribution to provident and other funds		
-Provident	164.98	66.03
-ESI & NPS fund	12.17	25.17
Workmen and staff welfare expenses	190.06	201.22
Gratuity paid during the year	5.07	0.81
Provision for gratuity	275.70	272.19
Director's remuneration	120.00	120.00
	4,830.46	4,439.38
35 Finance costs		
Interest expense from financial liabilities measured at amortized cost		
Interest & Finance charges Paid	4,857.90	4,957.31
Other borrowing cost		
Processing fees	8.90	326.46
Interest on Lease hold Assets	6.63	-
	4,873.43	5,283.77
36 Depreciation and Amortization Expenses		
Depreciation on property, plant and equipment	2,572.22	3,224.65
Depreciation on investment property	12.71	12.71
Depreciation on Lease hold Asset	42.57	-
	2,627.50	3,237.36


37 Other expenses	For the year ended 31st March 2020	For the year ended 31st March 2019
Advertisement & Publicity Exp.	2.08	2.15
Bank charges	37.00	26.25
Business Promotion Expenses	0.22	0.44
Commission & Brokerage Exp	15.97	33.68
Computer Running & Maintenance	5.79	9.45
Conveyance exp	36.24	38.54
Corporate Social Responsibilities	72.60	73.60
Electricity & Water Expense	19.59	25.73
General Expenses	28.11	52.13
Guest House Expenses	6.38	8.43
Insurance expense	211.70	177.13
Legal & professional charges	281.96	350.34
Listing Fee	4.51	4.45
Loss on Sale of Investment	1,355.66	48.84
Loss on Investment measured at FVTPL	8.32	116.48
Interest & Penalty on Taxes	178.70	40.61
Printing & Stationery	17.63	19.08
Property Tax	10.13	10.13
Rates, fees & Taxes	172.57	258.81
Rent Expenses	35.08	74.70
Unwinding of discount on non-current security deposits	-	2.65
Vehicle Running & Maintenance	250.31	239.26
Office Repair & Maintenance	90.95	200.48
Statutory auditor's remuneration	39.10	35.10
Telephone & Fax Charges	18.26	21.01
Tour & Travelling	29.15	50.17
Freight Charges	15.02	-
Sundry balance written off	16.72	-
	2,959.75	1,919.63
* Statutory Auditor's Remuneration		
Audit fees	39.10	35.10
Total	39.10	35.10



38 Income Taxes Expense	For the year ended	For the year ended
Tax expense/(credit) recognized in the Statement of Profit & Loss:	31st March 2020	31st March 2019
Current Tax		
Current Tax on taxable income for the year	1,926.20	3,648.90
Total current tax expense	1,926.20	3,648.90
Deferred Tax		
Deferred tax charge/ (credit)	144.52	(993.35)
Total deferred income tax expenses/ (credit)	144.52	(993.35)
Income Tax for Earlier Years		
Income tax paid for earlier years	127.17	-
Total income tax expense for earlier years	127.17	-
Total income tax expense	1,943.55	2,655.55

39 Earnings per share	For the year ended	For the year ended 31st
	31st March 2020	March 2019
a. Profit/(loss) attributable to equity holders		
Profit/(loss) attributable to equity holders	5,654.80	7,010.93
b. Weighted average number of equity shares		
Number of equity shares of Rs. 10 each at the beginning of the year	5,13,97,626	5,13,97,626
Number of equity shares of Rs. 10 each at the end of the year	5,13,97,626	5,13,97,626
Weighted average number of equity shares of Rs. 10 each at the end of the year for calculation of basic earnings per share	5,13,97,626	5,13,97,626
c. Basic and diluted earnings per share (a/b)	11.00	13.64
d. Nominal value per share (in Rs.)	10.00	10.00





Annexure-1 to Note 15

(Rs. Lakh)

Particulars	As at 31st March 2020		As at 31st March 2019	
	Units	Amounts	Units	Amounts
Investments measured at Fair Value through Profit & Loss				
Andhra Cement Ltd.	15,000	0.24	15,000	1.46
Aravali Securities & Finance Ltd.	25,000	0.62	25,000	0.85
Ferro Alloys Corporation Ltd.	15,000	0.64	15,000	1.22
RDB Industries Ltd.	5,000	0.90	5,000	1.78
Shree Bhawani Papers Ltd.	40,000	1.55	40,000	1.76
Shree Ram Mills Ltd.	3,000	1.11	3,000	1.11
Shyam Telecom Ltd	10,000	0.65	10,000	2.05
J C T Limited	500	0.00	1,000	0.03
Malwa Cotton Spinning Mills Ltd	200	0.01	200	0.01
Hindustan Motors Ltd.	1,000	0.03	1,000	0.07
I.P. Rings Ltd.	100	0.04	100	0.15
Jagan Hitech Lamps Ltd.	4,700	0.78	4,700	0.75
Standard Capital Markets Ltd.	5,000	0.06	5,000	0.08
Carrier Airconditioning & Refrigeration Ltd.	1,600	0.16	1,600	0.16
IFCI Ltd	2,000	0.08	2,000	0.39
Lakshmi Vilas Bank Ltd.	-	-	29,99,926	2,129.95
Varanium Dynamic Fund	-	-	2,29,211	226.31
Total Current Investments		6.88		2368.13



Annexure-2 to Note 20

(Rs. Lakh)

PARTICULARS	TOTAL LONG-TERM BORROWING		NON-CURRENT PORTION		CURRENT MATURITIES	
	31ST MARCH 2020	31ST MARCH 2019	31ST MARCH 2020	31ST MARCH 2019	31ST MARCH 2020	31ST MARCH 2019
LONG TERM BORROWINGS						
Secured term loans:						
- From banks and financial institutions*	25,277.79	34,074.25	15,119.01	24,248.84	10,157.98	9,825.42
	25,277.79	34,074.25	15,119.01	24,248.84	10,157.98	9,825.42
* Loan from banks as stated above includes the followings:						
Bank/Financial Institution	Facility	Total	Non-current portion		Current maturities	
1 ICICI Bank Limited	Term Loan	10,902.40	8,540.00	10,201.60	2,342.40	2,774.40
2 SRFI Equipment Finance	Commercial Equipment Loan	933.89	-	844.07	89.82	894.43
3 HDFC Bank Limited	Commercial Equipment Loan	-	-	-	-	101.97
4 Kotak Mahindra Bank Ltd.	Loan Against Property	390.13	344.36	488.24	59.06	49.87
5 Industrial Bank Limited	Loan Against Property	-	-	-	-	301.84
6 Kotak Mahindra Prisoer Ltd.	Car Loan- Audi 2	-	-	-	-	19.34
7 HDFC Bank Limited	Commercial Equipment Loan	-	-	-	-	6.98
8 HDFC Bank Limited	Commercial Equipment Loan	-	-	-	-	11.96
9 HDFC Bank Limited	Commercial Equipment Loan	-	-	-	-	12.12
10 SRFI Equipment Finance	Commercial Equipment Loan	-	-	-	-	27.07
11 Tata Capital Financial	Refinance Vehicle Loan	-	-	-	-	-
12 HDFC Bank Limited	Car Loan- Audi	-	-	-	-	4.35
13 HDB Financial Services Ltd.	Refinance Vehicle Loan	-	-	-	-	37.05
14 Tata Capital Financial	Refinance Vehicle Loan	-	-	-	-	128.27
15 ICICI Bank Limited	Term Loan	1,540.00	1,050.00	1,400.00	490.00	540.00
16 Sundaram Finance Ltd.	Refinance Vehicle Loan	2.50	30.93	-	2.50	20.43
17 Sundaram Finance Ltd.	Refinance Vehicle Loan	7.72	47.56	-	7.72	42.42
18 Sundaram Finance Ltd.	Refinance Vehicle Loan	3.00	37.12	-	3.00	34.12
19 Tata Capital Financial Services Ltd.	Refinance Vehicle Loan	23.52	154.86	0.00	23.52	133.34
20 Tata Capital Financial Services Ltd.	Refinance Vehicle Loan	15.31	51.40	-	15.31	74.59
21 Tata Motors Finance Limited	Commercial Equipment Loan	44.46	214.42	(0.00)	44.46	185.76
22 Tata Motors Finance Limited	Commercial Equipment Loan	64.30	247.04	-	64.30	182.74
23 HDFC Bank Limited	Commercial Equipment Loan	21.00	35.32	5.46	21.00	15.53
24 Tata Motors Finance Limited	Commercial Equipment Loan	384.18	629.30	117.70	384.18	245.20
25 Axis Bank Ltd.	Commercial Equipment Loan	55.88	87.73	21.41	55.88	31.85
26 HDFC Bank Limited	Commercial Equipment Loan	573.30	751.34	375.82	573.30	170.84
27 Axis Bank Ltd.	Commercial Equipment Loan	288.39	482.24	110.48	288.39	184.25
28 HDFC Bank Limited	Commercial Equipment Loan	637.00	834.82	422.82	637.00	197.82
29 SRFI Equipment Finance Private Limited	Commercial Equipment Loan	434.96	574.07	285.31	434.94	138.13
30 Tata Capital Financial Services Ltd.	Commercial Equipment Loan	188.27	358.42	-	188.27	220.15
31 HDFC Bank Limited	Commercial Equipment Loan	445.90	584.38	295.42	445.90	138.48
32 Sundaram Finance Ltd.	Commercial Equipment Loan	305.15	482.00	135.79	305.15	156.05
33 Industrial Bank Limited	Commercial Equipment Loan	-	17.86	-	9.69	8.18
34 IDFC Bank Ltd.	Commercial Equipment Loan	125.51	182.09	60.98	125.51	62.60
35 IDFC Bank Ltd.	Commercial Equipment Loan	257.72	380.54	121.46	257.72	124.82
36 Tata Capital Financial Services Ltd.	Commercial Equipment Loan	114.69	229.53	10.39	114.69	114.44
37 HDFC Bank Limited	Commercial Equipment Loan	283.51	316.57	205.75	283.5	53.1
38 Sundaram Finance Ltd.	Commercial Equipment Loan	14.82	27.33	1.19	14.8	12.5
39 SRFI Equipment Finance Private Limited	Commercial Equipment Loan	1,443.68	2,377.25	422.96	1,450.2	1,020.73
40 SRFI Equipment Finance Private Limited	Commercial Equipment Loan	492.11	496.66	489.93	491.7	(5.93)
41 SRFI Equipment Finance Private Limited	Commercial Equipment Loan	866.57	1,262.61	431.67	867.2	395.4
42 Axis Bank Ltd.	Commercial Equipment Loan	44.97	62.32	26.85	45.0	17.4
43 Tata Capital Financial Services Ltd.	Commercial Equipment Loan	67.77	304.09	-	67.8	234.3
44 Tata Motors Finance Limited	Commercial Equipment Loan	69.06	325.70	-	69.1	256.6
45 Tata Capital Financial Services Ltd.	Commercial Equipment Loan	257.06	334.24	188.24	257.1	79.2
46 Tata Capital Financial Services Ltd.	Commercial Equipment Loan	85.79	112.27	62.12	85.8	26.5
47 Axis Bank Ltd.	Commercial Equipment Loan	171.42	225.60	113.02	171.4	54.2
48 Tata Capital Financial Services Ltd.	Commercial Equipment Loan	332.41	508.01	180.13	332.4	172.6
49 Tata Capital Financial Services Ltd.	Commercial Equipment Loan	59.87	149.19	56.50	59.9	49.3
50 Sundaram Finance Ltd.	Commercial Equipment Loan	244.69	344.77	176.44	244.7	90.1
51 Kotak Mahindra Bank Ltd.	Commercial Equipment Loan	230.70	286.25	186.72	230.7	47.5
52 Axis Bank Ltd.	Commercial Equipment Loan	65.71	90.00	47.83	65.5	20.5
53 Sundaram Finance Ltd.	Commercial Equipment Loan	101.06	145.78	51.05	101.1	44.7
54 SRFI Equipment Finance Private Limited	Term Loan	1,560.76	2,500.00	(0.00)	2,500.00	1,560.76
55 Axis Bank	Commercial Equipment Loan	148.19	-	106.10	-	42.10
56 Sundaram Finance Ltd.	Commercial Equipment Loan	246.14	-	175.42	-	70.73
57 Tata Motors Finance Limited	Commercial Equipment Loan	456.11	-	36.54	-	419.57
58 Sundaram Finance Ltd.	Commercial Equipment Loan	191.77	-	164.85	-	26.92
Total	25,277.79	34,074.25	15,119.01	24,248.84	10,157.98	9,825.42



Annexure-2 to Note 20

(Rs. Lakh)

Nature of Security/Guarantee & terms of repayment of principal

S/N	Name of Bank/Financial Institution	Borrower	Repayment of Term Loan	Date of Maturity	Security/Guarantee
1	ICICI Bank Limited	Sindhu Trade Links Ltd.	24 Quarterly Installments	31/03/2023	Equitable Mortgage on Immovable Property & Corporate Guarantee of M/s Four Corner Developers Pvt Ltd and Sindhu Realtors Ltd. and personal guarantee of Capt. R S Sindhu
2	SREI Equipment Finance Private Limited	Sindhu Trade Links Ltd.	47 Monthly Installments	27/07/2021	Equitable Mortgage of immovable property and Personal guarantee of Mrs. Beena Sindhu, Mrs. Elita Sindhu, Capt.R. S. Sindhu, Maj. Satym Pal Sindhu, Sh. Dev Suman Sindhu
3	HDFC Bank Limited	Sindhu Trade Links Ltd.	35 Monthly Installments	20/07/2020	Hypothecation of Equipment and Personal Guarantee of Managing Director Maj. Satyapal Sindhu
4	Kotak Mahindra Bank Ltd.	Sindhu Trade Links Ltd.	170 Monthly Installments	10/01/2024	Equitable Mortgage on Immovable Property of promoters & personal guarantee of Maj. Satym Pal Sindhu
5	Industrial Bank Limited	Sindhu Trade Links Ltd.	42 Monthly Installments	01/06/2019	Equitable Mortgage on Immovable Property of Mrs. Sheela Gehlot & personal guarantee of Mr. Rudra Sen Sindhu and Mrs. Sheela Gehlot.
6	Kotak Mahindra Prime Ltd.	Sindhu Trade Links Ltd.	48 Monthly Installments	05/07/2020	Hypothecation of Car and Personal Guarantee of Managing Director Maj. Satyapal Sindhu
7	HDFC Bank Limited	Sindhu Trade Links Ltd.	35 Monthly Installments	01/04/2019	Hypothecation of Equipment and Personal Guarantee of Managing Director Maj. Satyapal Sindhu
8	HDFC Bank Limited	Sindhu Trade Links Ltd.	35 Monthly Installments	05/07/2019	Hypothecation of Equipment and Personal Guarantee of Managing Director Maj. Satyapal Sindhu
9	HDFC Bank Limited	Sindhu Trade Links Ltd.	35 Monthly Installments	15/04/2019	Hypothecation of Equipment and Personal Guarantee of Managing Director Maj. Satyapal Sindhu
10	SREI Equipment Finance Private Limited	Sindhu Trade Links Ltd.	35 Monthly Installments	03/04/2019	Hypothecation of Equipment and Personal Guarantee of Managing Director Maj. Satyapal Sindhu
11	Tata Capital Financial	Sindhu Trade Links Ltd.	35 Monthly Installments	03/05/2019	Hypothecation of Equipment and Personal Guarantee of Managing Director Maj. Satyapal Sindhu
12	HDFC Bank Limited	Sindhu Trade Links Ltd.	36 Monthly Installments	05/05/2019	Hypothecation of Equipment and Personal Guarantee of Managing Director Maj. Satyapal Sindhu
13	HDB Financial Services Ltd.	Sindhu Trade Links Ltd.	35 Monthly Installments	04/06/2019	Hypothecation of Equipment and Personal Guarantee of Managing Director Maj. Satyapal Sindhu
14	Tata Capital Financial	Sindhu Trade Links Ltd.	35 Monthly Installments	21/09/2019	Hypothecation of Equipment and Personal Guarantee of Managing Director Maj. Satyapal Sindhu & property of Sh. Vrit Pal Sindhu
15	ICICI Bank Limited	Sindhu Trade Links Ltd.	20 Quarterly Installments	30/06/2023	Equitable Mortgage on Immovable Property & Corporate Guarantee of M/s Four Corner Developers Pvt Ltd and Sindhu Realtors Ltd. and personal guarantee of Capt. R S Sindhu
16	Sundaram Finance Ltd.	Sindhu Trade Links Ltd.	35 Monthly Installments	27/04/2020	Hypothecation of Equipment and Personal Guarantee of Managing Director Maj. Satyapal Sindhu
17	Sundaram Finance Ltd.	Sindhu Trade Links Ltd.	35 Monthly Installments	27/04/2020	Hypothecation of Equipment and Personal Guarantee of Managing Director Maj. Satyapal Sindhu
18	Sundaram Finance Ltd.	Sindhu Trade Links Ltd.	35 Monthly Installments	22/04/2020	Hypothecation of Equipment and Personal Guarantee of Managing Director Maj. Satyapal Sindhu
19	Tata Capital Financial Services Ltd.	Sindhu Trade Links Ltd.	35 Monthly Installments	21/05/2020	Hypothecation of Equipment and Personal Guarantee of Managing Director Maj. Satyapal Sindhu
20	Tata Capital Financial Services Ltd.	Sindhu Trade Links Ltd.	35 Monthly Installments	03/06/2020	Hypothecation of Equipment and Personal Guarantee of Managing Director Maj. Satyapal Sindhu
21	Tata Motors Finance Limited	Sindhu Trade Links Ltd.	35 Monthly Installments	02/06/2020	Hypothecation of Equipment and Personal Guarantee of Managing Director Sh. Vir Sen Sindhu
22	Tata Motors Finance Limited	Sindhu Trade Links Ltd.	35 Monthly Installments	07/07/2020	Hypothecation of Equipment and Personal Guarantee of Managing Director Sh. Vir Sen Sindhu
23	HDFC Bank Limited	Sindhu Trade Links Ltd.	47 Monthly Installments	05/07/2021	Hypothecation of Equipment and Personal Guarantee of Managing Director Maj. Satyapal Sindhu
24	Tata Motors Finance Limited	Sindhu Trade Links Ltd.	35 Monthly Installments	11/08/2021	Hypothecation of Equipment and Personal Guarantee of Managing Director Sh. Vir Sen Sindhu
25	Axis Bank Ltd.	Sindhu Trade Links Ltd.	47 Monthly Installments	10/10/2021	Hypothecation of Equipment and Personal Guarantee of Managing Director Maj. Satyapal Sindhu
26	HDFC Bank Limited	Sindhu Trade Links Ltd.	59 Monthly Installments	15/12/2022	Hypothecation of Equipment and Personal Guarantee of Managing Director Maj. Satyapal Sindhu
27	Axis Bank Ltd.	Sindhu Trade Links Ltd.	47 Monthly Installments	20/10/2021	Hypothecation of Equipment and Personal Guarantee of Managing Director Maj. Satyapal Sindhu
28	HDFC Bank Limited	Sindhu Trade Links Ltd.	59 Monthly Installments	15/12/2022	Hypothecation of Equipment and Personal Guarantee of Managing Director Maj. Satyapal Sindhu
29	SREI Equipment Finance Private Limited	Sindhu Trade Links Ltd.	60 Monthly Installments	05/11/2022	Hypothecation of Equipment and Personal Guarantee of Managing Director Maj. Satyapal Sindhu



Annexure-2 to Note 20

(Rs. Lakh)

30	Tata Capital Financial Services Ltd.	Sindhu Trade Links Ltd.	35 Monthly Installments	21/10/2020	Hypothecation of Equipment and Personal Guarantee of Managing Director Maj. Satyapal Sindhu
31	HDFC Bank Limited	Sindhu Trade Links Ltd.	59 Monthly Installments	15/12/2022	Hypothecation of Equipment and Personal Guarantee of Managing Director Maj. Satyapal Sindhu
32	Sundaram Finance Ltd.	Sindhu Trade Links Ltd.	35 Monthly Installments	03/12/2021	Hypothecation of Equipment and Personal Guarantee of Managing Director Maj. Satyapal Sindhu
33	Indusind Bank Limited	Sindhu Trade Links Ltd.	41 Monthly Installments	21/04/2021	Hypothecation of Equipment and Personal Guarantee of Managing Director Maj. Satyapal Sindhu
34	IDFC Bank Ltd.	Sindhu Trade Links Ltd.	47 Monthly Installments	20/01/2022	Hypothecation of Equipment and Personal Guarantee of Managing Director Maj. Satyapal Sindhu
35	IDFC Bank Ltd.	Sindhu Trade Links Ltd.	47 Monthly Installments	20/01/2022	Hypothecation of Equipment and Personal Guarantee of Managing Director Maj. Satyapal Sindhu
36	Tata Capital Financial Services Ltd.	Sindhu Trade Links Ltd.	35 Monthly Installments	09/03/2021	Hypothecation of Equipment and Personal Guarantee of Managing Director Maj. Satyapal Sindhu
37	HDFC Bank Limited	Sindhu Trade Links Ltd.	71 Monthly Installments	05/03/2024	Hypothecation of Equipment and Personal Guarantee of Managing Director Maj. Satyapal Sindhu
38	Sundaram Finance Limited	Sindhu Trade Links Ltd.	35 Monthly Installments	22/04/2021	Hypothecation of Equipment and Personal Guarantee of Managing Director Maj. Satyapal Sindhu
39	SREI Equipment Finance Private Limited	Sindhu Trade Links Ltd.	42 Monthly Installments	05/12/2021	Equitable Mortgage of property belonging to M/s Parushotam Buildwell Pvt. Ltd. And personal Guarantee of Capt. R. S. Sindhu
40	SREI Equipment Finance Private Limited	Sindhu Trade Links Ltd.	42 Monthly Installments	05/12/2021	Registered Mortgage of property belonging to M/s Parushotam Buildwell Pvt. Ltd. And personal Guarantee of Capt. R. S. Sindhu
41	SREI Equipment Finance Private Limited	Sindhu Trade Links Ltd.	42 Monthly Installments	05/01/2022	Equitable Mortgage of property belonging to M/s Parushotam Buildwell Pvt. Ltd. And personal Guarantee of Capt. R. S. Sindhu
42	Axis Bank Ltd.	Sindhu Trade Links Ltd.	47 Monthly Installments	20/06/2022	Hypothecation of Equipment
43	Tata Capital Financial Services Limited	Sindhu Trade Links Ltd.	23 Monthly Installments	03/08/2020	Hypothecation of Equipment and Personal Guarantee of Managing Director Maj. Satyapal Sindhu
44	Tata Motors Finance Ltd.	Sindhu Trade Links Ltd.	24 Monthly Installments	11/06/2020	Hypothecation of Equipment and Personal Guarantee of Managing Director Sh. Vir Sen Sindhu
45	Tata Capital Financial Services Limited	Sindhu Trade Links Ltd.	47 Monthly Installments	03/11/2022	Hypothecation of Equipment and Personal Guarantee of Managing Director Maj. Satyapal Sindhu
46	Tata Capital Financial Services Limited	Sindhu Trade Links Ltd.	47 Monthly Installments	09/11/2022	Hypothecation of Equipment and Personal Guarantee of Managing Director Maj. Satyapal Sindhu
47	Axis Bank Ltd.	Sindhu Trade Links Ltd.	47 Monthly Installments	20/11/2022	Hypothecation of Equipment
48	Tata Capital Financial Services Limited	Sindhu Trade Links Ltd.	35 Monthly Installments	15/11/2021	Hypothecation of Equipment and Personal Guarantee of Managing Director Maj. Satyapal Sindhu
49	Tata Capital Financial Services Limited	Sindhu Trade Links Ltd.	35 Monthly Installments	03/12/2021	Hypothecation of Equipment and Personal Guarantee of Managing Director Maj. Satyapal Sindhu
50	Sundaram Finance Limited	Sindhu Trade Links Ltd.	47 Monthly Installments	22/12/2022	Hypothecation of Equipment and Personal Guarantee of Managing Director Maj. Satyapal Sindhu
51	Kotak Mahindra Bank Limited	Sindhu Trade Links Ltd.	60 Monthly Installments	10/03/2024	Equitable Mortgage on Immovable Property & personal guarantee of Maj. Satya Pal Sindhu
52	Axis Bank Ltd.	Sindhu Trade Links Ltd.	47 Monthly Installments	15/01/2023	Hypothecation of Equipment and Personal Guarantee of Managing Director Maj. Satyapal Sindhu
53	Sundaram Finance Limited	Sindhu Trade Links Ltd.	37 Monthly Installments	22/02/2022	Hypothecation of Equipment and Personal Guarantee of Managing Director Maj. Satyapal Sindhu
54	SREI Equipment Finance Private Limited	Sindhu Trade Links Ltd.	One time after 60 Months	08/03/2024	Subsequent Charge on equipment hypothecated with Srei Equipment Finance Private Ltd.
55	Axis Bank	Sindhu Trade Links Ltd.	47 Monthly Installments	10/05/2023	Hypothecation of Equipment and Personal Guarantee of Managing Director Maj. Satyapal Sindhu
56	Sundaram Finance Ltd.	Sindhu Trade Links Ltd.	47 Monthly Installments	22/04/2023	Hypothecation of Equipment and Personal Guarantee of Managing Director Maj. Satyapal Sindhu
57	Tata Motors Finance Limited	Sindhu Trade Links Ltd.	47 Monthly Installments	10/09/2023	Hypothecation of Equipment and Personal Guarantee of Managing Director Maj. Satyapal Sindhu
58	Sundaram Finance Ltd.	Sindhu Trade Links Ltd.	36 Monthly Installments	22/03/2022	Hypothecation of Equipment and Personal Guarantee of Managing Director Maj. Satyapal Sindhu




(Rs. Lakh)

PARTICULARS	AS AT	AS AT		
	31ST MARCH 2020	31ST MARCH 2019		
40 CONTINGENT LIABILITIES				
(to the extent not provided for)				
A. Outstanding guarantees and counter guarantees to various banks, in respect of the guarantees given by those banks in favor of various government authorities and others				
In respect of subsidiaries of the company:				
i. Param Mitra Coal Resources Pte Ltd. (Corporate Guarantee given Bellorophan Mauritius Ltd (Novated by Chmera Partners Limited) and Newport Advisors Limited of US\$ 5 Million (Prev Year: 69.17), Estimated at exchange rate of 75.39 Rupees per USD)	3,769.50	3,458.57		
ii. Oceania Resources Pte Ltd. (Corporate Guarantee is given of US\$ 63 Million to ICICI Bank (Prev year: US\$ 63 Million), Estimated at exchange rate of 75.39 (Prev. year: 69.17) Rupees per USD)	47,495.70	43,577.92		
iii. SBLC of 16 Million USD (Prev Year 16 Million) from Indusind Bank issued to Param Mitra Resources Pte Ltd. estimated at exchange rate of INR 75.39 (Prev. year 69.17)	12,062.40	11,067.41		
iv. Param Mitra Coal Resources Pte Ltd. (Parent Gaurantee of 30 Million USD issued in favour of Azalea Investment holdings Ltd at exchange rate of INR 75.39 (Previous Year 69.17)	22,617.00	20,751.39		
B. Bank Gaurantee issued by HDFC Bank for various works / Tenders				
Bank Gaurantee No. Issued to	Date	Amount	Amount	
003GT02182120018 South eastern Coal Fields Ltd	31/07/2018	-	762.11	
003GT02182150009 South eastern Coal Fields Ltd	03/08/2018	-	708.81	
003GT02183020001 Haryana Renewable Energy Development Agency	29/10/2018	-	50.00	
003GT02190570013 Oil India Limited	26/02/2019	223.00	223.00	
003GT02192250014 South eastern Coal Fields Ltd	14/08/2019	630.40	-	
003GT02193410002 South eastern Coal Fields Ltd	07/12/2019	754.04	-	
003GT02200210005 South eastern Coal Fields Ltd	21/01/2020	749.22	-	
003GT02200600008 NTPC	29/02/2020	50.00	-	
C. Claims against the Company, not acknowledged as debts[#]				
Forum where Dispute is Pending	Name of Statute	A.Y	Amount	Amount
High Court Delhi	Income Tax Act 1961	2007-08	222.82	222.82
High Court Delhi	Income Tax Act 1961	2008-09	212.63	212.63
High Court Delhi	Income Tax Act 1961	2009-10	268.12	268.12
High Court Delhi	Income Tax Act 1961	2010-11	1,189.34	1,189.34
Principal Commissioner, Custom House Vishakhapatnam	Custom Laws	2015-16	887.32	887.32
Principal Commissioner, Custom House Vishakhapatnam (Penalty)	Custom Laws	2015-16	100.00	100.00
			91,231.50	83,559.44

Claims against the Company, not acknowledged as debts for the year ended March 31, 2020 include demand order received from Principal Commissioner, Custom House Vishakhapatnam for payment of custom duty of Rs. 8,87,32,309 and penalty of Rs. 1,00,00,000. The Company has filled an appeal with CESTAT against the same.





41 Segment reporting:

- A. In accordance with Ind AS 108 'Segment Reporting' on segment reporting as specified in Section 133 of the Companies Act, 2013 read with Rule 7 of the Companies (Accounts) Rule, 2014, the Company has identified three business segments viz. Transportation & Logistics, Oil , Lubricants & Spares and Finance & Investment The above segments have been identified and reported taking into account the differing risks and returns, and the current internal financial reporting systems. For each of the segments, the Chief operating decision maker (CODM) (Chief Financial Officer) reviews internal management reports on at least a quarterly basis. The CODM monitors the operating results separately for the purpose of making decisions about resource allocation and performance assessment.

Segment accounting policies

The accounting principles consistently used in the preparation of the financial statements and consistently applied to record revenue and expenditure in individual segments are as set out in Note 2 to the financial statements. The accounting policies in relation to segment accounting are as under:

(a) Segment assets and liabilities

All segment assets and liabilities have been allocated to the various segments on the basis of specific identification. Segment assets consist principally of property, plant and equipment, capital work in progress, inventories, trade receivables, financial assets, other current assets, other non-current assets and loans. Segment assets do not include unallocated corporate fixed assets, cash and bank balances, advance tax and other assets not specifically identifiable with any segment.


Segment liabilities include all operating liabilities and consist principally of trade payables and accrued liabilities. Segment liabilities do not include borrowings and those related to income taxes.

(b) Segment revenue and expenses

Segment revenue and expenses are directly attributable to the segment and have been allocated to various segments on the basis of specific identification. Segment revenue does not include interest income and other incomes in respect of non-segmental activities. Segment expenses do not include depreciation on unallocated corporate fixed assets, interest expense, tax expense and other expense in respect of non-segmental activities.

Segment revenue, results and capital employed include the respective amounts identifiable to each of the segments. Other unallocable expenditure/assets/liabilities include expenses/assets/liabilities which are not directly identifiable to any business segment.





(Rs. Lakh)

Segment revenue, results and capital employed				
Particulars	Transportation & Logistics	Oil, Lubricants & Spares	Finance & Investment	Total
Segment revenue				
External revenue	71,689.98	10,222.97	3,229.15	85,142.09
	(90,198.18)	(21,840.93)	(2,003.98)	(1,14,043.09)
Total segment revenue	71,689.98	10,222.97	3,229.15	85,142.09
	(90,198.18)	(21,840.93)	(2,003.98)	(1,14,043.09)
Segment results	9,442.83	215.48	833.28	10,491.59
	(12,437.27)	(476.97)	(868.70)	(13,782.95)
Less: Finance cost (taken to unallocated expenses)				4,784.86
				(5,324.38)
Operating profit/(loss)	9,442.83	215.48	833.28	5,706.73
	(12,437.27)	(476.97)	(868.70)	(8,458.58)
Interest and other income				2,145.95
				(1,207.92)
Net profit/(loss) before tax	9,442.83	215.48	833.28	7,852.69
	(12,437.27)	(476.97)	(868.70)	(9,666.49)
Tax expense				2,197.89
				(2,655.55)
Net profit/(loss) after tax				5,654.79
				(7,010.93)
Other comprehensive income/(loss)				1,697.62
				(355.85)
Total comprehensive income/(loss) for the period				7,352.41
				(7,366.78)
Depreciation/ amortization expense	2,509.86	28.45	46.62	2,584.93
	(3,164.23)	(18.75)	(54.39)	(3,237.36)
Unallocated Depreciation/ amortization expense				-
				-
Total Depreciation/ amortization expense	2,509.86	28.45	46.62	2,584.93
	(3,164.23)	(18.75)	(54.39)	(3,237.36)
Non-cash expenses other than depreciation	-	-	-	-
	-	-	-	-
Unallocated non-cash expenses other than depreciation				-
				-
Total non-cash expenses other than depreciation	-	-	-	-
	-	-	-	-

Figures in () are of previous year March, 2019





(Rs. Lakh)

Segment assets and segment liabilities				
Particulars	Transportation & Logistics	Oil, Lubricants & Spares	Finance & Investment	Total
Assets				
Segment assets (Other than Cash and bank balances)	26,293.69 (27,169.94)	1,922.32 (1,828.69)	95,873.61 (87,453.72)	1,24,089.62 (1,16,452.35)
Unallocated corporate assets				2,619.54 (4,053.32)
Cash and bank balances	81.73 (620.98)	11.44 (34.00)	153.97 (2,282.75)	247.14 (2,937.73)
Total assets				1,26,956.30 (1,23,443.40)
Liabilities/ Shareholders' funds				
Segment liabilities	24,156.24 (16,568.33)	3,720.84 (119.17)	34,647.23 (961.82)	62,524.31 (17,649.32)
Unallocated corporate liabilities				2,820.18 (51,534.70)
Share capital				5,139.76 (5,139.76)
Reserves and surplus				56,472.03 (49,119.61)
Total shareholders' funds				61,611.79 (54,259.37)
Segment capital expenditure	2,314.35 (7,251.38)	- (43.49)	16.38 (25.76)	2,330.73 (7,320.63)
Unallocated capital expenditure				- -
Total capital expenditure	2,314.35 (7,251.38)	- (43.49)	16.38 (25.76)	2,330.73 (7,320.63)

Figures in () are as at 31 March 2019

The total of non-current assets other than financial instruments, deferred tax and post employment benefit assets, broken down by location of assets, is shown below:

Particulars	As at 31 March 2020	As at 31 March 2019
India	8,328.37	10,249.72
	8,328.37	10,249.72

The Company derives its 100% revenue from the customers located in India and constitute a single reportable segment for the purpose of geographical segment reporting.

B. Information about major customers

Revenue from transactions with a single external customer amounting to 10 per cent or more of the entity's revenue is given as below:

Business segments	As at 31 March 2020	As at 31 March 2019
Transportation & Logistics		
ACB (India) Limited	24,552.41	30,550.08
South Eastern Coalfield Ltd.	15,309.89	19,709.45
Spectrum Coal And Power Ltd.	7,746.53	-
Oil & Lubricants		
Sainik Mining And Allied Services Limited	3,602.68	1,457.72



42. Financial instruments - Fair values and risk management

1. Credit risk

Credit risk is the risk of financial loss to the Company if a customer or counterparty to a financial instrument fails to meet its contractual obligations resulting in a financial loss to the Company. Credit risk arises principally from trade receivables, loans & advances, cash & cash equivalents and deposits with banks and financial institutions and customers.

Trade receivables

Customer credit risk is managed according to the Company's established policy, procedures and control relating to customer credit risk management. Credit quality of a customer is assessed based on an credit rating scorecard and individual credit limits are defined in accordance with this assessment.

An impairment analysis is performed at each reporting date on an individual basis for major clients. In addition, a large number of minor receivables are grouped into homogenous groups and assessed for impairment collectively.

Cash and cash equivalents

The Company held cash and cash equivalents of Rs. 1721.53 Lakh at 31st March,2020 (Rs. 2179.10 Lakh at 31 March 2019) The cash and cash equivalents are held with bank and financial institution with high rating.

Deposits with banks and financial institutions

Credit risk from balances with banks and financial institutions is managed by the Company's treasury department in accordance with the Company's policy. Investments of surplus funds are made only with approved counterparties and within credit limits assigned to each counterparty.

Credit risk is managed on Company wide basis. For banks/financial institutions, only high rated banks/institutions are accepted.

Loans

The Company has given loans and advances as security deposits. The credit risk is managed by the Company in accordance with the Company's policy.

(i) Exposure to credit risk

The carrying amount of financial assets represents the maximum credit exposure. The maximum exposure to credit risk at the reporting date was:

	As at 31 March 2020	As at 31 March 2019
Financial assets for which loss allowance is measured using 12 months Expected Credit Losses (ECL)		
Cash & cash equivalents	1,721.47	2,179.10
Other Balance With Banks	892.95	758.26
Loans	4,535.38	4,471.15
Other financial assets	5,923.34	3,882.32
Current Investments	6.89	2,364.83
	13,080.03	13,655.66
Financial assets for which loss allowance is measured using Life time Expected Credit Losses (ECL)		
Trade and other receivable	16,631.90	17,604.41
	16,631.90	17,604.41



(ii) Provision for expected credit losses

(a) Financial assets for which loss allowance is measured using 12 month expected credit losses

The Company has assets where the counter- parties have sufficient capacity to meet the obligations and where the risk of default is very low. Accordingly, loss allowance for impairment has not been recognised.

(b) Financial assets for which loss allowance is measured using life time expected credit losses

The Company has customers with strong capacity to meet the obligations and therefore the risk of default is negligible or nil. Further, management believes that the unimpaired amounts that are past due by more than 30 days are still collectible in full, based on historical payment behavior and extensive analysis of customer credit risk. Hence, no impairment loss has been recognised during the reporting periods in respect of trade receivables.

(iii) Ageing analysis of trade receivables

The ageing analysis of the trade receivables is as below:

Ageing	As at 31 March 2020	As at 31 March 2019
0-30 days past due	7,298.19	7,785.53
31-60 days past due	1,920.88	4,480.95
61-90 days past due	798.46	2,010.92
91-180 days	1,323.68	1,739.33
More than 180 days past due	5,290.69	1,587.68
Total	16,631.90	17,604.41

(iv) Reconciliation of impairment loss provisions

There is no impairment loss provisions recognised during the year.



42. Financial instruments – Fair values and risk management (continued)

2. Liquidity risk

Liquidity risk is the risk that the Company will encounter difficulty in meeting the obligations associated with its financial liabilities that are settled by delivering cash or another financial asset. The Company's approach to managing liquidity is to ensure, as far as possible, that it will always have sufficient liquidity to meet its liabilities when due, under both normal and stressed conditions, without incurring unacceptable losses or risking damage to the Company's reputation.

The Company has an appropriate liquidity risk management framework for the management of short, medium and long term funding and liquidity management requirements. The Company manages liquidity risk by maintaining adequate cash reserves, banking facilities and reserve borrowing facilities by continuously monitoring forecast and actual cash flows and matching the maturity profiles of financial assets and liabilities.

The Company's treasury department is responsible for managing the short term and long term liquidity requirements of the Company. Short term liquidity situation is reviewed daily by Treasury. The Board of directors has established policies to manage liquidity risk and the Company's treasury department operates in line with such policies. Any breaches of these policies are reported to the Board of Directors. Long term liquidity position is reviewed on a regular basis by the Board of Directors and appropriate decisions are taken according to the situation.

Typically the Company ensures that it has sufficient cash on demand to meet expected operational expenses for a period of 60 days, including the servicing of financial obligations, this excludes the potential impact of extreme circumstances that cannot reasonably be predicted, such as natural disasters.

The following are the contractual maturities of financial liabilities, based on contractual cash flows:

Contractual maturities of financial liabilities as on 31 March 2020	Not later than one year	Later than one year and not later than five years	Later than five years	Total
Non-derivative financial liabilities				
Term loans from banks	10,157.98	15,119.81		25,277.79
Cash Credit	2,493.14			2,493.14
Bill Discounting	3,887.50			3,887.50
Unsecured Loans	7,700.94			7,700.94
Retention money/security deposits	59.25			59.25
Trade payables	10,622.39			10,622.39
Expenses Payable	7,106.49			7,106.49
Dues to employees	626.54			626.54
Advance from Debtors	622.19			622.19
Total	43,276.43	15,119.81	-	58,396.24

Contractual maturities of financial liabilities as on 31 March 2019	Not later than one year	Later than one year and not later than five years	Later than five years	Total
Non-derivative financial liabilities				
Term loans from banks	9,825.41	24,248.66		34,074.07
Cash Credit	1,980.32			1,980.32
Bill Discounting	4,000.00			4,000.00
Unsecured Loans	7,352.71			7,352.71
Retention money/security deposits	58.60			58.60
Trade and other payables	7,089.71			7,089.71
Expenses Payable	5,807.33			5,807.33
Dues to employees	668.94			668.94
Advance from Debtors	180.01			180.01
Total	36,783.02	24,248.66	-	61,031.67

42. Financial instruments – Fair values and risk management (continued)

3. Market risk

Market risk is the risk that changes in market prices, such as foreign exchange rates, interest rates will affect the Company's income or the value of its holdings of financial instruments. The objective of market risk management is to manage and control market risk exposures within acceptable parameters, while optimising the return.

The Board of directors is responsible for setting up of policies and procedures to manage market risks of the Company. The regular reviews including diversifications of borrowings to mitigate the market risks are carried out considering the rates of interest and other borrowing terms.

Currency risk

The Company has following financial assets/liabilities in foreign currency as at 31 March 2020 & 31 March 2019

Financial Liabilities

Financial Liabilities	31st March 2020	31st March 2019
	Million USD	Million USD
Currency Swap	11.59	12.97
Net Exposure to foreign Currency Risk (Liabilities)	11.59	12.97

Financial Assets


Financial Assets	31st March 2020	31st March 2019
	Million USD	Million USD
Loan given	24.75	18.66
Net Exposure to foreign Currency Risk (Assets)	24.75	18.66

Interest rate risk

The Company is exposed to interest rate risk arising mainly from long term borrowings. The Company is exposed to interest rate risk because the cash flows associated with floating rate borrowings will fluctuate with changes in interest rates.

At the reporting date the interest rate profile of the Company's interest-bearing financial instruments is as follows:

Particulars	As at 31 March 2020	As at 31 March 2019
Financial Assets		
Fixed-rate instruments		
Bank balances other than cash and cash equivalents	1,372.15	2,356.29
Loans	27,213.01	19,320.63
Other financials assets	143.00	143.00
Total	28,728.16	21,819.92
Financial Liabilities		
Fixed-rate instruments		
Unsecured Loans	7,700.94	7,352.71
	7,700.94	7,352.71
Variable-rate instruments		
Secured term loan from bank	25,121.34	33,833.41
Cash Credit	2,493.14	1,980.32
Bill Discounting	3,887.50	4,000.00
	27,614.48	35,813.73
Total	35,315.42	43,166.44



(Rs. Lakh)

Fair value sensitivity analysis for fixed-rate instruments

The Company's fixed rate instruments are carried at amortised cost. They are therefore not subject to interest rate risk, since neither the carrying amount nor the future cash flows will fluctuate because of a change in market interest rates.

Cash flow sensitivity analysis for variable-rate instruments

A change of 50 basis points in interest rates at the reporting date would have increased (decreased) equity and profit or loss by the amounts shown below. This analysis assumes that all other variables, in particular foreign currency rates, remain constant. The analysis is performed on the same basis for the previous year.

Particulars	Profit/ (loss), net of tax	
	50 bp increase	50 bp decrease
31-Mar-20		
Secured term loan from bank	(84.08)	84.08
Cash credit /Bank overdraft	(8.34)	8.34
	(92.42)	92.42
31-Mar-19		
Secured term loan from bank	(117.86)	113.24
Cash credit from bank	(20.75)	6.63
	(138.61)	119.86



43 Fair Value Measurements

(a) Financial instruments by category

Particulars	31 March 2020			31 March 2019		
	Carrying value			Carrying value		
	FVTPL	FVOCI	Amortised Cost	FVTPL	FVOCI	Amortised Cost
Financial assets						
Non-current						
Investment	18.91	3,274.62	59,402.34	161.66	1,494.93	58,968.60
Other financial assets	-	-	502.66	-	-	1,619.95
Loans	-	-	22,677.63	-	-	14,849.48
Current						
Trade receivables	-	-	16,631.90	-	-	17,604.41
Cash and cash equivalents	-	-	1,721.47	-	-	2,179.10
Investment	6.89	-	-	2,364.83	-	-
Loans	-	-	4,535.38	-	-	4,471.15
Other financial assets	-	-	5,923.34	-	-	3,882.32
TOTAL	25.79	3,274.62	1,11,394.72	2,526.49	1,494.93	1,03,575.00
Financial liabilities						
Non Current						
Borrowings	-	-	14,963.36	-	-	24,008.00
Current						
Borrowings	-	-	14,081.59	-	-	13,333.03
Trade payables	-	-	10,622.39	-	-	7,089.71
Other financial liabilities	-	-	18,572.45	-	-	16,540.29
TOTAL	-	-	58,239.81	-	-	60,971.03

(b) Fair value hierarchy

This section explains the judgments and estimates made in determining the fair values of the financial instruments that are measured at amortized cost and for which fair values are disclosed in the financial statements. To provide an indication about the reliability of the inputs used in determining fair value, the company has classified its financial instruments into the three levels prescribed under the accounting standard. An explanation of each level follows underneath the table.

Assets and liabilities which are measured at amortized cost for which fair values are disclosed

Particulars	31 March 2020			31 March 2019		
	Level 1	Level 2	Level 3	Level 1	Level 2	Level 3
Financial assets						
Investment*	7.00	-	3293.41	2,501.69	-	1,563.17
Loans	-	-	27213.01	-	-	19,320.63
Security deposits	-	-	23.46	-	-	21.92
Fixed deposits	-	-	479.20	-	-	1,598.03
Financial liabilities						
Borrowings	-	-	25,121.34	-	-	33,833.41

*Excluding Investments in Subsidiaries, associates and joint venture which is valued at cost

The Company has an established control framework with respect to the measurement of fair values. This includes a valuation team that has overall responsibility for overseeing all significant fair value measurements and reports directly to the Chief finance officer. The valuation team regularly reviews significant unobservable inputs and valuation adjustments. If third party information, such as broker quotes or pricing services, is used to measure fair values, then the valuation team assesses the evidence obtained from the third parties to support the conclusion that these valuations meet the requirements of Ind AS, including the level in the fair value hierarchy in which the valuations should be classified. Significant valuation issues are reported to the Company's audit committee.



Measurement of fair values

The different levels of fair value have been defined below:

Level 1: Level 1 hierarchy includes financial instruments measured using quoted prices. This includes listed equity instruments and traded bonds that have quoted price.

Level 2: The fair value of financial instruments that are not traded in an active market is determined using valuation techniques which maximise the use of observable market data and rely as little as possible on entity specific estimates. If all significant inputs required to fair value an instrument are observable, the instrument is included in level 2.

Level 3: If one or more of the significant inputs is not based on observable market data, the instrument is included in level 3. The fair value of financial assets and liabilities included in Level 3 is determined in accordance with generally accepted pricing models based on discounted cash flow analysis using prices from observable current market transactions and dealer quotes of similar instruments. This level includes derivative MTM : ets/liabilities.

Valuation technique used to determine fair value

Specific valuation technique used to value financial instruments include:

- the use of quoted market prices or dealer quotes for similar instruments
- the fair value of interest rate swaps is calculated as the present value of the estimated future cash flows based on observable yield curves
- the fair value of principal swaps is determined using forward exchange rates at the balance sheet date
- the fair value of the financial instruments is determined using discounted cash flow analysis.

(b) Fair value of financial assets and liabilities measured at amortized cost

Particulars	31 March 2020		31 March 2019	
	Carrying Value	Fair value	Carrying Value	Fair value
Financial assets				
Non-Current				
Investment	62,695.87	62,695.87	60,625.19	60,625.19
Loans	22,677.63	22,677.63	14,849.48	14,849.48
Other financial assets	502.66	502.66	1,619.95	1,619.95
Current				
Trade receivables	16,631.90	16,631.90	17,604.41	17,604.41
Cash and cash equivalents	1,721.47	1,721.47	2,179.10	2,179.10
Investment	6.89	6.89	2,364.83	2,364.83
Loans	4,535.38	4,535.38	4,471.15	4,471.15
Other financial assets	5,923.34	5,923.34	3,882.32	3,882.32
TOTAL	1,14,695.14	1,14,695.14	1,07,596.43	1,07,596.43
Financial liabilities				
Non Current				
Borrowings	14,963.36	14,963.36	24,008.00	24,008.00
Current				
Borrowings	14,081.59	14,081.59	13,333.03	13,333.03
Trade payables	10,622.39	10,622.39	7,089.71	7,089.71
Other financial liabilities	18,572.45	18,572.45	16,540.29	16,540.29
TOTAL	58,239.80	58,239.80	60,971.02	60,971.02

The carrying amounts of trade receivables, trade payables, cash and cash equivalents, bank balances other than cash, deposits with banks and interest accrued but not due and other current financial assets and current financial liabilities, approximates the fair values, due to their short-term nature.

Non current financial assets consists of fixed deposits whose the carrying amounts are equal to the fair values.

For financial assets and liabilities that are measured at fair value, the carrying amounts are equal to the fair values.





44 Financial Risk Management

The Company's principal financial liabilities comprise loans and borrowings in domestic currency, trade payables and other payables. The main purpose of these financial liabilities is to finance the Company's operations. The Company's principal financial assets include loans, trade & other receivables, and cash and short-term deposits that derive directly from its operations.

The Company is exposed to the following risks from its use of financial instruments:

- Credit risk
- Liquidity risk
- Market risk

This note explains the sources of risk which the entity is exposed to and how the entity manages the risk.

Risk	Exposure arising from	Measurement	Management
Credit Risk	Cash and cash equivalents, trade receivables, financial assets measured at amortised cost.	Ageing analysis Credit ratings	Diversification of bank deposits, credit limits and letters of credit
Liquidity risk	Borrowings and other liabilities	Cash flow forecasting Sensitivity analysis	Availability of borrowing facilities
Market risk – interest rate risk	Long-term borrowings at variable rates	Sensitivity analysis	Diversification and regular review of borrowings

Risk management framework

The Company's activities makes it susceptible to various risks. The Company has taken adequate measures to address such concerns by developing adequate systems and practices. The Company's overall risk management program focuses on the unpredictability of markets and seeks to manage the impact of these risks on the Company's financial performance.

The Board of Directors has overall responsibility for the establishment and oversight of the Company's risk management framework. In order to institutionalize the risk management in the Company, an elaborate Enterprise wide Risk Management (ERM) framework has been developed. As a part of the implementation of ERM framework, an Enterprise Risk Management Committee (ERMC) with various Executive Directors as its members has been constituted with an objective to develop and monitor the Company's risk management policies and strengthen the risk management framework. Enterprise risk management committee after deliberations has identified enterprise wide risk and various action plans for short term as well as long term have been formulated to mitigate these risks.

The Committee is also responsible for reviewing and updating the risk profile, monitoring the effectiveness of the risk management framework and reviewing at least annually the implementation of the risk management policy and framework. The Committee reports regularly to the Board of Directors on its activities.

The Company's risk management policies are established to identify and analyse the risks faced by the Company, to set appropriate risk limits and controls, and to monitor risks and adherence to limits. Risk management policies and systems are reviewed regularly to reflect changes in market conditions and the Company's activities. The Company, through its training and management standards and procedures, aims to develop a disciplined and constructive control environment in which all employees understand their roles and obligations.

The Company has policies covering specific areas, such as interest rate risk, credit risk, liquidity risk, and the use of non-derivative financial instruments. Compliance with policies and exposure limits is reviewed on a continuous basis.



45 Capital Management

The Company's objectives when managing capital are to:

- safeguard its ability to continue as a going concern, so that it can continue to provide returns for shareholders and benefits for other stakeholders and
- maintain an appropriate capital structure of debt and equity.

The Board of Directors has the primary responsibility to maintain a strong capital base and reduce the cost of capital through prudent management of deployed funds and leveraging opportunities in domestic and international financial markets so as to maintain investor, creditor and market confidence and to sustain future development of the business. The Board of Directors monitors the return on capital, which the Company defines as result from operating activities divided by total shareholders' equity. The Board of Directors also monitors the level of dividends to equity shareholders.

In order to achieve the overall objective, the company's capital management, amongst other things, aims to ensure that it meets financial covenants attached to the interest bearing loans and borrowings that define capital structure requirements. Breaches in meeting the financial covenants would permit the bank to immediately call loans and borrowings. There have been no breaches in the financial covenants of any interest-bearing loans and borrowings in the current period

The Company monitors capital, using a medium term view of three to five years, on the basis of a number of financial ratios generally used by industry and by the rating agencies.

The Company monitors capital using gearing ratio which is net debt divided by total equity. Net debt comprises of long term and short term borrowings. Equity includes equity share capital and reserves that are managed as capital. The gearing ratio at the end of the reporting periods was as follows:

	As at 31 March 2020	As at 31 March 2019
Total debts	39,202.93	47,166.44
Total equity	61,611.79	54,259.37

Net debt to equity ratio 0.64 0.87





(Rs. Lakh)


46. Related party disclosures

As per Ind AS 24, the disclosure of transactions with related parties are given below:

(a) List of related parties where control exists and also other related parties with whom transaction have taken place

Sr.No	Relationship	Name of Related Parties
1	Parent Company	NIL
2	Subsidiaries	Hari Bhoomi Communications Private Limited Indus Automotives Private Limited Param Mitra Resources Pte Limited Sudha Bio Power Private Limited
3	Fellow Subsidiaries	Legend Travels Pvt Ltd Dragon Power Investments Limited Oceania Resources Pty Limited Param Mitra Coal Resources Pte Limited Param Mitra Coal Resources One Pte Limited Param Mitra Coal Resources Two Pte Limited Param Mitra Power Pte Limited Unity Holding Business Singapore Pte Limited Pt. Param Mitra Coal Movers Pte Limited Pt. Param Mitra Coal Resources Pt. Brilian Alam Sejahtera Pt. Krida Makmur Bersama Pt. Rencana Mulia Baratama Pt. Global Bumi Lumbung Pt. Jaya Jasmandiri Pt. Indo Bara Pratama
4	Associates	Shyam Indus Power Solutions Pvt Ltd Indus Best Mega Food Park Private Limited Param Mitra Investments Limited Tandem Commercial Private Limited
5	Key Management Personnel	Vir Sen Sindhu Satya Pal Sindhu Vikas Singh Hooda Suchi Gupta






(Rs. Lakh)

List of related parties Continue...	
6	<p>Relatives to Key Management Personnel</p> <p>Rudra Sen Sindhu Vrit Pal Sindhu Abhimanyu Sindhu Anika Sindhu Dey Suman Sindhu Mitter Sen Sindhu (HUF) Parameshwari Devi Rachna Sindhu Rudra Sen Sindhu -HUF Samriti Sindhu Saroj Sindhu Satyapal Sindhu- HUF Saurabh Sindhu Saurabh Sindhu-HUF Sonal Sindhu Shahista Sindhu Shashi Sindhu Shaurya Sindhu Shweta Sindhu Smriti Sindhu Sonyvir Sindhu Sumati Sindhu Sunmegha Sindhu Surbhi Sindhu Usha sindhu Vir Sen Sindhu- HUF Vrit Pal Sindhu - HUF Abhimanyu Sindhu-HUF Sarvesh Sindhu Ekta Sindhu Shreya Sindhu Satvik Sindhu Sonal Sindhu</p>
7	<p>Others Related Parties (Key Management Personnel and their relatives having substantial interest)</p> <p>ACB India Limited Adarsh Infraventure Private limited B and S Realtors Private Limited Chhattisgarh Land And Building Developers Pvt Ltd Indus Automobiles Private Limited Indus Infra Built Private Limited Indus Infra Development Private Limited Indus Portfolio Private Limited NU Edge Infra solutions LLP One Point Realty Private Limited Sainik Mining and Allied Services Limited Seven Seas Fashion Private Limited Sindhu Farms Private Limited Sindhu Realtors Limited Kartikay Exploration and Mining services Pvt Ltd Paramitra Holdings Limited Aryan Ispat and Power Limited S3H Realty Pvt Ltd Sindhu Education Foundation Trust Indus Education and Research Trust Param Mitra Manav Nirman Sansthan V. V. Transport M. S. & Soms S. S. Transport</p>






(Rs. Lakh)

(b) Transactions/outstanding balances during the year with related parties :

The Company has entered into transactions with related parties at listed below. The Board considers such transactions to be in normal course of business:-

Particulars	Subsidiaries	Associates	KMP	Relatives of KMP	Others	Total
Transactions during the year						
Construction Receipts	-	-	-	-	242.25	242.25
					(135.24)	(135.24)
Loading Receipts	13.35	-	-	-	6,913.34	6,926.69
	(13.35)	-	-	-	(8,043.21)	(8,056.56)
Support service to mining Receipts	-	-	-	-	6,052.70	6,052.70
	-	-	-	-	(4,806.17)	(4,806.17)
Transportation Receipts	-	-	-	-	27,404.69	27,404.69
	-	-	-	-	(27,125.60)	(27,125.60)
Water Sprinkle Receipts	-	-	-	-	660.00	660.00
	-	-	-	-	(525.00)	(525.00)
Sale of Diesel, Petrol & Lubricants	-	-	-	-	3,842.13	3,842.13
	-	-	-	-	(15,371.79)	(15,371.79)
Sale of Investments	-	-	-	40.93	-	40.93
	-	-	-	(39.80)	-	(39.80)
Interest Income	1,900.87	-	-	-	-	1,900.87
	(1,322.58)	-	-	-	(31.63)	(1,354.21)
Dividend Income	-	-	-	-	1.45	1.45
	-	-	-	-	(1.45)	(1.45)
Rental Income	1.98	2.40	-	-	86.02	90.40
	(9.71)	(2.40)	-	-	(78.53)	(90.64)
Purchase of Diesel, Petrol & Lubricants	-	-	-	-	3,137.46	3,137.46
	-	-	-	-	(7,500.69)	(7,500.69)
Purchase of Tyre, Lubricants & Spares	426.72	-	-	-	-	426.72
	(1,723.94)	-	-	-	-	(1,723.94)
Transportation Charges paid	-	-	414.00	7,672.00	5,386.00	13,472.00
	-	-	(835.00)	(9,177.00)	(7,833.00)	(17,845.00)
Salary/Director Remuneration	-	-	153.29	-	-	153.29
	-	-	(152.41)	-	-	(152.41)
Interest Paid	-	-	616.50	139.24	5.04	760.78
	-	-	(344.62)	(42.13)	(174.64)	(561.39)
Rent Paid	-	-	-	4.80	7.74	12.54
	-	-	-	(4.80)	(7.74)	(12.54)
Advertisement & Publicity	1.70	-	-	-	-	1.70
	(1.14)	-	-	-	-	(1.14)
Support service to mining charges paid	-	-	-	-	6,336.81	6,336.81
	-	-	-	-	(3,836.68)	(3,836.68)
Hiring charges Paid	-	-	-	-	-	-
	-	-	-	-	(36.85)	(36.85)
Grading Receipts	-	-	-	-	25.20	25.20
	-	-	-	-	-	-
Loading Charges	-	-	-	-	5.78	5.78
	-	-	-	-	-	-
sale of motor vehicle	-	-	-	-	27.00	27.00
	-	-	-	-	-	-
sale of spares	1.07	-	-	-	871.39	872.46
	-	-	-	-	-	-
CSR Expenses	-	-	-	-	72.60	72.60
	-	-	-	-	(73.60)	(73.60)
Inter Corporate Deposit/Unsecured Loan taken	-	-	4,893.50	1,315.50	1,408.60	7,617.60
	-	-	(5,555.00)	(2,352.80)	(914.29)	(8,822.09)
Inter Corporate Deposit/Unsecured Loan taken	-	-	5,253.88	2,003.36	448.60	7,705.84
	-	-	(3,819.12)	(1,109.96)	(3,689.65)	(8,618.73)
Advances Received	-	-	-	-	-	-
	-	-	-	-	(0.11)	(0.11)
Advances Received repaid	-	-	-	-	-	-
	-	-	-	-	(1.69)	(1.69)
Investment	101.85	-	-	-	-	101.85
	(5,580.24)	(730.19)	-	-	-	(6,310.43)
Disinvestment	-	-	-	-	-	-
	-	-	-	-	-	-





(Rs. Lakh)

(b) Transactions with related parties continue..

Particulars	Subsidiaries	Associates	KMP	Relatives of KMP	Others	Total
Share Application Money Given	-	-	-	-	-	-
	(101.85)	(250.00)				(351.85)
Share Application Money Given Refunded	-	-	-	-	-	-
Inter Corporate Deposit & Loan Given	4,218.65	-	-	-	-	4,218.65
	(2,976.01)	-	-	-	(50.00)	(3,026.01)
Inter Corporate Deposit & Loan Given received back	-	-	-	-	-	-
	(4,044.00)	-	-	-	(405.22)	(4,449.22)
Advances Given	-	-	-	-	56.75	56.75
	-	-	-	-	(13.24)	(13.24)
Advances Given received back	-	-	-	-	61.04	61.04
	-	(54.53)	-	-	(166.38)	(220.91)

Outstanding balances as at year end

Inter corporate deposit received	-	-	-	-	973.48	973.48
	-	-	-	-	(8.95)	(8.95)
Unsecured Loan	-	-	5,545.84	974.72	-	6,520.56
	-	-	(5,351.36)	(1,537.26)	-	(6,888.63)
Trade Payables	1,220.11	-	-	-	4,765.50	5,985.62
	(2,199.12)	-	-	-	(1,744.36)	(3,943.49)
Transport Charges payable	-	-	151.00	1,396.00	228.00	1,775.00
	-	-	(96.21)	(923.24)	(122.80)	(1,142.24)
Inter Corporate Deposits Given	19,923.50	-	-	-	-	19,923.50
	(13,803.98)	-	-	-	-	(13,803.98)
Trade Advance	-	-	-	-	-	-
	-	-	-	-	-	-
Share Application Money given	-	250.00	-	-	-	250.00
	(101.85)	(250.00)	-	-	-	(351.85)
Advances Given	-	-	-	-	247.13	247.13
	-	-	-	-	(251.42)	(251.42)
Trade Receivable	32.65	0.54	9,660.48	-	-	9,693.67
	(6.34)	-	-	-	(7,153.42)	(7,159.76)

Figures in () are as at 31st March, 2018

(c) Compensation of key Managerial Personnel

The remuneration of director and other member of key managerial personnel during the year was as follows:

	2019-20	2018-19
Short Term Benefits	153.29	152.41
Total	153.29	152.41

47 In accordance with the Ind AS-17 on 'Leases', the following disclosure in respect of Operating Leases is made.

The obligations on long-term operating leases payable as per the rentals stated in the respective agreements are as follows:

Futue minimum lease payable	31st March 2020	31st March 2019
Not later than 1 year	49.20	49.20
Later than 1 year and not later than 5 years	117.26	170.56
Later than 5 years	-	-

The operating lease arrangements, are renewable on a periodic basis and for most of the leases extend up to a maximum of 9 years from their respective dates of inception and relates to rented premises. Some of these lease agreements have price escalation clauses.





(Rs. Lakh)

48 Corporate Social responsibility (CSR)

- a) CSR Amount required to be spent as per section 135 of companies act , 2013 read with schedule VII thereof by the company during the year is Rs 196.09 Lakh(previous year Rs 206.15 Lakh).
- b) Expenditure related to corporate social responsibility is Rs 72.60 Lakh (previous year 73.60 Lakh).

Details of amount spent towards CSR given below:

Particulars	2019-20	2018-19
Environment Conservation & Sustainability		
Education	72.60	73.60
Total	72.60	272.10

- 49 In the opinion of the management, the value on realisation of current assets, loans & advances in the ordinary course of business would not be less than the amount at which they are stated in the Balance Sheet and provisions for all known liabilities has been made. Further Debit and Credit balances are subject to confirmations.

50 Previous Year Figures have been regrouped and rearranged wherever necessary in line with Ind AS

51 The Financial Statements were authorised for issue by the directors on 1st September,2020

As per our report of even date attached

For Divyank Khullar & Associates

Chartered Accountants

Firm Registration No.: 025755N

Divyank Khullar

Divyank Khullar

Proprietor

Membership No.: 528399

Place :New Delhi

Date: 02/09/2020

UDIN: 20528399AAAABZ6743



For and on behalf of the Board of Directors

Satya Pal Sindhu
Satya Pal Sindhu
 Managing Director
 DIN : 00218355

Vikas Hooda
Vikas Hooda
 Chief Financial Officer
 PAN: AATPH4946B

Rudra Sen Sindhu
Rudra Sen Sindhu
 Director
 DIN: 00006999

Suchi Gupta
Suchi Gupta
 Company Secretary
 M. No.: 26066

Independent Auditors' Report

To the Members of Sindhu Trade Links Limited

Report on the Audit of the Consolidated Financial Statements

Disclaimer of Opinion

We have audited the accompanying consolidated financial statements of **Sindhu Trade Links Limited** (hereinafter referred to as the "Holding Company"). We did not audit the standalone financial statement of four subsidiaries and four associates (the Holding Company, its subsidiaries and associates together referred to as "the Group), which comprise the consolidated balance sheet as at 31 March 2020, the consolidated statement of Profit and Loss, (*consolidated statement of changes in equity*) and consolidated statement of cash flows for the year then ended, and notes to the consolidated financial statements, including a summary of significant accounting policies (hereinafter referred to as the "Consolidated Financial Statements").

We do not express an opinion on the accompanying consolidated financial statements of the Group. Because of the significance of the matter described in the Basis for Disclaimer of Opinion section of our report, we have not been able to obtain sufficient appropriate audit evidence to provide a basis for an audit opinion on these consolidated financial statements.

Basis for Disclaimer of Opinion

We did not audit the financial statement of its foreign subsidiary whose financial statements reflect total assets of Rs 3,67,500 Lakh and net assets of Rs 1,44,367 Lakh as at 31 March 2020, total comprehensive loss of Rs 15,026 Lakh for the year ended on that date, as considered in the consolidated financial statements. These financial statements are unaudited and have been furnished to us by the management, our opinion on the consolidated financial statements in so far it relates to the amounts and disclosures included in respect of this subsidiary and our report in terms of sub-section (3) and (11) of section 143 of the Companies Act 2013, in so far as it relates to the aforesaid subsidiary, is based solely on such unaudited financial statement. Forming disclaimer of opinion is based on the fact that these financial statements/financial information are material to the group and any adjustment upon audit by the respective auditor to the unaudited financial statements/Financial information could have consequential effects on the consolidated Financial statements.

Key Audit Matters

Key audit matters are those matters that, in our professional judgment, were of most significance in our audit of the consolidated financial statements of the current period. These matters were addressed in the context of our audit of the consolidated financial statements as a whole, and in forming our opinion thereon, and we do not provide a separate opinion on these matters. We have determined the matters described below to be the key audit matters to be communicated in our report.

1. Key Audit Matter

Investments

The Group has invested in equity and preference shares and government bonds as well, the carrying amount of which is provided in Note 6 and Note 15 according to the Ind AS 32, 107 and 109.

Considering the materiality of the amounts involved, the significant management judgment is required in estimating the quantum of diminution in the value of investments and such estimates and judgments being inherently subjective, this matter has been identified as a key audit matter which is described in Note 2(j) to the consolidated financial statements..



Auditor's Response

Our audit procedures assessed the appropriateness of methodology and valuation model used by management to estimate the value of investments.

Based on our procedures & detailed analysis of Ind AS 32, 107 and 109, we considered the adequacy of disclosures in respect of investments in the notes to the consolidated financial statements.

2. Key Audit Matter

Evaluation of Uncertain Tax Positions & Other Contingent Liabilities

The Group has material uncertain tax positions including matters under dispute which involves significant judgment to determine the possible outcome of these disputes.

The Group also has material contingent liabilities including outstanding guarantees, counter guarantees and omnibus counter guarantees to various banks and claims against the Group under dispute which involves significant judgment to determine the possible outcome of these disputes as mentioned in Note 38 to the consolidated financial statements.

Auditor's Response

Obtained details of completed tax assessments and demands till the year ended March 31, 2020 from the management. We involved our experts to challenge the management's underlying assumptions in estimating the tax provision and the possible outcome of the disputes. Our experts also considered legal precedence and other rulings in evaluating management's position on these uncertain tax positions.

Our audit procedure on contingent liabilities included –

- Obtaining an understanding of the systems and controls implemented by management for recognizing the guarantees.
- Evaluation of purposes for which the various bank guarantees are provided.
- Our experts read and analysed external legal opinions/ consultations by management for the disputes pending in various forums.
- Discussed with appropriate senior management regarding the claims against the group and assessment orders.
- Assessed management's estimate of the possible outcome of the disputed cases.

3. Key Audit Matter

Related Party Transactions

During the year, the Group has generated major portion of revenue and has incurred significant amount of expense with the related parties.

Ind AS 24 "Related Party Disclosures", requires substantive disclosures for the related party transactions which are disclosed in Note 48 to the consolidated financial statements.

Determination of substance of the transactions and transaction price for such related party transactions is a key audit matter considering the significance of the transaction value and the significant judgments involved in determining the transaction value.

Auditor's Response

- Our audit procedures included considering the compliance with the various requirements for entering in to such related party transactions.
- We performed test of controls over related party transactions through inspection of evidence of performance of these controls.
- We performed the following tests of details:
 - We have evaluated the relevant work orders and market price.



- o We have read the approvals obtained from Audit Committee, Board of Directors and Shareholders for the transactions.

We have assessed the disclosures to be made in accordance with Ind AS 24 "Related Party Disclosures".

Information Other than the Consolidated Financial Statements and Auditor's Report Thereon

The Holding Company's management and Board of Directors are responsible for the other information. The other information comprises the information included in the Holding Company's Annual Report, but does not include the financial statements and our auditors' report thereon.

Our opinion on the consolidated financial statements does not cover the other information and we do not express any form of assurance conclusion thereon.

In connection with our audit of the consolidated financial statements, our responsibility is to read the other information and, in doing so, consider whether the other information is materially inconsistent with the consolidated financial statements or our knowledge obtained during the course of our audit or otherwise appears to be materially misstated.

If, based on the work we have performed, we conclude that there is a material misstatement of this other information, we are required to report that fact. We have nothing to report in this regard.

Responsibilities of Management and Those Charged with Governance for the Consolidated Financial Statements

The Holding Company's Board of Directors is responsible for the matters stated in Section 134(5) of the Act with respect to preparation of these consolidated financial statements that give a true and fair view of the consolidated financial position, consolidated financial performance, consolidated total comprehensive income, consolidated changes in equity and consolidated cash flows of the Group in accordance with the Ind AS and other accounting principles generally accepted in India. The respective Board of Directors of the companies included in the Group are responsible for maintenance of the adequate accounting records in accordance with the provisions of the Act for safeguarding the assets of the Group and for preventing and detecting frauds and other irregularities; selection and application of appropriate accounting policies; making judgments and estimates that are reasonable and prudent; and design, implementation and maintenance of adequate internal financial controls, that were operating effectively for ensuring the accuracy and completeness of the accounting records, relevant to the preparation and presentation of the consolidated financial statements that give a true and fair view and are free from material misstatement, whether due to fraud or error.

In preparing the consolidated financial statements, the respective Board of Directors of the companies included in the Group are responsible for assessing the Group's ability to continue as a going concern, disclosing, as applicable, matters related to going concern and using the going concern basis of accounting unless management either intends to liquidate the Group or to cease operations, or has no realistic alternative but to do so.

The respective Board of Directors of the companies included in the Group are also responsible for overseeing the financial reporting process of the Group.

Auditor's Responsibilities for the Audit of the Consolidated Financial Statements

Our objectives are to obtain reasonable assurance about whether the consolidated financial statements as a whole are free from material misstatement, whether due to fraud or error, and to issue an auditor's report that includes our opinion. Reasonable assurance is a high level of assurance, but is not a guarantee that an audit conducted in accordance with SAs will always detect a material misstatement when it exists. Misstatements can arise from fraud or error and are considered material if, individually or in the aggregate, they could reasonably be expected to influence the economic decisions of users taken on the basis of these consolidated financial statements.



As part of an audit in accordance with SAs, we exercise professional judgment and maintain professional scepticism throughout the audit. We also:

- Identify and assess the risks of material misstatement of the consolidated financial statements, whether due to fraud or error, design and perform audit procedures responsive to those risks, and obtain audit evidence that is sufficient and appropriate to provide a basis for our opinion. The risk of not detecting a material misstatement resulting from fraud is higher than for one resulting from error, as fraud may involve collusion, forgery, intentional omissions, misrepresentations, or the override of internal control.
- Obtain an understanding of internal control relevant to the audit in order to design audit procedures that are appropriate in the circumstances. Under Section 143(3)(i) of the Act, we are also responsible for expressing our opinion on whether the entity has adequate internal financial controls system in place and the operating effectiveness of such controls.
- Evaluate the appropriateness of accounting policies used and the reasonableness of accounting estimates and related disclosures made by management.
- Conclude on the appropriateness of management's use of the going concern basis of accounting in preparation of consolidated financial statements and, based on the audit evidence obtained, whether a material uncertainty exists related to events or conditions that may cast significant doubt on the appropriateness of this assumption. If we conclude that a material uncertainty exists, we are required to draw attention in our auditors' report to the related disclosures in the consolidated financial statements or, if such disclosures are inadequate, to modify our opinion. Our conclusions are based on the audit evidence obtained up to the date of our auditors' report. However, future events or conditions may cause the Group (Holding company and subsidiaries) to cease to continue as a going concern.
- Evaluate the overall presentation, structure and content of the consolidated financial statements, including the disclosures, and whether the consolidated financial statements represent the underlying transactions and events in a manner that achieves fair presentation.
- Obtain sufficient appropriate audit evidence regarding the financial information of such entities or business activities within the Group to express an opinion on the consolidated financial statements. We are responsible for the direction, supervision and performance of the audit of financial information of such entities.

We believe that the audit evidence obtained by us is sufficient and appropriate to provide a basis of *Disclaimer of audit opinion* on the consolidated financial statements.

We communicate with those charged with governance of the Holding Company and such other entities included in the consolidated financial statements of which we are the independent auditors regarding, among other matters, the planned scope and timing of the audit and significant audit findings, including any significant deficiencies in internal control that we identify during our audit.

We also provide those charged with governance with a statement that we have complied with relevant ethical requirements regarding independence, and to communicate with them all relationships and other matters that may reasonably be thought to bear on our independence, and where applicable, related safeguards. From the matters communicated with those charged with governance, we determine those matters that were of most significance in the audit of the consolidated financial statements of the current period and are therefore the key audit matters. We describe these matters in our auditors' report unless law or regulation precludes public disclosure about the matter or when, in extremely rare circumstances, we determine that a matter should not be communicated in our report because the adverse consequences of doing so would reasonably be expected to outweigh the public interest benefits of such communication.

Our responsibility is to conduct an audit of the Group's consolidated financial statements in accordance with Standards on Auditing and to issue an auditor's report. However, because of the matter described in the *Basis for Disclaimer of Opinion* section of our report, we were not able to obtain sufficient appropriate audit evidence to provide a basis for an audit opinion on these consolidated financial statements so far it relates to the matter described in the *Basis of Disclaimer of Opinion* section of our report.

We are independent of the Group in accordance with the Code of Ethics and provisions of the Companies Act, 2013 that are relevant to our audit of the consolidated financial statements in India under the Companies Act,



2013, and we have fulfilled our other ethical responsibilities in accordance with the Code of Ethics and the requirements under the Companies act, 2013.

Other Matters

a) We did not audit the financial statements / consolidated financial statements of three subsidiaries, whose financial statements / consolidated financial statements (before eliminating inter company balances) reflects total assets of Rs 19,648 lakhs and net assets of Rs 9,280 lakhs as at 31 March 2020, total revenues (before eliminating inter company transactions) of Rs 18,752 lakhs and net cash inflows amounting to Rs 71.53 lakhs for the year ended on that date, as considered in the consolidated financial statements. The consolidated financial statements also include the Group's share of net Losses (including other comprehensive income) of Rs 366.48 lakhs (before eliminating inter company transactions) for the year ended 31 March 2020, as considered in the consolidated financial statements, in respect of three associates, whose financial statements / consolidated financial statements have not been audited by us.

These financial statements/ consolidated financial statements have been audited by other auditors whose reports have been furnished to us by the management and our opinion on the consolidated financial statements, in so far as it relates to the amounts and disclosures included in respect of these subsidiaries and associates, and our report in terms of sub-section (3) of Section 143 of the Act, in so far as it relates to the aforesaid subsidiaries and associates, is based solely on the reports of the other auditors.

Our opinion above on the consolidated financial statements, and our report on other legal and regulatory requirements below, are not modified in respect of the above matters with respect to our reliance on the work done by and the reports of the other auditors.

b) We did not audit the financial information of one foreign subsidiary, whose financial information (before eliminating inter company balances) reflects total assets of Rs 3,67,500 lakhs and net assets of Rs 1,44,367 lakhs as at 31 March 2020, total revenues (before eliminating inter company transactions) of Rs 17,429 lakhs and net cash inflows amounting to Rs 848.86 lakhs for the year ended on that date, as considered in the consolidated financial statements. These financial information are unaudited and have been furnished to us by the management and our opinion on the consolidated financial statements, and matters identified and disclosed under key audit matters section above and our report in terms of sub-section (3) of Section 143 of the Act in so far as it relates to the aforesaid subsidiary are based solely on such unaudited financial information. In our opinion and according to the information and explanations given to us by the management, these financial information are material to the Group.

Foreign subsidiary, is located outside India whose financial statements and other financial information have been prepared in accordance with accounting principles generally accepted in Singapore Financial Reporting Standards and which have been unaudited. The Holding Company's management has converted the financial statements of such subsidiary, located outside India from accounting principles generally accepted in Singapore Financial Reporting Standards to accounting principles generally accepted in India. We have not audited these conversion adjustments made by the Holding Company's management. Our opinion, and matters identified and disclosed under key audit matters section above, in so far as it relates to the balances and affairs of such subsidiary located outside India is based on the report of information and explanations given to us by the management.

Our opinion above on the consolidated financial statements, and our report on other legal and regulatory requirements below, are modified in respect of the above matters.

Report on Other Legal and Regulatory Requirements


As required by Section 143(3) of the Act, we report, to the extent applicable, that:

- a) As described in the basis for disclaimer of opinion paragraph, we were unable to obtain all the information and explanations which to the best of our knowledge and belief were necessary for the purpose of our audit;
- b) due to the possible effects of the matters described in the basis for disclaimer of opinion paragraph, we are unable to state whether proper books of account as required by law have been kept by the Company so far as appears from our examination of those books;



- c) The Consolidated Balance Sheet, the Consolidated Statement of Profit and Loss, (the consolidated Statement of Changes in Equity) and the Consolidated Cash Flow Statement dealt with by this Report are in agreement with the relevant books of account maintained for the purpose of preparation of the consolidated financial statements;
- d) In our opinion, the aforesaid consolidated financial statements comply with the IND AS specified under Section 133 of the Act read with Rule 7 of the Companies (Accounts) Rules, 2014;
- e) On the basis of the written representations received from the directors of the Holding Company as on 31st March, 2020 taken on record by the Board of Directors of the Holding Company and the reports of the statutory auditors of its subsidiary companies, associates companies and jointly controlled companies incorporated in India, none of the directors of the Group companies, its subsidiaries and its associates companies incorporated in India is disqualified as on 31st March, 2020 from being appointed as a director in terms of Section 164(2) of the Act;
- f) With respect to the adequacy of internal financial controls over financial reporting of the Group and the operating effectiveness of such controls, refer to our separate report in Annexure A;
- g) With respect to the other matters to be included in the Auditor's Report in accordance with the requirements of section 197(16) of the Act, as amended, in our opinion and to the best of our information and according to the explanations given to us, the remuneration paid/provided by the Group to its directors during the year is in accordance with the provisions of section 197 of the Act.
- h) With respect to the other matters to be included in the Auditor's Report in accordance with Rule 11 of the Companies (Audit and Auditor's) Rules, 2014, in our opinion and to the best of our information and according to the explanations given to us:
- i. The consolidated financial statements disclose the impact of pending litigations on the consolidated financial position of the Group;
 - ii. The Group, its associates and jointly controlled entities did not have any material foreseeable losses on long-term contracts including derivative contracts;
 - iii. There were no amounts which were required to be transferred to the Investor Education and Protection Fund by the Holding Company, and its subsidiary companies, associate companies and jointly controlled companies incorporated in India.

For Divyank Khullar & Associates
Chartered Accountants
FRN - 025755N


Divyank Khullar
Proprietor
M. No. 528399
UDIN:



Place: New Delhi
Date: 04/12/2020

Annexure A to the Independent Auditor's Report of even date to the members of Sindhu Trade Links Limited on the consolidated financial statements for the year ended 31 March 2020

Annexure A

Independent Auditor's Report on the Internal Financial Controls under Clause (i) of Sub-section 3 of Section 143 of the Companies Act, 2013 (the 'Act')

1. In conjunction with our audit of the consolidated financial statements of **Sindhu Trade Links Limited** as of and for the year ended March 31, 2020, we have audited the internal financial controls over financial reporting of **Sindhu Trade Links Limited** (hereinafter referred to as the "Holding Company") its subsidiary companies & its associate companies which are companies incorporated in India, as of that date.

Management's Responsibility for Internal Financial Controls

2. The respective Board of Directors of the Holding Company, its subsidiary companies, its associate companies, which are companies incorporated in India, are responsible for establishing and maintaining internal financial controls based on the internal control over financial reporting criteria established by the Holding Company considering the essential components of internal control stated in the Guidance Note on Audit of Internal Financial Controls Over Financial Reporting issued by the Institute of Chartered Accountants of India. These responsibilities include the design, implementation and maintenance of adequate internal financial controls that were operating effectively for ensuring the orderly and efficient conduct of its business, including adherence to the respective company's policies, the safeguarding of its assets, the prevention and detection of frauds and errors, the accuracy and completeness of the accounting records, and the timely preparation of reliable financial information, as required under the Act.

Auditor's Responsibility

3. Our responsibility is to express an opinion on the company's internal financial controls over financial reporting with reference to these consolidated Ind AS financial statements based on our audit. We conducted our audit in accordance with the Guidance Note on Audit of Internal Financial Controls Over Financial Reporting (the "Guidance Note") and the Standards on Auditing, both, issued by Institute of Chartered Accountants of India, and deemed to be prescribed under section 143(10) of the Act, to the extent applicable to an audit of internal financial controls. Those Standards and the Guidance Note require that we comply with ethical requirements and plan and perform the audit to obtain reasonable assurance about whether adequate internal financial controls over financial reporting with reference to these consolidated Ind AS financial statements was established and maintained and if such controls operated effectively in all material respects.

4. Our audit involves performing procedures to obtain audit evidence about the adequacy of the internal financial controls over financial reporting with reference to these consolidated Ind AS financial statements and their operating effectiveness. Our audit of internal financial controls over financial reporting included obtaining an understanding of internal financial controls over financial reporting with reference to these consolidated Ind AS financial statements, assessing the risk that a material weakness exists, and testing and evaluating the design and operating effectiveness of internal control based on the assessed risk. The procedures selected depend on the auditor's judgement, including the assessment of the risks of material misstatement of the financial statements, whether due to fraud or error.

5. We believe that the audit evidence we have obtained and the audit evidence obtained by the other auditors in terms of their reports referred to in the "Other Matters" paragraph below, is sufficient and appropriate to provide a basis for our audit opinion on the internal financial controls over financial reporting with reference to these consolidated Ind AS financial statements

Meaning of Internal Financial Controls Over Financial Reporting

6. A company's internal financial control over financial reporting with reference to these consolidated Ind AS financial statements is a process designed to provide reasonable assurance regarding the reliability of financial reporting and the preparation of financial statements for external purposes in accordance with generally accepted accounting principles. A company's internal financial control over financial reporting with reference to these consolidated Ind AS financial statements includes those policies and procedures that (1) pertain to the maintenance of records that, in reasonable detail, accurately and fairly reflect the transactions and dispositions of the assets of the company; (2) provide reasonable assurance that transactions are recorded as necessary to permit preparation of financial statements in accordance with generally accepted accounting principles, and that receipts and expenditures of the company are being made only in accordance with authorisations of management and directors of the company; and (3) provide reasonable assurance regarding prevention or timely detection of unauthorised acquisition, use, or disposition of the company's assets that could have a material effect on the financial statements.



Inherent Limitations of Internal Financial Controls over Financial Reporting

7. Because of the inherent limitations of internal financial controls over financial reporting with reference to these consolidated Ind AS financial statements, including the possibility of collusion or improper management override of controls, material misstatements due to error or fraud may occur and not be detected. Also, projections of any evaluation of the internal financial controls over financial reporting with reference to these consolidated financial statements to future periods are subject to the risk that the internal financial control over financial reporting with reference to these consolidated Ind AS financial statements may become inadequate because of changes in conditions, or that the degree of compliance with the policies or procedures may deteriorate.

Opinion

In our opinion, the Holding Company, its subsidiary companies and its associate companies which are companies incorporated in India, have, maintained in all material respects, adequate internal financial controls over financial reporting with reference to these consolidated Ind AS financial statements except as provided in other matters below and such internal financial controls over financial reporting with reference to these consolidated Ind AS financial statements were operating effectively as at March 31, 2020, based on the internal control over financial reporting criteria established by the Holding Company considering the essential components of internal control stated in the Guidance Note on Audit of Internal Financial Controls Over Financial Reporting issued by the Institute of Chartered Accountants of India.

Other Matter

Our report under Section 143(3)(i) of the Act on the adequacy and operating effectiveness of the internal financial controls over financial reporting with reference to these consolidated Ind AS financial statements of the Holding Company, in so far as it relates to these 2 subsidiary companies and 3 associates companies which are companies incorporated in India, is based on the corresponding reports of the auditors of such subsidiary companies incorporated in India.

Further, as per the section 143(3) of the Companies Act 2013, on the adequacy and operating effectiveness of the internal controls over financial reporting is not applicable to the 1 subsidiary company and 1 associate as per exemption notification dated 13 June 2017 therefore, we cannot comment on the adequacy and operating of the effectiveness of the internal financial controls over financial reporting.

For **Divyank Khullar & Associates**

Chartered Accountants

FRN/ 025755N



Divyank Khullar

Proprietor

M. No. 528399

UDIN:



Place: New Delhi

Date: 04/12/2020



Sindhu Trade Links
Limited

**CONSOLIDATED
FINANCIAL STATEMENTS
FY 2019 -2020**

(Rs in Lakhs)

Particulars	Note	As at	
		31 March 2020	31 March 2019
ASSETS			
(1) Non-current assets			
(a) Property, plant and equipment	3	3,16,668.39	2,97,285.82
(b) Right to use asset		161.32	
(c) Capital work-in-progress	3	-	9.90
(d) Other intangible assets	3	4,426.02	1,386.12
(e) Investment property	4	661.68	674.39
(f) Goodwill	5	1,884.81	1,884.81
(g) Financial assets			
(i) Investments	6	27,350.00	27,265.18
(ii) Loans	7	45,231.00	42,541.43
(iii) Other financial assets	8	3,423.48	4,485.85
(g) Other non-current assets	9	1,594.71	367.32
Total non-current assets		4,01,401.41	3,75,900.82
(2) Current assets			
(a) Inventories	10	3,662.93	5,267.91
(b) Financial assets			
(i) Trade receivables	11	24,443.90	24,149.43
(ii) Cash and cash equivalents	12	2,744.83	3,860.84
(iii) Other balances with banks	13	892.96	758.26
(iv) Loans	14	8,446.32	14,625.02
(v) Investments	15	6.89	2,364.83
(vi) Other financial assets	16	6,967.04	4,629.14
(c) Other current assets	17	2,977.19	4,778.10
Total current assets		50,142.06	60,433.53
TOTAL ASSETS		4,51,543.47	4,36,334.35
EQUITY AND LIABILITIES			
(1) Equity			
(a) Equity share capital	18	5,139.76	5,139.76
(b) Other equity	19	1,16,133.81	1,10,510.51
Equity attributable to owners		1,21,273.57	1,15,650.27
(c) Non-controlling interest		56,239.01	56,658.72
Total equity		1,77,512.58	1,72,308.99
(2) Non-current liabilities			
(a) Financial liabilities		-	-
Lease Liability		111.95	-
(i) Borrowings	20	93,995.48	97,624.60
(b) Provisions	21	1,792.27	1,678.17
(c) Other non-current liabilities	22	23,546.50	22,318.78
(d) Deferred tax liabilities (Net)	23	72,005.53	67,380.16
Total non-current liabilities		1,91,451.73	1,89,001.71
(3) Current liabilities			
(a) Financial liabilities			
(i) Lease Liability		49.37	-
(ii) Borrowings	24	21,482.70	22,540.80
(iii) Trade payables	25		
Total outstanding dues of micro & small enterp		1,431.78	697.51
Total outstanding dues of creditors other than micro & small Enterprise		15,617.98	11,218.65
(iv) Other financial liabilities	26	37,483.63	33,563.13
(b) Other current liabilities	27	3,024.05	1,647.48
(c) Provisions	28	3,489.65	5,356.08
Total current liabilities		82,579.16	75,023.65
TOTAL EQUITY AND LIABILITIES		4,51,543.47	4,36,334.35

Background & Significant Accounting Policies

1&2

The accompanying notes form an integral part of the financial statements.

As per our report of even date attached

For Divyank Khullar & Associates

Chartered Accountants

Firm Registration No.: 025755N


Divyank Khullar

Proprietor

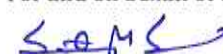
Membership No.: 528399

Place: New Delhi

Date: 04.12.2020



For and on behalf of the Board of Directors


Satya Pal Sindhu


Managing Director

DIN: 00218355


Vikas Hooda


Chief Financial Officer

PAN: AATPH4946B


Rudra Sen Sindhu

Director

DIN: 00006999


Suchi Gupta

Company Secretary


M. No.: 26066

(Rs in Lakhs)

Particulars	Note	For the year ended 31 March 2020	For the year ended 31 March 2019
Income			
I Revenue from operation	29	1,17,601.93	1,53,603.33
II Other income	30	3,521.09	2,302.95
III Total income (I+II)		1,21,123.02	1,55,906.28
IV Expenses			
Cost of material and services consumed	31	70,485.22	88,075.78
Purchases of Stock in Trade	32	13,032.98	26,537.14
Changes in inventories of stock in trade & finished goods	33	1,164.20	242.59
Employee benefit expenses	34	9,829.58	9,756.12
Finance cost	35	13,980.93	14,362.18
Depreciation	3 & 4	4,591.01	5,094.52
Other expenses	36	13,321.61	14,166.79
Total Expenses		1,26,405.53	1,58,235.12
V Profit/(loss) before share of net profit/(loss) of associates, joint ventures & tax (III-IV)		(5,282.51)	(2,328.84)
VI Share of net profit of associates and joint venture accounted under equity method		(1,419.54)	271.79
VII Profit before tax (V+VI)		(6,702.05)	(2,057.05)
VIII Tax expense:			
-Current tax		2,679.33	4,406.48
-Deferred tax charge/(credit)	23	340.47	(1,020.47)
-Income tax for earlier years		181.69	-
		3,201.49	3,386.01
IX Profit/ (Loss) for the year (VII-VIII)		(9,903.54)	(5,443.06)
X Other comprehensive income/(loss)			
Items that will not be reclassified subsequently to profit or loss			
- Net actuarial gains/(losses) on defined benefit plans		276.01	74.94
- Changes in Fair Value of Equity instruments measured at FVOCI		773.71	34.68
- Gains and losses from translating the financial statements of a foreign operation		(725.50)	691.37
- Share of other comprehensive income of investments accounted under equity m		206.63	77.65
- Bargain purchase gain		-	62,551.24
- Gain on loss of control		-	-
		530.85	63,429.88
- Income tax relating to above items that will not be reclassified to profit or loss		119.30	(211.01)
		650.15	63,218.87
XI Total comprehensive income/(loss) for the year (IX+X)		(9,253.39)	57,775.81
Net Profit after tax attributable to:			
Owners of the Company		(4,662.10)	1,399.18
Non-Controlling Interest		(5,241.43)	(6,842.24)
		(9,903.54)	(5,443.06)
Other Comprehensive income attributable to:			
Owners of the Company		1,015.67	33,969.47
Non-Controlling Interest		(365.51)	29,249.40
		650.15	63,218.87
Total Comprehensive income attributable to:			
Owners of the Company		(3,646.43)	35,368.65
Non-Controlling Interest		(5,606.94)	22,407.16
		(9,253.39)	57,775.81
Earning per equity share (Face value of Rs. 10 each)	37		
(1) Basic		(9.07)	2.72
(2) Diluted		(9.07)	2.72

The accompanying notes form an integral part of the financial statements.
As per our report of even date attached

For Divyank Khullar & Associates
Chartered Accountants
Firm Registration No.: 025755N



Divyank Khullar
Proprietor
Membership No.: 528399
Place: New Delhi
Date: 04.12.2020



For and on behalf of the Board of Directors



Satya Pal Sindhu
Managing Director
DIN: 00218355



Vikas Hooda
Chief Financial Officer
PAN: AATPH4946B




Rudra Sen Sindhu
Director
DIN: 00006999



Suchi Gupta
Company Secretary
M. No.: 26066

SINDHU TRADE LINKS LIMITED
Consolidated Financial Statements
Cash Flow Statement for the year ended 31 March 2020



(Rs in Lakhs)

Particulars	For the year ended 31 March 2020	For the year ended 31 March 2019
Cash flow from operating activities		
Net Profit Before Tax as per Statement of Profit and Loss	(5,282.51)	(2,328.84)
Adjustment for :		
Depreciation and amortisation	4,591.01	5,094.52
Allowance for impairment on receivable-Trade	-	219.92
Debit/(Credit) balance written off	12,951.12	11,870.68
Finance cost	350.61	339.24
Provision for Expenses	-	-
Profit on sale of investment in Subsidiary	-	-
Profit on sale of investment in Associates	1,363.99	165.32
Profit/(Loss) on sale of other investment	80.18	94.75
Provision for Post-employment Benefit	(118.50)	-
(Reversal)/allowance for inventory obsolescence	(47.37)	(119.94)
Interest Income	(1.89)	(1.54)
Dividend Income	(174.25)	119.28
Profit/(Loss) on sale of asset	(1.03)	2.65
Unrealised Gain on Financial assets & Unwinding of discount on non-current security deposits	(86.95)	(816.72)
Foreign exchange gain/(Loss)	(325.32)	-
Profit from joint venture	13,299.08	14,639.32
Operating profit/(loss) before working capital changes		
Adjustment for :		
Increase/ (Decrease) in other financial liabilities	1,912.28	(1,287.11)
Increase/ (Decrease) in long term and short term provisions	(163.37)	(6.48)
Increase/ (Decrease) in other Non current Liabilities	7,538.50	-
Increase/ (Decrease) in other liabilities	(4,817.53)	422.04
Increase/ (Decrease) in trade payables	2,774.74	1,371.56
Decrease/ (Increase) in loans given	-	1,325.63
Decrease/ (Increase) in other assets	3,661.47	(276.02)
Decrease/ (Increase) in inventories	1,900.46	338.74
Decrease/ (Increase) in trade receivables	1,929.12	(1,142.87)
Decrease/ (Increase) in other current financial assets	1,422.55	713.03
Cash Generated from operations	29,457.30	16,097.84
Taxes paid (net)	2,730.85	3,334.36
Net cash flow from/(used in) operating activities (A)	26,726.45	12,763.48



SINDHU TRADE LINKS LIMITED
Consolidated Financial Statements
Cash Flow Statement for the year ended 31 March 2020



(Rs in Lakhs)

Particulars	For the year ended 31 March 2020	For the year ended 31 March 2019
Cash from investing activities		
Payments for property, plant and equipment / capital work-in-progress	(5,612.79)	(3,691.52)
Increase in Financial Assets	68.90	(424.53)
Proceeds from property, plant and equipment	353.04	163.04
Investment made in associates	-	(604.02)
Investment made in others	1,970.14	(123.49)
Decrease/ (increase) in long term loans and advances and other non-current assets	984.18	288.94
Investment sale in subsidiary	(101.85)	-
Investment sale in associates	-	-
Investment sale in other	1,197.04	39.81
Loans given	(6,119.52)	(391.22)
Interest Income	46.22	119.94
Dividend received	1.89	1.54
Net cash flow from/(used in) investing activities (B)	(7,212.74)	(4,621.51)
Cash flow from financing activities		
Net proceeds from long-term and short-term borrowings	(12,196.60)	16,485.54
Repayment of share application money	-	(11,824.48)
Additional paid up capital	6,845.46	-
Capital Contribution from Non-Controlling Interest	842.16	-
Repayment of Finance Leases	(394.51)	-
Interest on Lease hold payment	(6.56)	-
Lease hold Payment	(49.30)	-
Repayment of security deposit & advance received	(2,710.99)	(78.06)
Repayment of convertible Loans	(3,476.94)	(2,807.75)
Finance cost paid	(9,482.43)	(8,327.10)
Net cash flow from/(used in) financing activities (C)	(20,629.71)	(6,551.85)
Net increase/ (decrease) in cash and cash equivalents(A+B+C)	(1,116.01)	1,590.12
Cash and cash equivalents as at the beginning of the year	3,860.84	2,270.72
Less:- Cash Balance transferred on sale of investment in subsidiary	-	-
Cash and cash equivalents as at the end of the year (Refer note 12)	2,744.83	3,860.84

Note:

The cash flow statement has been prepared in accordance with 'Indirect method' as set out in the Ind AS 7 on 'Statement of Cash Flows'.

As per our report of even date attached

For Divyank Khullar & Associates

Chartered Accountants

Firm Registration No.: 025755N

Divyank Khullar

Proprietor

Membership No.: 528399

Place: New Delhi

Date: 04.12.2020



For and on behalf of the Board of Directors

Satya Pal Sindhu
 Managing Director
 DIN: 00218355

Vikas Hooda
 Chief Financial Officer
 PAN: AATPH4946B

Rudra Sen Sindhu
 Director
 DIN: 00006999

Suchi Gupta
 Company Secretary
 M. No.: 26066

a. Equity share capital	
Balance as at 1 April 2018	5,139.76
Changes in equity share capital during the year 2018-19	-
Balance as at 31 March 2019	5,139.76
Changes in equity share capital during the year 2019-20	-
Balance as at 31 March 2020	5,139.76

b. Other equity

Particulars	Other equity (refer note 19)							Items of Other comprehensive income/(loss) other than FCTR	Total Other Equity	Non Controlling Interest	Total
	Securities premium account	Retained earnings	Capital Reserve	Capital Reserve due to Consolidation	Capital Redemption Reserve	General Reserve	Foreign Currency Translation Reserve				
Balance as at the 1 April 2018	7,312.49	50,045.74	76.47	9,666.89	12.00	2,481.33	3,209.88	33,316.47	1,07,537.86	42,368.51	1,64,196.50
Profit/(loss) for the year	-	1,399.10	-	-	-	-	-	-	(4,662.10)	14,388.62	(5,001.81)
Other comprehensive income/(loss) (net of tax)	-	33,270.10	-	-	-	-	691.37	-	10,206.53	-	10,206.53
Total income/(loss) for the year	-	34,677.28	-	-	-	-	691.37	-	5,544.43	14,288.62	5,124.72
Addition during the year	-	(1,560.57)	-	(55.93)	-	-	3,953.56	-	78.87	1.59	78.87
Deletion during the year	-	-	-	-	-	-	-	-	-	-	-
Balance as at 31 March 2019	7,312.49	83,162.45	76.47	9,610.96	12.00	2,481.33	7,854.81	33,316.47	1,13,161.16	56,658.72	1,69,400.17
Balance as at 1 April 2019	7,312.49	83,162.45	76.47	9,610.96	12.00	2,481.33	7,854.81	33,316.47	1,43,826.98	56,658.72	2,00,485.70
Profit/(loss) for the year	-	(4,662.10)	-	-	-	-	-	-	(4,662.10)	(419.71)	(5,081.81)
Other comprehensive income/(loss) (net of tax)	-	1,015.67	-	-	-	-	9,190.86	1,015.67	11,222.20	-	11,222.20
Total income/(loss) for the year	-	(3,646.43)	-	-	-	-	9,190.86	1,015.67	6,560.10	(419.71)	6,140.39
Addition during the year	-	-	-	78.87	-	-	-	-	78.87	-	78.87
Deletion during the year	-	-	-	-	-	-	-	-	-	-	-
Balance as at 31 March 2020	7,312.49	79,516.02	76.47	9,689.83	12.00	2,481.33	17,045.67	34,332.14	1,50,465.96	56,239.01	2,06,704.97

Securities Premium

Securities Premium is created due to premium on issue of shares. The reserve will be utilised in accordance with the provisions of section 52 of the Companies Act, 2013.

Capital Reserve

Capital Reserve will be utilised in accordance with the provisions of the Companies Act, 2013.

Capital Redemption Reserve

As per Companies Act, 2013, capital redemption reserve is created when group purchases its own shares out of free reserves or securities premium. A sum equal to the nominal value of the shares so purchased is transferred to capital redemption reserve. The reserve will be utilised in accordance with the provisions of section 69 of the Companies Act, 2013.

General Reserve

The general reserve is a free reserve which is used from time to time to transfer profits from retained earnings for appropriation purposes. As the general reserve is created by a transfer from one component of equity to another and is not an item of other comprehensive income, items included in the general reserve will not be reclassified subsequently to statement of profit and loss.

Retained Earnings

Retained earnings represent the amount of accumulated earnings of the group.

Other Components of Equity

Other Components of Equity consists of re-measurement of net defined benefit liability/asset, equity instruments fair valued through other comprehensive income, net of tax.

As per our report of even date attached

For Divyank Khullar & Associates

Chartered Accountants

Firm Registration No. 024755N

New Delhi

Divyank Khullar

Proprietor

Membership No. 510033

Place: New Delhi

Date: 04.12.2020

For and on behalf of the Board of Directors

Satya Pal Sindhu

Managing Director

DIN: 00718355

Vikas Hooda

Chief Financial Officer

PAN: AATPH4946B

Rudra Sen Sindhu

Director

DIN: 03000999

Sushi Gupta

Company Secretary

M. No.: 26066

SINDHU TRADE LINKS LIMITED
Consolidated Financial Statements
Notes to the consolidated financial statements for the year ended 31st March, 2020

3. Property, plant and equipment and capital work-in-progress

a. Property, plant and equipment

Particulars	Tangible assets										Total (A)+(B)				
	Leasehold land	Freehold land	Temporary construction	Buildings	Computers and data processing units	Furniture and fittings	Motor vehicles	Office equipments	Plant and machinery	Road		Mining Property	AUC	Tools & Tackles	Total tangible assets (A)
Deemed cost (Gross carrying amount)															
Balance as at 1 April 2018	62.23	1,806.19	12.79	2,259.31	162.19	243.12	16,438.08	346.43	12,687.88		1,94,015.82	-	1,78,113.24	331.01	1,78,444.25
Acquisition of Subsidiary	-	-	-	19.11	106.84	143.59	2,189.93	206.79	1,432.64		1,27,464.91		1,31,692.42	905.03	1,32,597.45
Additions	-	10.04	51.50	-	-	(20.33)	(93.76)	(153.13)	(681.13)		-		(938.55)	(11.60)	(949.95)
Disposals	-	-	-	-	-	4.16	9.04	-	283.38		8,990.20		9,274.09	161.69	9,435.58
Exchange Differences	-	4.85	-	10.62	-	-	-	-	-		-		-	-	-
Balance as at 31 March 2019	62.23	1,901.08	64.28	2,289.03	269.03	370.56	18,553.29	400.09	13,682.77		2,80,449.14		3,18,105.20	1,386.13	3,19,495.34
Balance as at 1 April 2019	62.23	1,901.08	64.28	2,289.03	269.03	370.56	18,553.29	400.09	13,682.77		2,80,449.14		3,18,105.20	1,386.13	3,19,495.34
Additions	-	115.36	-	72.91	42.84	112.02	475.79	67.24	244.79		999.65		2,130.50	3,564.01	5,694.60
Disposals	-	(1,665)	-	-	-	-	(560.50)	(4.23)	(439.96)		-		(1,006.33)	-	(1,006.33)
Exchange Differences	-	(20.65)	-	(22.13)	-	(3.52)	(118.00)	(463.10)	(112.67)		(2,296.78)		(2,181.94)	(526.11)	(2,708.05)
Balance as at 31 March 2020	62.23	1,994.16	64.28	2,339.71	311.87	479.06	18,450.50	463.10	13,075.13		3,03,745.57		3,41,053.31	4,826.03	3,45,879.34
Accumulated depreciation															
Balance as at 1 April 2018	16.38	-	11.83	563.60	133.10	198.66	7,873.82	228.70	5,389.43		1,746.85		16,162.36	7.99	16,170.36
Acquisition of Subsidiary	-	-	-	-	-	-	-	-	-		392.14		5,062.84	-	5,062.84
Depreciation during the year	2.39	-	16.09	113.44	46.93	25.73	3,125.04	73.22	1,267.47		-		-	-	-
Disposals	-	-	-	-	-	(14.99)	(56.02)	(115.68)	(48.65)		-		(631.33)	-	(631.33)
Exchange Differences	-	-	-	8.06	-	3.94	5.42	110.35	110.35		97.63		229.57	(7.98)	221.53
Balance as at 31 March 2019	18.76	-	27.92	681.50	180.03	213.34	10,948.27	176.24	6,340.70		2,236.62		20,823.38	0.01	20,823.39
Balance as at 1 April 2019	18.76	-	27.92	681.50	180.03	213.34	10,948.27	176.24	6,340.70		2,236.62		20,823.38	0.01	20,823.39
Depreciation during the year	2.39	-	23.53	112.40	70.16	50.50	2,444.76	312.20	1,450.93		327.15		4,594.02	-	4,594.02
Disposals	-	-	-	-	-	-	(492.53)	(4.05)	(314.93)		-		(811.51)	-	(811.51)
Exchange Differences	-	-	-	(9.41)	-	(1.59)	(13.40)	(284.39)	(282.33)		86.23		(223.00)	-	(223.00)
Balance as at 31 March 2020	21.15	-	51.45	784.49	250.19	262.25	12,087.10	284.39	7,193.07		2,650.00		24,384.89	0.01	24,384.90
Carrying amount (net)															
Balance as at 31 March 2019	43.07	1,901.08	36.36	1,607.54	89.60	157.22	7,685.02	223.86	7,342.87		2,78,212.51		2,97,285.82	1,386.12	2,98,671.94
Balance as at 31 March 2020	41.08	1,994.16	12.83	1,535.22	61.68	216.81	5,563.40	176.70	5,881.25		3,01,095.57		3,16,668.39	4,826.02	3,21,494.37



1 COMPANY INFORMATION

The Consolidated Financial Statements comprise financial statements of Sindhu Trade Links Ltd. ("the Holding Company") and its subsidiaries, associates and joint ventures ("collectively referred to as "the Group") for the year ended 31st March 2020.

Sindhu Trade Links Limited (STLL the 'Company') is a domestic public limited company incorporated in India and is listed on the Bombay Stock Exchange Ltd [BSE]. The registered office of the Company is located at 129, Transport Centre, Rohtak Road, Punjabi Bagh, New Delhi India.

The Company is engaged in activities Transportation, Loading & Mining Services, company is also running petrol pumps (IOCL) in Chhattisgarh.

2 SIGNIFICANT ACCOUNTING POLICIES

a) Basis for preparation of consolidated financial Statements

Compliance with Ind AS

The consolidated financial statements have been prepared to comply in all material aspects with the Accounting Standards notified by Ministry of Corporate Affairs pursuant to Section 133 of Companies Act, 2013 (the "Act") read with the Companies (Indian Accounting Standards (Ind AS)) Rules, 2015 as amended from time to time and other relevant provisions of the Act and rules framed thereunder.

Historical Cost convention

The consolidated financial statements have been prepared on historical cost basis, except for certain financial instruments which are measured at fair value or amortised cost at the end of each reporting period, as explained in the accounting policies below. Historical cost is generally based on the fair value of the consideration given in exchange for goods and services. Fair value is the price that would be received to sell an asset or paid to transfer a liability in an orderly transaction between market participants at the measurement date. All assets and liabilities have been classified as current and non-current as per the Group's normal operating cycle.

Use of Estimates and Judgements

The preparation of these consolidated financial statements in conformity with the recognition and measurement principles of Ind AS requires the management of the Group to make estimates and assumptions that affect the reported balances of assets and liabilities, disclosures of contingent liabilities as at the date of the financial statements and the reported amounts of income and expense for the periods presented.

Estimates and underlying assumptions are reviewed on an ongoing basis. Revisions to accounting estimates are recognised in the period in which the estimates are revised and future periods are affected.

Key sources of estimation of uncertainty at the date of the financial statements, which may cause a material adjustment to the carrying amounts of assets and liabilities within the next financial year, are in respect of impairment of investments, useful lives of property, plant and equipment, valuation of deferred tax assets and fair value measurement of financial instruments, these are discussed below. Key sources of estimation of uncertainty in respect of revenue recognition, employee benefits and provisions and contingent liabilities have been discussed in their respective policies.

Useful lives of property, plant and equipment

The Group has taken the useful life of property, plant and equipment as per the life given in the Companies Act, 2013.

Valuation of deferred tax assets

The Group reviews the carrying amount of deferred tax assets at the end of each reporting period. The policy has been explained under note 2(u).

Investment in Subsidiaries, Associates and Joint Ventures

The Group has accounted for its investments in subsidiaries, associates and joint venture at cost less impairment loss (if any). The policy has been further explained under note 2(j).



b) Principles of Consolidation

The Consolidated financial statements relate to Sindu Trade Links Ltd. (the Holding Company) and its subsidiary companies, associates and joint ventures. The consolidated financial statements have been prepared on the following basis:

- (i) The financial statements of the Holding Company and its subsidiaries are combined on a line by line basis by adding together like items of assets, liabilities, equity, incomes, expenses and cash flows, after fully eliminating intra-group balances and intra-group transactions.
- (ii) Profits or losses resulting from intra-group transactions that are recognised in assets, such as inventory and property, plant & equipment, are eliminated in full.
- (iii) In case of foreign subsidiaries, revenue items are consolidated at the average rate prevailing during the year. All assets and liabilities are converted at rates prevailing at the end of the year. Any exchange difference arising on consolidation is recognised in the Foreign Currency Translation Reserve.
- (iv) Offset (eliminate) the carrying amount of the parent's investment in each subsidiary and the parent's portion of equity of each subsidiary.
- (v) Goodwill represents the difference between the Group's share in the net worth of subsidiaries and the cost of acquisition at each point of time of making the investment in the subsidiaries.
- (vi) The audited / unaudited financial statements of foreign subsidiaries / joint ventures / associates have been prepared in accordance with the Generally Accepted Accounting Principle of its Country of Incorporation or Ind AS.
- (vii) The difference between the proceeds from disposal of investment in subsidiaries and the carrying amount of its assets less liabilities as on the date of disposal is recognised in the Consolidated Statement of Profit and Loss being the profit or loss on disposal of investment in subsidiary.
- (viii) Non Controlling Interest's share of profit / loss of consolidated subsidiaries for the year is identified and adjusted against the income of the group in order to arrive at the net income attributable to shareholders of the Holding Company.
- (ix) Non Controlling Interest's share of net assets of consolidated subsidiaries is identified and presented in the Consolidated Balance Sheet separate from liabilities and the equity of the Holding Company's shareholders.
- (x) Investment in Associates and Joint Ventures has been accounted under the equity method as per Ind AS 28 - Investments in Associates and Joint Ventures.
- (xi) The Group accounts for its share of post acquisition changes in net assets of associates and joint ventures, after eliminating unrealised profits and losses resulting from transactions between the Company and its associates to the extent of its share, through its Consolidated Statement of Profit and Loss, to the extent such change is attributable to the associates' Statement of Profit and Loss and through its reserves for the balance based on available information.

(xii) Business Combination

Business combinations are accounted for using the acquisition accounting method as at the date of the acquisition, which is the date at which control is transferred to the Group. The consideration transferred in the acquisition and the identifiable assets acquired and liabilities assumed are recognised at fair values on their acquisition date. Goodwill is initially measured at cost, being the excess of the aggregate of the consideration transferred and the amount recognised for non-controlling interests, and any previous interest held, over the net identifiable assets acquired and liabilities assumed. The Group recognises any non-controlling interest in the acquired entity on an acquisition-by-acquisition basis either at fair value or at the non-controlling interest's proportionate share of the acquired entity's net identifiable assets. Consideration transferred does not include amounts related to settlement of pre-existing relationships. Such amounts are recognised in the Consolidated Statement of Profit and Loss.

Transaction costs are expensed as incurred, other than those incurred in relation to the issue of debt or equity securities. Any contingent consideration payable is measured at fair value at the acquisition date. Subsequent changes in the fair value of contingent consideration are recognised in the Consolidated Statement of Profit and Loss.



c) Property, plant and equipment (including Capital work-in-progress)

Freehold land is carried at historical cost. All other items of property, plant and equipment are stated at historical cost less depreciation. Historical cost includes expenditure that is directly attributable to the acquisition of the

Subsequent cost are included in the asset's carrying amount or recognized as a separate asset, as appropriate, only when it is probable that future economic benefits associated with the item will flow to the Group and the cost of the item can be measured reliably. The carrying amount of any component accounted for as a separate asset is derecognised when replaced. All other repairs and maintenance expenses are charged to profit or loss during the reporting period in which they are incurred.

Assets acquired but not ready for use are classified under Capital work in progress and are stated at cost comprising direct cost and related incidental expenses.

Mining property include cost transferred from deferred mining evaluation assets once technical feasibility and commercial viability of an area of interest are demonstrable and subsequent costs are develop the mine to the production phase. The economic benefits from the assets are consumed in a pattern which is linked to the production level. Amortisation starts from the date when commercial production commences.

The estimated mining reserves, residual values and amortisation method are reviewed at the end of each reporting period, with the effect of any changes in estimates accounted for on a prospective basis.

Mining properties include cost transferred from evaluation and exploration assets are amortised based on unit of production method.

d) Investment Property

Investment property is the property that is not occupied by the Group, and which is held to earn rentals or for capital appreciation, or both. Upon initial recognition, an investment property is measured at cost, including directly attributable overheads, if any. Subsequent to initial recognition, investment property is measured at cost less accumulated depreciation and accumulated impairment loss, if any. Investment property needs to be valued at Fair value but as an exception, in the instant case, there is a clear evidence that, fair value of investment property is not reliably measurable, as the market for comparable properties is inactive and alternate reliable measurements of fair value cannot be applied.

Any gain or loss on disposal of an investment property is recognised in profit or loss, unless any other standard specifically requires otherwise.

The Group depreciates the investment property using the straight line method over the useful lives of assets as prescribed under Part C of Schedule II of the Company Act,2013.



e) Depreciation/Amortisation

Assets in the course of development or construction and freehold land are not depreciated.

Other property, plant and equipment are stated at cost less accumulated depreciation and any provision for impairment. Depreciation commences when the assets are ready for their intended use.

Depreciation is calculated on the depreciable amount, which is the cost of an asset less its residual value. Depreciation is provided at rates calculated to write off the cost, less estimated residual value, of each asset on a written down value basis over its expected useful life as prescribed under Part C of Schedule II of the Companies Act, 2013.

Further, the estimated useful lives of assets, held by foreign subsidiary are as follows:

Buildings	10-60 Years
Plant & Equipment	8-40 Years
Furniture & Fixtures	5-10 Years
Vehicles	4-10 Years
Office Equipments	5 Years
Coal Crusher	8 years
Conveyer	8 years
Jetty	10-20 years
Weight bridge	10 years

Major inspection and overhaul costs are depreciated over the estimated life of the economic benefit derived from such costs. The carrying amount of the remaining previous overhaul cost is charged to the statement of profit and loss if the next overhaul is undertaken earlier than the previously estimated life of the economic benefit.

When significant spare parts of an item of property, plant and equipment have different useful lives, they are accounted for as separate items (major components) of property, plant and equipment.

Depreciation methods, useful lives and residual values are reviewed at each financial year end and changes in estimates, if any, are accounted for prospectively.

f) Leases

The Company has adopted Ind AS 116-Leases effective 1st April, 2019, using the modified retrospective method. The Company has applied the standard to its leases with the cumulative impact recognised with no impact on retained earnings on the date of initial application (1st April, 2019). Accordingly, previous period information has not been restated.

The Company evaluates each contract or arrangement, whether it qualifies as lease as defined under Ind AS 116. The Company as a lessee, Assesses, whether the contract is, or contains, a lease. A contract is, or contains, a lease if the contract involves:-

- a) the use of an identified asset,
- b) the right to obtain substantially all the economic benefits from use of the identified asset, and
- c) the right to direct the use of the identified asset.

At the date of commencement of lease, the Company recognises a right-of-use asset ("ROU") and a corresponding lease liability for all lease arrangements in which it is a lessee, except for leases with a term of twelve months or less (short term leases) and leases of low value assets. For these short term and leases of low value assets, the Company recognises the lease payments as an operating expense on a straight-line basis over the term of the lease.

The right-of-use assets (it includes prepayment for all the future rentals) are initially recognised at cost, which comprises the initial amount of the lease liability adjusted for any lease payments made at or prior to the commencement date of the lease plus any initial direct costs less any lease incentives. They are subsequently measured at cost less accumulated depreciation and impairment losses, if any. Right-of-use assets are depreciated from the commencement date on a straight-line basis over the shorter of the lease term and useful life of the underlying asset.

g) Cost Recognition

Costs and expenses are recognised when incurred and have been classified according to their nature. The costs of the Group are broadly categorised in employee benefit expenses, cost of equipment and software licences, depreciation and amortisation expense and other expenses. Employee benefit expenses include salaries, incentives and allowances, contributions to provident and other funds and staff welfare expenses. Other expenses mainly include fees to external consultants, facility expenses, travel expenses, communication expenses, bad debts and advances written off, allowance for doubtful trade receivable and advances (net) and other expenses. Other expenses is an aggregation of costs which are individually not material such as commission and brokerage, recruitment and training, entertainment, etc.



h) Impairment of assets

(i) Financial assets (other than at fair value)

The Group assesses at each date of balance sheet whether a financial asset or a group of financial assets is impaired. Ind AS 109 requires expected credit losses to be measured through a loss allowance. In determining the allowances for doubtful trade receivables, the Group has used a practical expedient by computing the expected credit loss allowance for trade receivables based on a provision matrix. The provision matrix takes into account historical credit loss experience and is adjusted for forward looking information. The expected credit loss allowance is based on the ageing of the receivables that are due and allowance rates used in the provision matrix. For all other financial assets, expected credit losses are measured at an amount equal to the 12-months expected credit losses or at an amount equal to the life time expected credit losses if the credit risk on the financial asset has increased significantly since initial recognition.

(ii) Non-financial assets

Tangible and intangible assets

Property, plant and equipment and intangible assets with finite life are evaluated for recoverability whenever there is any indication that their carrying amounts may not be recoverable. If any such indication exists, the recoverable amount (i.e. higher of the fair value less cost to sell and the value-in-use) is determined on an individual asset basis unless the asset does not generate cash flows that are largely independent of those from other assets. In such cases, the recoverable amount is determined for the Cash Generating Unit (CGU) to which the asset belongs.

If the recoverable amount of an asset (or CGU) is estimated to be less than its carrying amount, the carrying amount of the asset (or CGU) is reduced to its recoverable amount. An impairment loss is recognised in the statement of profit and loss.]

i) Foreign Currencies Transactions and Translation

Transactions in foreign currencies are recorded at the exchange rate that approximates the prevalent exchange rate on the transaction date. Monetary assets and liabilities in foreign currencies are translated at the year-end rate. Any resultant exchange differences are taken to the statement of profit and loss, except -

- a) When deferred, in Other Comprehensive Income as qualifying cash flow hedges; and
- b) exchange difference arising from translation of external commercial borrowing is capitalized in terms of para D13AA of IND AS 101.

Non-monetary assets and liabilities denominated in a foreign currency and measured at historical cost are translated at the exchange rate prevalent at the date of transaction.

j) Financial instruments

A financial instrument is any contract that gives rise to a financial asset in one entity and a financial liability or equity instrument in another entity.

Financial Assets

Initial recognition

In the case of financial assets, not recorded at fair value through profit or loss (FVTPL), financial assets are recognised initially at fair value plus transaction costs that are directly attributable to the acquisition of the financial asset. Purchases or sales of financial assets that require delivery of assets within a time frame established by regulation or convention in the market place (regular way trades) are recognised on the trade date, i.e., the date that the Company commits to purchase or sell the asset.

Subsequent measurement

For purposes of subsequent measurement, financial assets are classified in following categories:

(a) Financial Assets at amortised cost

Financial assets are subsequently measured at amortised cost if these financial assets are held within a business model with an objective to hold these assets in order to collect contractual cash flows and the contractual terms of the financial asset give rise on specified dates, to cash flows that are solely payments of principal and interest on the principal amount outstanding. Interest income from these financial assets is included in finance income using the effective interest rate ("EIR") method. Impairment gains or losses arising on these assets are recognised in the Consolidated Statement of Profit and Loss.



(b) Financial Assets measured at fair value

Financial assets are measured at fair value through other comprehensive income (FVOCI) if these financial assets are held within a business model with an objective to hold these assets in order to collect contractual cash flows or to sell these financial assets and the contractual terms of the financial asset give rise on specified dates, to cash flows that are solely payments of principal and interest on the principal amount outstanding. Movements in the carrying amount are taken through OCI, except for the recognition of impairment gains or losses, interest revenue and foreign exchange gains and losses which are recognised in the Consolidated Statement of Profit and Loss.

Financial assets that do not meet the criteria for amortised cost or FVOCI are measured at fair value through profit or loss.

Impairment of Financial Assets

In accordance with Ind AS 109, the Group applies the expected credit loss ("ECL") model for measurement and recognition of impairment loss on financial assets and credit risk exposures.

The Group follows 'simplified approach' for recognition of impairment loss allowance on trade receivables. Simplified approach does not require the Group to track changes in credit risk.

For recognition of impairment loss on other financial assets and risk exposure, the Group determines whether there has been a significant increase in the credit risk since initial recognition. If credit risk has not increased significantly, 12-month ECL is used to provide for impairment loss. However, if credit risk has increased significantly, lifetime ECL is used. If, in a subsequent period, credit quality of the instrument improves such that there is no longer a significant increase in credit risk since initial recognition, then the entity reverts to recognising impairment loss allowance based on 12-month ECL.

ECL is the difference between all contractual cash flows that are due to the Group in accordance with the contract and all the cash flows that the entity expects to receive (i.e., all cash shortfalls), discounted at the original EIR. Lifetime ECL are the expected credit losses resulting from all possible default events over the expected life of a financial instrument. The 12-month ECL is a portion of the lifetime ECL which results from default events that are possible within 12 months after the reporting date.

ECL impairment loss allowance (or reversal) recognised during the period is recorded as expense/ income in the Consolidated Statement of Profit and Loss.

De-recognition of Financial Assets

The Group de-recognises a financial asset only when the contractual rights to the cash flows from the asset expire, or it transfers the financial asset and substantially all risks and rewards of ownership of the asset to another entity.

If the Group neither transfers nor retains substantially all the risks and rewards of ownership and continues to control the transferred asset, the Group recognizes its retained interest in the assets and an associated liability for amounts it may have to pay.

If the Group retains substantially all the risks and rewards of ownership of a transferred financial asset, the Group continues to recognise the financial asset and also recognises a collateralised borrowing for the proceeds received.

Equity investments

All equity investments in the scope of Ind AS 109, Financial Instruments, are measured at fair value. For equity instruments, the Group may make an irrevocable election to present the subsequent fair value changes in Other Comprehensive Income (OCI). The Group makes such election on an instrument-by-instrument basis. The classification is made on initial recognition and is irrevocable.

There is no recycling of the amounts from OCI to profit or loss, even on sale of investment.

Equity instruments included within the FVTPL (fair value through profit and loss) category are measured at fair value with all changes in fair value recognized in the profit or loss.



Financial Liabilities

Initial Recognition

Financial liabilities are classified, at initial recognition, as financial liabilities at FVTPL, loans and borrowings and payables as appropriate. All financial liabilities are recognised initially at fair value and, in the case of loans and borrowings and payables, net of directly attributable transaction costs.

Subsequent measurement

Financial liabilities at FVTPL

Financial liabilities at FVTPL include financial liabilities held for trading and financial liabilities designated upon initial recognition as FVTPL. Financial liabilities are classified as held for trading if they are incurred for the purpose of repurchasing in the near term. Gains or losses on liabilities held for trading are recognised in the Consolidated Statement of Profit and Loss.

Financial guarantee contracts issued by the Group are those contracts that require a payment to be made to reimburse the holder for a loss it incurs because the specified debtor fails to make a payment when due in accordance with the terms of a debt instrument. Financial guarantee contracts are recognised initially as a liability at fair value, adjusted for transaction costs that are directly attributable to the issuance of the guarantee. Subsequently, the liability is measured at the higher of the amount of loss allowance determined as per impairment requirements of Ind AS 109 and the amount recognised less cumulative amortisation. Amortisation is recognised as finance income in the Consolidated Statement of Profit and Loss.

Financial liabilities at amortised cost

After initial recognition, interest-bearing loans and borrowings are subsequently measured at amortised cost using the EIR method. Any difference between the proceeds (net of transaction costs) and the settlement or redemption of borrowings is recognised over the term of the borrowings in the Consolidated Statement of Profit and Loss.

Amortised cost is calculated by taking into account any discount or premium on acquisition and fees or costs that are an integral part of the EIR. The EIR amortisation is included as finance costs in the Statement of Profit and Loss.

De-recognition of Financial Liabilities

Financial liabilities are de-recognised when the obligation specified in the contract is discharged, cancelled or expired. When an existing financial liability is replaced by another from the same lender on substantially different terms, or the terms of an existing liability are substantially modified, such an exchange or modification is treated as de-recognition of the original liability and recognition of a new liability. The difference in the respective carrying amounts is recognised in the Consolidated Statement of Profit and Loss.

Offsetting financial instruments

Financial assets and financial liabilities are offset and the net amount is reported in the consolidated balance sheet if there is a currently enforceable legal right to offset the recognised amounts and there is an intention to settle on a net basis, to realise the assets and settle the liabilities simultaneously.

k) Fair value measurement

The Group measures financial assets and financial liability at fair value at each balance sheet date.

Fair value is the price that would be received to sell an asset or paid to transfer a liability in an orderly transaction between market participants at the measurement date. The fair value measurement is based on the presumption that the transaction to sell the asset or transfer the liability takes place either:

The principal or the most advantageous market must be accessible by the Group. The fair value of an asset or a liability is measured using the assumptions that market participants would use when pricing the asset or liability, assuming that market participants act in their economic best interest.

A fair value measurement of a non-financial asset takes into account a market participant's ability to generate economic benefits by using the asset in its highest and best use or by selling it to another market participant that would use the asset in its highest and best use. The Group uses valuation techniques that are appropriate in the circumstances and for which sufficient data are available to measure fair value, maximising the use of relevant observable inputs and minimising the use of unobservable inputs.

All assets and liabilities for which fair value is measured or disclosed in the financial statements are categorised within the fair value hierarchy, described as follows, based on the lowest level input that is significant to the fair value measurement as a whole:

Level 1 - Quoted (unadjusted) market prices in active markets for identical assets or liabilities.

Level 2 - Valuation techniques for which the lowest level input that is significant to the fair value measurement is directly or indirectly observable.

Level 3 - The fair value of financial instruments that are measured on the basis of entity specific valuations using inputs that are not based on observable market data (unobservable inputs).

The Group's Valuation team determines the policies and procedures for both recurring fair value measurement, such as derivative instruments and unquoted financial assets measured at fair value, and for non-recurring measurement.



l) Inventories

Inventories are stated at the lower of cost and net realisable value. Costs incurred in bringing the inventories to their present location and condition are accounted for as follows:

- *Coal - weighted average basis
- *Consumables - weighted average basis

Where necessary, allowance is provided for damaged, obsolete and slow moving items to adjust the carrying value of inventories to the lower of cost and net realisable value.

The amount of any write-down of inventories to net realisable value and all losses of inventories shall be recognised as an expense in the period the write-down or loss occurs.

The amount of any reversal of any write-down of inventories, arising from an increase in net realisable value, shall be recognised as a reduction in the amount of inventories recognised as an expense in the period in which the reversal occurred.

When inventories are sold, the carrying amounts of those inventories are recognised as an expense in the period in which the related revenue is recognised.

Net realisable value is the estimated selling price in the ordinary course of business, less estimated costs of completion and the estimated costs necessary to make the sale.

m) Cash and cash equivalents

In the cash flow statement, cash and cash equivalents includes cash on hand, demand deposits with banks, other short-term highly liquid investments with original maturities of three months or less that are readily convertible to known amounts of cash and which are subject to an insignificant risk of changes in value, and bank overdrafts. Bank overdrafts are shown within borrowings in current liabilities in the balance sheet.

n) Cash flow

Cash flows are reported using indirect method, whereby profit for the year is adjusted for the effects of transactions of a non cash nature, any deferrals or accruals of past or future operating cash receipts or payments and item of income or expenses associated with investing or financing cash flow. The cash flows from operating, investing & financing activities of the company or segregated. The Group considers all highly liquid investments that are readily convertible to know amounts of cash to be cash equivalents.

o) Recognition of Income

The Company earns revenue primarily from providing services of transportation, mining and loading as well as trading of fuel and HSD.

Effective April 1, 2018, the Company has applied Ind AS 115 which establishes a comprehensive framework for determining whether, how much and when revenue is to be recognised. Ind AS 115 replaces Ind AS 18 Revenue and Ind AS 11 Construction Contracts. The Company has adopted Ind AS 115 using the cumulative effect method. The effect of initially applying this standard is recognised at the date of initial application (i.e. April 1, 2018). The standard is applied retrospectively only to contracts that are not completed as at the date of initial application and the comparative information in the statement of profit and loss is not restated - i.e. the comparative information continues to be reported under Ind AS 18 and Ind AS 11. The impact of the adoption of the standard on the financial statements of the Company is insignificant.

Revenue is recognised to the extent it is probable that the economic benefits will flow to the Company and the revenue can be reliably measured. Revenue is measured at the fair value of the consideration received or receivable excluding taxes or duties collected on behalf of the government and reduced by any rebates and trade discount allowed.

The specific recognition criteria described below must also be met before income is recognised.

- i. Income is recognised on accrual basis and provision is made for all known losses and liabilities.
- ii. Revenue from sale of goods is recognised net of rebates and discounts on transfer of significant risks and rewards of ownership to the buyer. Sale of goods is recognised net of sales tax, value added tax and GST.
- iii. Revenue from services rendered is recognised on prorata basis in proportion to the stage of completion of the related transaction.
- iv. Interest income from debt instruments is recognised using the effective interest rate method. The effective interest rate is the rate that exactly discounts estimated future cash receipts through the expected life of the financial asset to the gross carrying amount of a financial asset. When calculating the effective interest rate, the Company estimates the expected cash flows by considering all the contractual terms of the financial instrument but does not consider the expected credit losses.
- v. Dividend income is recognised when the right to receive the dividend is established.
- vi. Rental income is recognised on a straight-line basis over the period of the lease.
- vii. Forex Gain
- viii. Share of profit JV



p) Employee benefits

Defined contribution plan

The Group's contribution to Provident Fund and Employees State Insurance Scheme is determined based on a fixed percentage of the eligible employees' salary and charged to the Consolidated Statement of Profit and Loss on accrual basis. The Group has categorised its Provident Fund, labour welfare fund and the Employees State Insurance Scheme as a defined contribution plan since it has no further obligations beyond these contributions.

Defined benefit plan

The Group's liability towards gratuity, being a defined benefit plan are accounted for on the basis of an independent actuarial valuation based on Projected Unit Credit Method. Gratuity liability is funded by payments to the trust established for the purpose.

Service cost and the net interest cost is included in employee benefit expense in the Consolidated Statement of profit and loss. Actuarial gains and losses comprise experience adjustments and the effects of changes in actuarial assumptions and are recognised immediately in 'other comprehensive income' as income or expense.

q) Borrowing costs

General and specific borrowing costs directly attributable to the acquisition/ construction of qualifying assets, which are assets that necessarily take a substantial period of time to get ready for their intended use, are added to the cost of those assets, until such time the assets are substantially ready for their intended use. All other borrowing costs are recognised as an expense in Consolidated Statement of Profit and Loss in the period in which they are incurred.

r) Borrowings and other financial liabilities

Borrowings and other financial liabilities are initially recognised at fair value (net of transaction costs incurred). Difference between the fair value and the transaction proceeds on initial recognition is recognised as an asset / liability based on the underlying reason for the difference.

Subsequently all financial liabilities are measured at amortised cost using the effective interest rate method.

Borrowings are eliminated from the consolidated balance sheet when the obligation specified in the contract is discharged, cancelled or expired. The difference between the carrying amount of a financial liability that has been extinguished or transferred to another party and the consideration paid, including any non-cash assets transferred or liabilities assumed, is recognised in profit or loss. The gain / loss is recognised in other equity in case of transactions with shareholders.

Borrowings are classified as current liabilities unless the Group has an unconditional right to defer the settlement of the liability for at least 12 months after the reporting period.

s) Trade receivables

A receivable is classified as a 'trade receivable' if it is in respect of the amount due on account of services rendered in the normal course of business. Trade receivables are recognised initially at fair value and subsequently measured at amortised cost using the EIR method, less provision for impairment.



t) Trade payables

A payable is classified as a 'trade payable' if it is in respect of the amount due on account of goods purchased or services received in the normal course of business. These amounts represent liabilities for goods and services provided to the Group prior to the end of the financial year which are unpaid. These amounts are unsecured and are usually settled as per the payment terms stated in the contract. Trade and other payables are presented as current liabilities unless payment is not due within 12 months after the reporting period. They are recognised initially at their fair value and subsequently measured at amortised cost using the EIR method.

u) Taxation

i. Tax expense recognised in profit or loss comprises the sum of deferred tax and current tax not recognised in other comprehensive income or directly in equity.

ii. Current Income Tax

Current income tax liabilities and/or assets comprise those obligations to, or claims from, fiscal authorities relating to the current or prior reporting periods, that are unpaid at the reporting date. Current tax is payable on taxable profit, which differs from profit or loss in the financial statements. Calculation of current tax is based on tax rates and tax laws that have been enacted or substantively enacted by the end of the reporting period. Deferred income taxes are calculated using the liability method on temporary differences between the carrying amounts of assets and liabilities and their tax bases.

iii. Deferred Tax

Deferred tax assets are recognised to the extent it is probable that the underlying tax loss or deductible temporary difference will be utilised against future taxable income. This is assessed based on the Group's forecast of future operations results, adjusted for significant non-taxable income and expenses and specific limits on the use of any unused tax loss or credit.

Changes in deferred tax assets or liabilities are recognised as a component of tax income or expense in profit or loss, except where they relate to items that are recognised in other comprehensive income or directly in equity, in which case the related deferred tax is also recognised in other comprehensive income or equity, respectively.

iv. Minimum Alternate Tax (MAT)

v. Tax credit is recognised in respect of Minimum Alternate Tax (MAT) as per the provisions of the Income Tax Act, 1961 based on convincing evidence that the Group will pay normal income tax within the statutory time frame and is reviewed at each Balance Sheet date.

v) Provisions and Contingent liabilities

Provisions are recognised when the Group has a present obligation (legal or constructive) as a result of a past event, it is probable that an outflow of resources embodying economic benefits will be required to settle the obligation and a reliable estimate can be made of the amount of the obligation.

Contingent liabilities are disclosed in respect of possible obligations that arise from past events, whose existence would be confirmed by the occurrence or non-occurrence of one or more uncertain future events not wholly within the control of the Group. Such liabilities are disclosed by way of notes to the financial statements.

w) Segment Reporting

The Chief Financial Officer of the Group has been identified as the Chief Operating Decision Maker (CODM) as defined by Ind AS 108, "Operating Segments". Operating segments are reported in a manner consistent with the internal reporting provided to the CODM. The accounting policies adopted for segment reporting are in conformity with the accounting policies adopted for the Group. Revenue and expenses have been identified to segments on the basis of their relationship to the operating activities of the segment. Income / Costs which relate to the Group as a whole and are not allocable to segments on a reasonable basis, have been included under Unallocated Income / Costs. Interest income and expense are not allocated to respective segments (except in case of Financial Services segment).

x) Deferred Revenue and Unbilled Revenue

Amounts received from customers or billed to customers, in advance of services performed are recorded as deferred revenue under Other Current Liabilities. Unbilled revenue included in Other Financial Assets, represents amounts recognised in respect of services performed in accordance with contract terms, not yet billed to customers as at the year end.



y) Significant management judgements in applying accounting policies and estimation uncertainty

When preparing the financial statements, management makes a number of judgments, estimates and assumptions about the recognition and measurement of assets, liabilities, income and expenses. Uncertainty about these assumptions and estimates could result in outcomes that require a material adjustment to the carrying amount of assets or liabilities affected in future periods.

Impairment of non-financial assets

In assessing impairment, management estimates the recoverable amount of each asset or cash-generating unit based on expected future cash flows and uses an interest rate to discount them. Estimation uncertainty relates to assumptions about future operating results and the determination of a suitable discount rate.

Depreciation and useful lives of property, plant and equipment

Property, plant and equipment are depreciated over the estimated useful lives of the assets, after taking into account their estimated residual value. Management reviews the estimated useful lives and residual values of the assets annually in order to determine the amount of depreciation to be recorded during any reporting period. The useful lives and residual values are based on the Group's historical experience with similar assets and take into account anticipated technological changes. The depreciation for future periods is adjusted if there are significant changes from previous estimates.

Recoverability of trade receivable

Judgments are required in assessing the recoverability of overdue trade receivables and determining whether a provision against those receivables is required. Factors considered include the credit rating of the counterparty, the amount and timing of anticipated future payments and any possible actions that can be taken to mitigate the risk of non-payment.

Provisions

Provisions and liabilities are recognized in the period when it becomes probable that there will be a future outflow of funds resulting from past operations or events and the amount of cash outflow can be reliably estimated. The timing of recognition and quantification of the liability require the application of judgment to existing facts and circumstances, which can be subject to change. Since the cash outflows can take place many years in the future, the carrying amounts of provisions and liabilities are reviewed regularly and adjusted to take account of changing facts and circumstances.

Defined benefit obligation (DBO)

Management's estimate of the DBO is based on a number of critical underlying assumptions such as standard rates of inflation, mortality, discount rate and anticipation of future salary increases. Variation in these assumptions may significantly impact the DBO amount and the annual defined benefit expenses.

z) Defined contribution plan

A) Amount of Rs. 263.70 Lakh (31 March 2019 Rs. 218.14 Lakh) pertaining to employers' contribution to provident fund, pension fund, labour welfare fund and administration charges is recognized as an expense and included in "Employee benefits" in Note 34.

B) Defined benefit plan:

Gratuity plan:

The Group operates a gratuity plan which provides lump sum benefits linked to the qualifying salary and completed years of service with the Group at the time of separation. Every employee who has completed 5 years of continuous service is entitled to receive gratuity at the time of his retirement or separation from the organization whichever is earlier. However the condition of completion of 5 years of service is not applicable where separation is on account of disability or death of an employee. The gratuity benefit that is payable to any employee, is computed in accordance with the provisions of "The Payment of Gratuity Act, 1972".

The Gratuity fund

The following table sets forth the status of the gratuity plan of the Group and the amounts recognised in the Consolidated Balance Sheet and Consolidated Statement of Profit and Loss:

Particulars	(Rs. Lakh)	
	For the year ended	For the year ended
	31-Mar-20	31-Mar-19

Changes in the present value of defined benefit obligation

Present value as at the beginning of the year	1,207.39	936.22
---	----------	--------



Included in profit and loss account

-Current service cost	278.79	274.37
-Interest cost	84.52	72.55
-Past Service COST	-	-
-Benefits paid	(5.76)	(0.81)

Included in other comprehensive income

-Actuarial loss/ (gain) arising from change in	(70.60)	(5.68)
· financial assumptions	0.29	(13.60)
· experience changes	(238.89)	(55.58)

Present value of the obligation at the end of the year	1,255.74	1,207.39
---	-----------------	-----------------

Particulars	As at 31 March	As at 31 March
	2020	2019
Present value of unfunded obligations	1,301.31	1,219.57
Net liability		

Amounts in Balance Sheet

Liability	1,288.91	1,207.39
-----------	----------	----------

Net liability is bifurcated as follows:

Long term	1,185.16	1,121.75
Short term	103.77	85.64
Net liability	1,288.92	1,207.39

Principal actuarial assumptions at the balance sheet date are as follows**Economic assumptions:**

The principal assumptions are the discount rate and salary escalation rate. The discount rate is generally based upon the market yields available on Government bonds at the accounting date with a term that matches that of the liabilities and the salary growth rate takes account of inflation, seniority, promotion and other relevant factors on long term basis. The assumptions used are summarized in the following table:

	As at 31-Mar-20	As at 31-Mar-19
Discount rate p.a.	7.75%	7.75%
Salary escalation rate p.a.	7.50%	7.50%

Demographic assumptions:

	As at 31-Mar-20	As at 31-Mar-19
Retirement age	58 years	58 years
Mortality	IALM (2006-08) Ultimate table	IALM (2006-08) Ultimate table
Employee turnover	18 - 30 years- 5%	18-30 years- 5%
	31 - 40 years- 3%	31 - 40 years- 3%
	41 - 50 years- 2%	41 - 50 years- 2%
	51 and above- 1%	51 and above- 1%



Sensitivity Analysis:

The key actuarial assumption to which the benefit obligation results are particularly sensitive to discount rate and future salary escalation rate. The following table summarizes the impact on the reported defined benefit obligation at the end of the reporting period arising on account of an increase or decrease in the reported assumption by 50 basis points.

Particulars	Year ended 31 March 2020		Year ended 31 March 2019	
	Discount rate	Salary escalation rate	Discount rate	Salary escalation rate
Increase (decrease) on plus 100 bps	1,166.45	1,430.87	760.69	920.40
Increase (decrease) on minus 100 bps	(596.03)	(501.53)	(921.05)	(759.90)

Although the analysis does not take account of the full distribution of cash flows expected under the plan, it does provide an approximation of the sensitivity of the assumptions shown

These sensitivities have been calculated to show the movement in defined benefit obligation in isolation and assuming there are no other changes in market conditions at the reporting date

Expected maturity analysis

The expected maturity analysis of defined benefit obligation (in absolute terms, i.e. undiscounted) is as follows:

Particulars	As at 31 March 2020	As at 31 March 2019
	Less than 1 year	103.50
1-2 years	99.28	103.19
2-5 years	121.93	263.99
More than 5 years	1,057.42	905.38

The weighted average duration to the payment of defined benefit obligation is 17 years (31 March 2018: 18 years).

Risk Analysis:

The above defined benefit plan expose the Group the following risks:

i) **Interest rate risk**

The defined benefit obligation calculated uses a discount rate based on government bonds. If bond yields fall, the defined benefit obligation will tend to increase.

ii) **Salary inflation risk**

Higher than expected increases in salary will increase the defined benefit obligation.

iii) **Demographic risk:**

This is the risk of variability of results due to unsystematic nature of decrements that include mortality, withdrawal, disability and retirement. The effect of these decrements on the defined benefit obligation is not straight forward and depends upon the combination of salary increase, discount rate and vesting criteria. It is important not to overstate withdrawals because in the financial analysis the retirement benefit of a short career employee typically costs less per year as compared to a long service employee.

Fair value measurement

Management uses valuation techniques to determine the fair value of financial instruments (where active market quotes are not available) and non-financial assets. This involves developing estimates and assumptions consistent with how market participants would price the instrument. Management bases its assumptions on observable data as far as possible but this is not always available. In that case management uses the best information available. Estimated fair values may vary from the actual prices that would be achieved in an arm's length transaction at the reporting date.

aa) **Earnings per share**

The Group presents basic and diluted earnings per share data for its equity shares. Basic and diluted earnings per share is calculated by dividing the profit or loss attributable to owners of the equity shares of the Holding Company by the weighted average number of equity shares outstanding during the year.



ab) Government Grants

Government grants including any non-monetary grants are recognised where there is reasonable assurance that the grant will be received and all attached conditions will be complied with.

Government grants are recognised in the consolidated statement of profit and loss on a systematic basis over the periods in which the related costs, for which the grants are intended to compensate, are recognised as expenses.

Government grants related to property, plant and equipment are presented at fair value and grants are recognised as deferred income.

ac) Exceptional Items

When items of income and expense within statement of profit and loss from ordinary activities are of such size, nature or incidence that their disclosure is relevant to explain the performance of the enterprise for the period, the nature and amount of such material items are disclosed separately as exceptional items.

ad) Events after reporting period

Adjusting events are events that provide further evidence of conditions that existed at the end of the reporting period. The financial statements are adjusted for such events before authorisation for issue.

Non-adjusting events are events that are indicative of conditions that arose after the end of the reporting period. Non-adjusting events after the reporting date are not accounted, but disclosed.

ae) Rounding of amounts

All amounts disclosed in the financial statements and notes have been rounded off to the nearest Lakhs as per the requirement of Schedule III, unless otherwise stated.

2 (B) Critical Accounting Judgements and Key Sources of Estimation Uncertainty

The preparation of the Company's Financial Statements requires management to make judgement, estimates and assumptions that affect the reported amount of revenue, expenses, assets and liabilities and the accompanying disclosures. Uncertainty about these assumptions and estimates could result in outcomes that require a material adjustment to the carrying amount of assets or liabilities affected in next financial years.

a) Recoverability of Trade Receivables

Judgements are required in assessing the recoverability of overdue trade receivables and determining whether a provision against those receivables is required. Factors considered include the credit rating of the counterparty, the amount and timing of anticipated future payments and any possible actions that can be taken to mitigate the risk of non-payment.

b) Provisions



The timing of recognition and quantification of the liability (including litigations) requires the application of judgement to existing facts and circumstances, which can be subject to change. The carrying amounts of provisions and liabilities are reviewed regularly and revised to take account of changing facts and circumstances

c) **Global Health Pandemic on COVID-19**

The outbreak of COVID-19 pandemic across the globe and in India has contributed to a significant decline and volatility in the global and Indian financial markets and slowdown in the economic activities. The extent to which the COVID-19 pandemic will impact the Company's results will depend on future developments, which are highly uncertain, including, among other things, any new information concerning the severity of the COVID-19 pandemic and any action to contain its spread or mitigate its impact whether government-mandated or elected by the Company. Given the uncertainty over the potential macro-economic condition, the impact of the global health pandemic may be different from that estimated as at the date of approval of these financial results and the Company will continue to closely monitor any material changes to future economic conditions.





(Rs in Lakhs)

4 Investment Properties	As at 31st March 2020	As at 31st March 2019
Gross Carrying amount		
Opening Gross Carrying Amount	699.81	699.81
Addition during the year	-	-
Closing Gross Carrying Amount	699.81	699.81
Accumulated Depreciation		
Opening Accumulated Depreciation	25.42	12.71
Depreciation Charged during the year	12.71	12.71
Closing Accumulated Depreciation	38.13	25.42
Net Carrying Amount	661.68	674.39
Fair Value	1,689.03	1,737.28
Details of Rental income derived from Investment Property:		
Rental income derived from investment properties	101.81	105.49
Direct operating expenses (including repairs and maintenance) generating rental income	26.42	47.07
Income arising from investment properties before depreciation	75.39	58.42
Depreciation	12.71	12.71
Income arising from investment properties (Net)	62.68	45.71

Premises given on Residential Rental basis

The Company has given investment properties on residential rental basis. These rental arrangements are for 11 months period.

Estimation of Fair Value

The fair valuation is based on current prices in the active market for similar properties as declared and provided by the management. The main inputs used by the management in determining the fair value are quantum, area, location, demand, restrictive entry to the complex, age of building and trend of fair market rent in village, Garuda Nagar, Dipka area.

5 Goodwill	As at 31st March 2020	As at 31st March 2019
A. Goodwill on Consolidation		
Opening balance	1,254.94	1,254.94
Addition during the year	-	-
Deletion during the year	-	-
Closing balance (A)	1,254.94	1,254.94
B. Goodwill on Business Combination		
Opening balance	629.87	629.87
Addition during the year	-	-
Deletion during the year	-	-
Closing balance (B)	629.87	629.87
Net (A + B)	1,884.81	1,884.81



(Rs in Lakhs)

6	Financial Assets : Investments (Non-Current)	As at 31st March 2020	As at 31st March 2019
a) Investment in equity shares			
6	Financial Assets : Investments (Non-Current)	As at 31st March 2019	As at 31st March 2018
(i) Unquoted investments in equity instruments of associates at Equity Method:			
	Shyam Indus Power Solutions Private Limited 2,37,58,115 (Prev Year: 2,37,58,115) Equity shares fully paid up (Including Cost of Control of Rs. 1921.57 Lakhs)	11,472.97	12,310.10
	Indus Best Mega Food Park Private Limited 84,89,800 (Prev Year: 84,89,800) Equity shares fully paid up (Including Goodwill of Rs. 1.16 Lakhs)	748.56	860.90
	Param Mitra Investments Limited 34,86,233 (Prev Year: 34,86,233) Equity shares fully paid up (Including Cost of Control of Rs. 6284.92 Lakhs)	7,093.75	7,206.52
	Tandem Commercial Private Limited 18,80,000 (Prev Year: 18,80,000) Equity shares fully paid up (Including Cost of Control of Rs. 1747.81 Lakhs (Prev Year Rs: 1747.81 Lakhs))	1,417.80	1,419.60
(ii) Unquoted investments in equity instruments of other companies at FVTPL:			
	Indus Portfolio Private Limited 3,43,590 (Prev Year: 3,43,590) Equity shares fully paid up	18.79	24.80
	Lotus Sustainable Holdings Pte. Ltd. 147 (Prev Year: 147) Equity shares fully paid up	0.11	0.10
	Six Holdings Pte. Ltd. 1,660 (Prev Year: 1,660) Equity shares fully paid up	0.75	0.69
(iii) Unquoted investments in equity instruments of other companies at FVTOCI:			
	Aryan Ispat & Power Pvt. Ltd. 68,30,000 (Prev Year: 68,30,000) Equity shares fully paid up	3,449.83	2,488.86
	Sips Utilities Pvt Ltd 1,50,000 (Prev Year: 1,50,000) Equity shares of Rs. 10/- each fully paid up	9.07	10.87
(iv) Investment in quoted equity shares at FVTPL:			
	Sainik Finance & Industries Limited NIL (Prev Year 9,08,841) Equity shares fully paid up	-	136.12
	Reliance communications pvt ltd 17,951 Equity Shares fully paid up	0.12	0.74
		24,151.76	24,469.30
b) Investment in equity shares			
(i) Investment in unquoted preference shares associate company at Cost			
	Indus Best Mega Food Park Private Limited 49,01,860 (Prev Year: 49,01,860) Preference shares fully paid up of Rs 10/- each	490.19	490.19
(ii) Investment in unquoted preference shares of other companies at FVTOCI			
	Aryan Ispat & Power Pvt. Ltd. 6,70,600 (Prev Year: 6,70,600) Preference shares fully paid up of Rs 100/- each	336.42	570.95
	Swastik Power and Mineral Resources Pvt Ltd 1,56,00,000 (Previous year: 1,56,00,000) preference shares of Rs. 10/- each fully paid up	1,959.98	1,706.41
	River Side Utilities Pvt Ltd 2,46,410 (Previous year: 2,46,410) preference shares of Rs. 10/- each fully paid up	5.85	5.85
	Seaside Utilities Pvt Ltd 12,00,070 (Previous year: 12,00,070) preference shares of Rs. 10/- each fully paid up	3.77	3.77
		2,798.21	2,771.17
c) Investment in JV			
	SS Mining JV	375.32	-
		375.32	-
d) Investment in bonds at Amortised Cost			
	Govt of India Bond 2023 (Bonds of Face value 100/- each)	24.71	24.71
		24.71	24.71
Grand Total		27,350.00	27,265.18





(Ru in Lakhs)

	As at 31st March 2020	As at 31st March 2019
7 Financial Assets : Loans (Non-Current)		
<i>(Unsecured and considered good)</i>		
Loan & Advances to Related Parties	45,231.00	42,541.43
	45,231.00	42,541.43
8 Other Financial Assets (Non-Current)		
<i>(Unsecured, considered good unless otherwise stated)</i>		
Security deposits		
-With Banks and Others	1,802.46	1,781.68
-Balances with Scheduled Banks in fixed deposits of maturity period of more than 12 months**	1,961.02	3,012.93
Advance for which value to be received	160.00	191.24
	3,423.48	4,405.95
**Hypothecated to Banks for security for Debt Service Reserve Account & others		
9 Other Non-Current Assets		
<i>(Unsecured, considered good unless otherwise stated)</i>		
Predeposit for appeal	11.80	11.80
Other Receivables and Prepayments	1,227.39	-
Capital Advance	5.00	5.00
Balance With Revenue departments	350.52	350.52
	1,594.71	367.32
10 Inventories		
<i>(valued at the lower of cost or net realizable value)</i>		
Coal	2,055.42	3,345.14
Rice Husk	141.17	310.19
Raw Material & Consumables	828.50	686.77
Gift items	16.00	6.26
Stores & spares	520.20	875.60
Oil & Lubricants	101.16	33.95
	3,662.93	5,267.91
11 Trade Receivables		
Secured and considered good	-	17.08
Unsecured and considered good	24,443.90	24,132.35
	24,443.90	24,149.43
12 Cash & Cash Equivalents		
Cash and cash equivalents		
Balance with banks :		
-current accounts	1,017.70	2,991.38
-fixed deposit of maturity period of less than 3 month*	1,555.54	670.73
Cash in hand	171.59	198.73
	2,744.83	3,860.84
* Hypothecated to Bank for Margin of Bank Guarantee issued		
13 Other Bank Balances		
Deposits with Banks**	2,846.54	3,007.63
Less: Deposit with banks maturing within 3 months	(1,474.40)	(651.34)
Less : Deposits with banks maturing after 12 months	(479.20)	(1,590.03)
	892.96	758.26
** Fixed deposit for Bank Guarantees & Security Deposits Provided as security to Governments & held as margin money for bank guarantees		
14 Financial Assets : Loans & ICD (Current)		
Loans & ICD		
Loan to Related Parties	3,269.04	3,455.42
Loan to Other Parties	5,177.28	11,169.60
	8,446.32	14,625.02
15 Financial Assets: Investments (Current)		
Equity instruments of other companies valued at FVTPL(Annexure-1 attached)		
Quoted Equity shares, fully paid-up*	6.89	2,138.52
Investment in mutual funds	-	226.31
	6.89	2,364.83
* Represent stock in trade but treated as current investments for the purpose of valuation of financial instrument as per IndAs-109.		





(Rs in Lakhs)

19 Other Equity	As at 31st March 2020	As at 31st March 2019
(i) Capital Reserve due to Consolidation		
Opening balance	9,610.96	9,666.89
Addition during the year	78.87	381.83
Deletion during the year		(437.76)
Closing balance	9,689.83	9,610.96
(ii) Capital Reserve		
Opening balance	76.47	76.47
Addition during the year	-	-
Deletion during the year	-	-
Closing balance	76.47	76.47
(iii) Capital Redemption Reserve		
Opening balance	12.00	12.00
Addition during the year	-	-
Closing balance	12.00	12.00
(iv) Securities Premium		
Opening balance	7,312.49	7,312.49
Acquisition during the year	-	-
Addition during the year	-	-
Closing balance	7,312.49	7,312.49
(v) Foreign Currency Translation Reserve		
Opening balance	7,854.81	3,209.88
Addition during the year	9,190.86	3,953.56
Add: Other comprehensive income for the year		691.37
Closing balance	17,045.67	7,854.81
(vi) General Reserve		
Opening balance	2,481.33	2,481.33
Addition during the year	-	-
Closing balance	2,481.33	2,481.33
(vii) Retained Earnings		
Opening balance	83,162.45	50,045.74
Add: Profit/(loss) for the year	(4,662.10)	1,399.18
Add: Other Comprehensive Income/(Loss) of the year	1,015.67	33,278.10
Add: Acquisition/Change in stake of subsidiary & associates	-	(443.61)
Add: Share of profit/(loss) for adjustment in reserves of associates	-	(1,116.96)
Closing balance	79,516.02	83,162.45
Grand Total	1,16,133.81	1,10,510.51





(Rs in Lakhs)

16 Other Financial Assets (Current)	As at 31st March 2020	As at 31st March 2019
Secured and considered good		
Loan to others	143.00	143.00
Unsecured and considered good		
Unbilled revenue receivable	2,507.55	890.50
Other Receivable and Prepayments	1,027.92	746.82
Security deposit	175.82	244.83
Advance portion for which value to be received	893.72	1,203.17
Retention Money	1,969.03	1,048.95
Share application money given	250.00	351.05
	6,967.04	4,629.14
17 Other Current Assets	As at 31st March 2020	As at 31st March 2019
Advance to vendors for goods & services	565.06	1,227.41
Advance to employees	47.22	48.50
Prepaid expenses	273.61	110.07
Input Tax Credit	69.71	22.72
Unclaimed GST Input	-	15.97
MAT Credit Receivable	12.21	1.56
Current tax receivable	1,673.03	3,111.22
With Holding Tax Receivable	107.17	240.65
Deferred Expenditure	228.38	-
	2,977.19	4,778.10





18 Share capital

(Rs in Lakhs)

Particulars	As at 31 March 2020		As at 31 March 2019	
	No. of Shares	Amount	No. of Shares	Amount
Authorised share capital				
Equity shares of Rs.10 each	5,20,00,000	5,200.00	5,20,00,000	5,200.00
Preference Shares of Rs.10 each	-	-	-	-
	5,20,00,000	5,200.00	5,20,00,000	5,200.00
Issued, subscribed and fully paid-up				
Equity shares of Rs.10 each fully paid	5,13,97,626	5,139.76	5,13,97,626	5,139.76
	5,13,97,626	5,139.76	5,13,97,626	5,139.76

a) Reconciliation of the number of shares outstanding at the beginning and at the end of the reporting period

Particulars	As at 31 March 2020		As at 31 March 2019	
	No. of Shares	Amount	No. of Shares	Amount
Equity Shares				
Shares at the beginning of the year	5,13,97,626	5,139.76	5,13,97,626	5,139.76
Add: Further issued during the year	-	-	-	-
Total	5,13,97,626	5,139.76	5,13,97,626	5,139.76

b) Terms/rights attached to equity shares

The Company has only one class of equity shares, having a par value of Rs.10 per share. All shares rank pari passu with respect to dividend, voting rights and other terms. Each shareholder is entitled to one vote per share. The dividend proposed, if any, by the Board of Directors is subject to approval of shareholders in the ensuing Annual General Meeting, except in case of interim dividend. The repayment of equity share capital in the event of liquidation and buy back of shares are possible subject to prevalent regulations. In the event of liquidation, normally the equity shareholders are eligible to receive the remaining assets of the Company after distribution of all preferential amounts, in proportion to their shareholding.

c) Details of Equity shareholders holding more than 5% shares in the company

Equity shares of Rs.10 each, fully paid up held by	As at 31 March 2020		As at 31 March 2019	
	No. of Shares	% of shares held	No. of Shares	% of shares held
Paramitra Holdings Ltd.	76,00,000	14.79%	76,00,000	14.79%
Rudra Sen Sindhu	29,30,300	5.70%	29,30,300	5.70%
Vrit Pal Sindhu	37,10,976	7.22%	37,10,976	7.22%
Satya Pal Sindhu	33,66,780	6.55%	33,66,780	6.55%
Vir Sen Sindhu	36,03,250	7.01%	36,03,250	7.01%
Dev Suman Sindhu	29,08,840	5.66%	29,08,840	5.66%
Abhimanyu Sindhu	27,25,800	5.30%	27,25,800	5.30%
	2,68,45,946	52.23%	2,68,45,946	52.23%





(Rs in Lakhs)

Non Controlling Interest (NCI)	As at 31st March 2020	As at 31st March 2019
Opening balance	56,658.72	42,368.51
Acquisition of New Subsidiary in Step Down	-	-
Add: Share in profit of net balss	(5,606.94)	14,288.62
Adjustment in respect of additional investment	5,187.23	1.59
Add: Preference Dividend to NCI	-	-
Change in NCI Stake	-	-
Disposal of Subsidiary NCI	-	-
Closing balance	56,239.01	56,658.72
20 Financial Liabilities : Borrowings (Non-Current)	As at 31st March 2020	As at 31st March 2019
Secured Loan (Annexure-2 attached)		
From banks	83,079.22	89,708.40
Finance Lease	273.79	379.15
Less: Processing fees pending amortisation	166.49	243.26
Less: amount disclosed under the head "Other current financial liabilities" (refer note 26)	12,623.57	12,388.55
	70,562.95	77,455.74
Unsecured - Liability component of compound financial instrument		
Convertible Loan from Others	22,535.50	20,168.86
Loan from related parties	897.03	-
	23,432.53	20,168.86
	93,995.48	97,624.60
21 Provisions (Non-Current)	As at 31st March 2020	As at 31st March 2019
Provision for gratuity	1,792.27	1,678.17
	1,792.27	1,678.17
22 Other Non-Current Liabilities	As at 31st March 2020	As at 31st March 2019
Advance payments received for which value to be given	8,285.36	1,196.86
Security deposit received	2,681.30	2,562.86
Other Payables	12,579.84	18,559.06
	23,546.50	22,318.78
23 Net Deferred Tax Liabilities	As at 31st March 2020	As at 31st March 2019
The balances comprises temporary differences attributable to the following:		
Deferred tax assets arising on account of		
-Provision for gratuity	298.64	386.98
-Property, plant and equipment	320.51	640.48
-Valuation of equity shares hold as investment	-	(10.41)
-Amortisation of Security Deposit	-	-
-Carry forward of brought forward losses and unabsorbed depreciation	256.39	292.31
-Capital spares reclassified to capital work in progress	(4.12)	1.88
-Others	-	-
	871.43	1,311.24
Deferred tax liability arising on account of		
-Property, plant and equipment	177.68	200.44
-Measurement of loan at amortised cost	39.37	84.13
-Valuation Of Equity shares hold as investment	92.31	137.20
Amortisation of security deposit	-	0.92
-Intangible Assets	(100.66)	1.12
-Finance Lease	-	-
-Fair valuation on acquisitions	72,668.25	68,267.59
	72,876.96	68,691.40
Net Deferred Tax Liability	72,005.53	67,380.16





(Rs in Lakhs)

24 Financial Liabilities : Borrowings (Current)	As at 31st March 2020	As at 31st March 2019
Loans repayable on demand (secured)*:		
CC from ICICI Bank Limited	500.38	-
CC from IndusInd Bank Limited	1,665.62	1,578.62
CC from State Bank of India	492.97	497.70
CC from HDFC Bank	1,483.81	1,447.58
CC from IDBI Bank	-	-
Bills Discounting -HDFC Bank	3,887.50	4,000.00
Finance Leases	339.57	514.68
Unsecured Loans		
Short term loans from others	3,386.93	6,849.77
ICD taken	2,029.31	763.82
Loan from director	7,073.85	6,888.63
Loan From other	622.76	-
	21,482.70	22,540.80

24 Borrowings (Current) Continue..	As at 31st March 2020	As at 31st March 2019
------------------------------------	--------------------------	--------------------------

Footnote:

*** Nature of security for cash credits and working capital demand loans**

i Nature of Security and terms of repayment for short term secured borrowings of Holding Company:

'Cash Credit of Rs.5,00,37,549/- (Prev year: Rs. NIL) from ICICI Bank is secured against Pari passu charge with HDFC Bank & IndusInd Bank on the entire stocks of raw material , stores etc and book- debts receivables etc and Second pari passu charge on the property of M/s Sindhu Realtors Ltd. The facility was taken with a limit of Rs. 5 crores from ICICI Bank carries interest rate at MCLR + 3.75% p.a.

ii Nature of Security and terms of repayment for short term secured borrowings of Holding Company:

Cash Credit of Rs. 9,86,90,713 (Prev year: 9,88,80,160) from IndusInd Bank is secured through first pari passu charge by way of hypothecation on the entire current assets of the company alongwith the other lenders,i.e, ICICI Bank and HDFC Bank and 2nd charge on the property of the company situated in Tifra, Bilaspur (C.G.). The facility allows to the company to use Rs. 10 Crores for its working capital requirement on a cost of MCLR + 2%.

Nature of Security and terms of repayment for short term secured borrowings of Subsidiary Company:

Cash Credit of Rs. 6,78,71,680(Prev year: 5,89,82,191) from IndusInd Bank is secured through Pari-passu first charge by way of hypothecation/mortgage on all current assets including entire stocks and book debts, both present and future, comprising , interalia ,of stock of raw material, work in progress , finished good
 Pari-passu collateral charge on all moveable/immovable fixed assets of company present and future.

iii Nature of Security and terms of repayment for short term secured borrowings of Subsidiary Company:

Cash Credit of Rs. 4,92,96,950 (Prev year: 4,97,69,860) from State Bank of India is secured through Hypothecation of entire stock in the possession of M/s Indus Automotive Private limited at all the godowns/premises/locations Rawabhata, Himgiri Korba, Raigarh, Gevra, Bilaspur, Ambikapur or any their Places including in transit or book debt outstanding or bills Receivables.

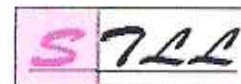
iv Nature of Security and terms of repayment for short term secured borrowings of Holding Company:

Cash Credit of Rs. 10,05,85,947 (Previous year Rs. 9,91,52,286) and invoice discounting of Rs. 40,00,00,000/-from HDFC Bank is secured by way of first pari passu charge on entire assets of the company along with other lenders i.e. ICICI Bank and IndusInd Bank and exclusive charge on land and building of the company situated at Rajender Nagar Chowk , link road , bilaspur and personal guarantee of Mr Satyapal Sindhu , Mr Rudra Sen Sindhu, and Mr Vrit Pal Sindhu. It carries interest rate at 11.50%.

Nature of Security and terms of repayment for short term secured borrowings of Subsidiary Company:

Cash Credit of Rs. 4,77,94,888(Previous year Rs. 4,56,06,070) from HDFC Bank is secured on current Assets , movable fixed assets of the company & equitable mortgage on leasehold (30 Year) Land and Building measuring 20000 Sq. Ft. in the name of Hari Bhoomi Communications Pvt Ltd at PC No. 114, Raipur, Chhattisgarh; Equitable Mortgage on Leasehold (30 Year) Land and Building admeasuring18011 Sq. Ft. in the name of Hari Bhoomi Samachar Patra (Title name of Hari Bhoomi Communications Pvt Ltd) at Khasra No. 491/1 and 492/2(Part) PH. NO. 26, Mouja, Ameri ,Ring Road No. 2, Block-Takhatur Distt.Bilaspur Chhattisgarh . Personal guarantee of Dev Suman Sindhu & Maj. Satya Pal Sindhu






(Rs in Lakhs)

25 Trade Payables	As at 31st March 2020	As at 31st March 2019
Trade payables		
Total Outstanding dues for Micro & Small Enterprise	1,431.78	697.51
Total Outstanding dues of other trade payables	15,617.98	11,218.65
	17,049.76	11,916.16
Dues To Micro And Small Enterprises		
The Company has certain dues to suppliers registered under Micro, Small and Medium Enterprises Development Act, 2006		
Particulars	As at 31st March 2020	As at 31st March 2019
(a) The principal amount remaining unpaid to any supplier at the end of the year.	1,431.78	697.51
(b) Interest due remaining unpaid to any supplier at the end of the year.	-	-
(c) The amount of interest paid by the buyer in terms of section 16 of the MSMED Act, 2006, along with the amount of the payment made to the supplier beyond the appointed day during the year.	-	-
(d) The amount of interest due and payable for the period of delay in making payment (which have been paid but beyond the appointed day during the year) but without adding the interest specified under the MSMED Act, 2006.	-	-
(e) The amount of interest accrued and remaining unpaid at the end of each accounting year.	-	-
(f) The amount of further interest remaining due and payable even in the succeeding years, until such date when the interest dues above are actually paid to the small enterprises, for the purpose of disallowance of a deductible expenditure under section 23 of the MSMED Act, 2006.	-	-
Disclosure of payable to vendors as defined under the "Micro, Small and Medium Enterprise Development Act, 2006" is based on the information available with the Company regarding the status of registration of such vendors under the said Act, as per the intimation received from them on requests made by the Company. There are no overdue principal amounts/ interest payable amounts for delayed payments to such vendors at the Balance Sheet date. There are no delays in payment made to such suppliers during the year or for any earlier years and accordingly there is no interest paid or outstanding interest in this regard in respect of payment made during the year or on balance brought forward from previous year.		
26 Other Financial Liabilities (Current)	As at 31st March 2020	As at 31st March 2019
Current maturities of long term borrowings	12,623.57	12,388.55
Retention money from suppliers	59.25	58.60
Expenses payable	10,198.42	7,372.42
Salary Payable	818.63	75.70
Advance from customers	13,415.69	12,997.55
Securities received	368.07	670.31
	37,483.63	33,563.13
27 Other Current Liabilities	As at 31st March 2020	As at 31st March 2019
Statutory dues payable	2,499.81	1,414.86
Advances from Customers	523.49	232.12
Advances from Others	0.75	0.50
	3,024.05	1,647.48
28 Provisions (Current)	As at 31st March 2020	As at 31st March 2019
Provision for employee benefits	103.77	85.65
Provision for income tax	3,385.88	5,270.43
	3,489.65	5,356.08



SINDHU TRADE LINKS LIMITED
 Consolidated Financial Statements
 Notes to the Financial Statements for the year ended 31st March 2020



Annexure-1 to Note 15

(Rs. Lakh)

Particulars	As at 31st March 2020		As at 31st March 2019	
	Units	Amounts	Units	Amounts
Investments measured at Fair Value through Profit & Loss				
Andhra Cement Ltd.	15,000	0.24	15,000	0.77
Aravali Securities & Finance Ltd.	25,000	0.62	25,000	0.99
Ferro Alloys Corporation Ltd.	15,000	0.64	15,000	0.64
RDB Industries Ltd.	5,000	0.90	5,000	1.49
Shree Bhawani Papers Ltd.	40,000	1.55	40,000	1.55
Shree Ram Mills Ltd.	3,000	1.11	3,000	1.11
Shyam Telecom Ltd	10,000	0.65	10,000	0.74
J C T Limited	500	0.00	500	0.01
Malwa Cotton Spinning Mills Ltd	200	0.01	200	0.01
Hindustan Motors Ltd.	1,000	0.03	1,000	0.07
I.P. Rings Ltd.	100	0.04	100	0.10
Jagan Hitech Lamps Ltd.	4,700	0.78	4,700	0.59
Standard Capital Markets Ltd.	5,000	0.06	5,000	0.06
Carrier Airconditioning & Refrigeration Ltd.	1,600	0.16	1,600	0.16
IFCI Ltd	2,000	0.08	2,000	0.28
Lakshmi Vilas Bank Ltd.	-	-	29,99,926	2,129.95
Varanium Dynamic Fund	-	-	2,29,211	226.31
Total Current Investments		6.88		2364.83



Annexure-2 to Note 20

Nature of Security and terms of repayment for long term secured borrowings of Group:

PARTICULARS	TOTAL LONG-TERM BORROWING		NON-CURRENT PORTION		CURRENT MATURITIES		
	31ST MARCH 2020	31ST MARCH 2019	31ST MARCH 2020	31ST MARCH 2019	31ST MARCH 2020	31ST MARCH 2019	
LONG TERM BORROWINGS							
Secured term loans:							
- From banks and financial institutions*	83,079.22	89,708.40	70,455.65	77,321.69	12,623.57	12,386.70	
	83,079.22	89,708.40	70,455.65	77,321.69	12,623.57	12,386.70	
* Loan from banks as stated above includes the followings:							
Bank/Financial Institution	Facility	Total	Non-current portion		Current maturities		
1 ICICI Bank Limited	Term Loan	10,902.40	8,640.00	10,301.60	2,342.40	2,774.40	
2 SREI Equipment Finance	Commercial Equipment Loan	935.00	-	864.07	935.00	634.43	
3 HDFC Bank Limited	Commercial Equipment Loan	-	-	-	-	101.57	
4 Kotak Mahindra Bank Ltd.	Loan Against Property	398.23	344.36	436.94	53.06	63.07	
5 IndusInd Bank Limited	Loan Against Property	-	-	-	-	303.84	
6 Kotak Mahindra Prime Ltd.	Car Loan-Audi 2	-	-	-	-	19.34	
7 HDFC Bank Limited	Commercial Equipment Loan	-	-	-	-	6.00	
8 HDFC Bank Limited	Commercial Equipment Loan	-	-	-	-	11.96	
9 HDFC Bank Limited	Commercial Equipment Loan	-	-	-	-	12.12	
10 SREI Equipment Finance	Commercial Equipment Loan	-	-	-	-	27.07	
11 Tata Capital Financial	Refinance Vehicle Loan	-	-	-	-	-	
12 HDFC Bank Limited	Car Loan-Audi	-	-	-	-	4.35	
13 HDR Financial Services Ltd.	Refinance Vehicle Loan	-	-	-	-	37.05	
14 Tata Capital Financial	Refinance Vehicle Loan	-	-	-	-	128.07	
15 ICICI Bank Limited	Term Loan	1,540.00	1,050.00	1,400.00	490.00	560.00	
16 Sundaram Finance Ltd.	Refinance Vehicle Loan	2.50	30.93	2.50	2.50	20.43	
17 Sundaram Finance Ltd.	Refinance Vehicle Loan	7.72	47.46	3.84	7.72	43.62	
18 Sundaram Finance Ltd.	Refinance Vehicle Loan	3.00	37.12	3.00	3.00	34.12	
19 Tata Capital Financial Services Ltd.	Refinance Vehicle Loan	23.52	156.06	-	23.52	133.34	
20 Tata Capital Financial Services Ltd.	Refinance Vehicle Loan	19.01	94.40	-	19.01	74.59	
21 Tata Motors Finance Limited	Commercial Equipment Loan	44.66	214.42	-	44.66	169.76	
22 Tata Motors Finance Limited	Commercial Equipment Loan	64.30	247.04	-	64.30	102.74	
23 HDFC Bank Limited	Commercial Equipment Loan	21.00	35.32	5.46	21.00	14.32	
24 Tata Motors Finance Limited	Commercial Equipment Loan	304.18	629.38	117.70	304.18	245.20	
25 Axis Bank Ltd.	Commercial Equipment Loan	55.08	87.73	21.41	55.08	34.47	
26 HDFC Bank Limited	Commercial Equipment Loan	573.30	751.34	379.02	573.30	193.48	
27 Axis Bank Ltd.	Commercial Equipment Loan	200.39	452.74	110.48	200.39	177.91	
28 HDFC Bank Limited	Commercial Equipment Loan	637.00	834.02	422.02	637.00	214.97	
29 SREI Equipment Finance Private Limited	Commercial Equipment Loan	434.06	574.07	283.31	434.06	151.55	
30 Tata Capital Financial Services Ltd.	Commercial Equipment Loan	130.27	308.42	-	130.27	220.15	
31 HDFC Bank Limited	Commercial Equipment Loan	445.90	504.38	295.42	445.90	130.48	
32 Sundaram Finance Ltd.	Commercial Equipment Loan	305.15	462.00	135.79	305.15	156.05	
33 IndusInd Bank Limited	Commercial Equipment Loan	-	17.86	-	-	8.10	
34 IDFC Bank Ltd.	Commercial Equipment Loan	129.41	192.09	60.98	129.41	62.60	
35 IDFC Bank Ltd.	Commercial Equipment Loan	257.72	382.54	121.46	257.72	124.02	
36 Tata Capital Financial Services Ltd.	Commercial Equipment Loan	114.69	229.13	10.39	114.69	114.44	
37 HDFC Bank Limited	Commercial Equipment Loan	263.51	316.57	205.75	263.50	57.76	
38 Sundaram Finance Ltd.	Commercial Equipment Loan	14.02	27.33	1.19	14.00	53.10	
39 SREI Equipment Finance Private Limited	Commercial Equipment Loan	1,443.68	2,377.25	422.96	1,450.20	12.50	
40 SREI Equipment Finance Private Limited	Commercial Equipment Loan	482.11	496.66	489.03	491.70	927.10	
41 SREI Equipment Finance Private Limited	Commercial Equipment Loan	0.60.57	1,262.61	431.57	0.67.20	5.00	
42 Axis Bank Ltd.	Commercial Equipment Loan	44.97	62.32	26.05	45.00	395.40	
43 Tata Capital Financial Services Ltd.	Commercial Equipment Loan	67.77	304.09	-	67.77	18.92	
44 Tata Motors Finance Limited	Commercial Equipment Loan	69.06	325.70	-	67.80	17.40	
45 Tata Capital Financial Services Ltd.	Commercial Equipment Loan	257.06	336.24	109.2	257.1	236.30	
46 Tata Capital Financial Services Ltd.	Commercial Equipment Loan	85.79	112.27	63.1	85.9	256.60	
47 Axis Bank Ltd.	Commercial Equipment Loan	171.42	225.60	112.0	171.4	79.20	
48 Tata Capital Financial Services Ltd.	Commercial Equipment Loan	332.41	505.01	180.1	332.4	22.7	
49 Tata Capital Financial Services Ltd.	Commercial Equipment Loan	99.07	149.19	56.5	99.9	26.50	
50 Sundaram Finance Ltd.	Commercial Equipment Loan	264.60	344.77	176.4	264.7	54.20	
51 Kotak Mahindra Bank Ltd.	Commercial Equipment Loan	230.70	286.25	186.2	230.7	49.30	
52 Axis Bank Ltd.	Commercial Equipment Loan	63.51	90.00	47.0	63.5	60.10	
53 Sundaram Finance Ltd.	Commercial Equipment Loan	101.08	145.78	51.1	101.1	47.50	
54 SREI Equipment Finance Private Limited	Term Loan	1,560.76	2,500.00	-	2,500.00	20.50	
55 Axis Bank	Commercial Equipment Loan	148.19	-	106.1	-	50.0	
56 Sundaram Finance Ltd.	Commercial Equipment Loan	246.14	-	175.4	-	42.1	
57 Tata Motors Finance Limited	Commercial Equipment Loan	456.11	-	36.5	-	70.7	
58 Sundaram Finance Ltd.	Commercial Equipment Loan	191.77	-	164.9	-	419.6	
59 IndusInd Bank Term Loan (512003478569)	Term Loan	506.01	708.41	303.61	498.53	26.9	
60 IndusInd Bank Term Loan (512003479702)	Term Loan	-	275.05	-	-	202.40	
61 HDFC Bank Limited	Car Loan	2.02	4.74	1.18	4.32	207.33	
62 ICICI Bank Limited	Term Loan	45,231.00	41,502.59	45,231.00	41,502.59	0.42	
63 IndusInd Bank Limited	Term Loan	12,061.60	13,142.55	9,600.05	11,067.41	2,075.14	
Total		83,079.22	89,708.40	70,455.65	77,321.69	12,623.57	12,386.70



Annexure-2 to Note 20

Nature of Security and terms of repayment for long term secured borrowings of Group:

* Nature of Security/Guarantee & terms of repayment of principal

SN	Name of Bank/Financial Institution	Borrower	Repayment of Term Loan	Date of Maturity	Security/Guarantee
1	ICICI Bank Limited	Sindhu Trade Links Ltd.	24 Quarterly Installments	31/03/2023	Equitable Mortgage on Immovable Property & Corporate Guarantee of M/s Four Corner Developers Pvt Ltd and Sindhu Realtors Ltd. and personal guarantee of Capt. R S Sindhu
2	SREI Equipment Finance Private Limited	Sindhu Trade Links Ltd.	47 Monthly Installments	22/01/2021	Equitable Mortgage of immovable property and Personal guarantee of Mrs. Rachna Sindhu, Mrs. Beta Sindhu, Capt.R.S. Sindhu, Maj. Satya Pal Sindhu, Sh. Dev Suman Sindhu
3	HDFC Bank Limited	Sindhu Trade Links Ltd.	35 Monthly Installments	20/02/2020	Hypothecation of Equipment and Personal Guarantee of Managing Director Maj. Satyapal Sindhu
4	Kotak Mahindra Bank Ltd.	Sindhu Trade Links Ltd.	120 Monthly Installments	10/01/2024	Equitable Mortgage on Immovable Property of promoters & personal guarantee of Maj. Satya Pal Sindhu
5	IndusInd Bank Limited	Sindhu Trade Links Ltd.	42 Monthly Installments	01/06/2019	Equitable Mortgage on Immovable Property of Mrs. Sheela Gehlot & personal guarantee of Mr. Rudra Sen Sindhu and Mrs. Sheela Gehlot.
6	Kotak Mahindra Prime Ltd.	Sindhu Trade Links Ltd.	48 Monthly Installments	05/02/2020	Hypothecation of Car and Personal Guarantee of Managing Director Maj. Satyapal Sindhu
7	HDFC Bank Limited	Sindhu Trade Links Ltd.	35 Monthly Installments	01/04/2019	Hypothecation of Equipment and Personal Guarantee of Managing Director Maj. Satyapal Sindhu
8	HDFC Bank Limited	Sindhu Trade Links Ltd.	35 Monthly Installments	05/07/2019	Hypothecation of Equipment and Personal Guarantee of Managing Director Maj. Satyapal Sindhu
9	HDFC Bank Limited	Sindhu Trade Links Ltd.	35 Monthly Installments	15/04/2019	Hypothecation of Equipment and Personal Guarantee of Managing Director Maj. Satyapal Sindhu
10	SREI Equipment Finance Private Limited	Sindhu Trade Links Ltd.	35 Monthly Installments	03/04/2019	Hypothecation of Equipment and Personal Guarantee of Managing Director Maj. Satyapal Sindhu
11	Tata Capital Financial	Sindhu Trade Links Ltd.	35 Monthly Installments	03/05/2019	Hypothecation of Equipment and Personal Guarantee of Managing Director Maj. Satyapal Sindhu
12	HDFC Bank Limited	Sindhu Trade Links Ltd.	36 Monthly Installments	05/05/2019	Hypothecation of Equipment and Personal Guarantee of Managing Director Maj. Satyapal Sindhu
13	HDF Financial Services Ltd.	Sindhu Trade Links Ltd.	35 Monthly Installments	04/06/2019	Hypothecation of Equipment and Personal Guarantee of Managing Director Maj. Satyapal Sindhu
14	Tata Capital Financial	Sindhu Trade Links Ltd.	35 Monthly Installments	21/09/2019	Hypothecation of Equipment and Personal Guarantee of Managing Director Maj. Satyapal Sindhu & property of Sh. Vriti Pal Sindhu
15	ICICI Bank Limited	Sindhu Trade Links Ltd.	20 Quarterly Installments	30/06/2022	Equitable Mortgage on Immovable Property & Corporate Guarantee of M/s Four Corner Developers Pvt Ltd and Sindhu Realtors Ltd. and personal guarantee of Capt. R S Sindhu
16	Sunlaram Finance Ltd.	Sindhu Trade Links Ltd.	35 Monthly Installments	22/04/2020	Hypothecation of Equipment and Personal Guarantee of Managing Director Maj. Satyapal Sindhu
17	Sunlaram Finance Ltd.	Sindhu Trade Links Ltd.	35 Monthly Installments	22/04/2020	Hypothecation of Equipment and Personal Guarantee of Managing Director Maj. Satyapal Sindhu
18	Sunlaram Finance Ltd.	Sindhu Trade Links Ltd.	35 Monthly Installments	22/04/2020	Hypothecation of Equipment and Personal Guarantee of Managing Director Maj. Satyapal Sindhu
19	Tata Capital Financial Services Ltd.	Sindhu Trade Links Ltd.	35 Monthly Installments	21/05/2020	Hypothecation of Equipment and Personal Guarantee of Managing Director Maj. Satyapal Sindhu
20	Tata Capital Financial Services Ltd.	Sindhu Trade Links Ltd.	35 Monthly Installments	03/06/2020	Hypothecation of Equipment and Personal Guarantee of Managing Director Maj. Satyapal Sindhu
21	Tata Motors Finance Limited	Sindhu Trade Links Ltd.	35 Monthly Installments	02/06/2020	Hypothecation of Equipment and Personal Guarantee of Managing Director Sh. Vir Sen Sindhu
22	Tata Motors Finance Limited	Sindhu Trade Links Ltd.	35 Monthly Installments	02/07/2020	Hypothecation of Equipment and Personal Guarantee of Managing Director Sh. Vir Sen Sindhu
23	HDFC Bank Limited	Sindhu Trade Links Ltd.	47 Monthly Installments	05/07/2021	Hypothecation of Equipment and Personal Guarantee of Managing Director Maj. Satyapal Sindhu
24	Tata Motors Finance Limited	Sindhu Trade Links Ltd.	35 Monthly Installments	11/08/2021	Hypothecation of Equipment and Personal Guarantee of Managing Director Sh. Vir Sen Sindhu
25	Axis Bank Ltd.	Sindhu Trade Links Ltd.	47 Monthly Installments	10/10/2021	Hypothecation of Equipment and Personal Guarantee of Managing Director Maj. Satyapal Sindhu
26	HDFC Bank Limited	Sindhu Trade Links Ltd.	59 Monthly Installments	15/12/2022	Hypothecation of Equipment and Personal Guarantee of Managing Director Maj. Satyapal Sindhu
27	Axis Bank Ltd.	Sindhu Trade Links Ltd.	47 Monthly Installments	20/10/2021	Hypothecation of Equipment and Personal Guarantee of Managing Director Maj. Satyapal Sindhu
28	HDFC Bank Limited	Sindhu Trade Links Ltd.	59 Monthly Installments	15/12/2022	Hypothecation of Equipment and Personal Guarantee of Managing Director Maj. Satyapal Sindhu
29	SREI Equipment Finance Private Limited	Sindhu Trade Links Ltd.	60 Monthly Installments	05/11/2022	Hypothecation of Equipment and Personal Guarantee of Managing Director Maj. Satyapal Sindhu
30	Tata Capital Financial Services Ltd.	Sindhu Trade Links Ltd.	35 Monthly Installments	21/10/2020	Hypothecation of Equipment and Personal Guarantee of Managing Director Maj. Satyapal Sindhu
31	HDFC Bank Limited	Sindhu Trade Links Ltd.	59 Monthly Installments	15/12/2022	Hypothecation of Equipment and Personal Guarantee of Managing Director Maj. Satyapal Sindhu




Annexure-2 to Note 20

Nature of Security and terms of repayment for long term secured borrowings of Group:


32	Sundaram Finance Ltd.	Sindhu Trade Links Ltd.	35 Monthly Installments	03/12/2021	Hypothecation of Equipment and Personal Guarantee of Managing Director Maj. Satyapal Sindhu
33	IndusInd Bank Limited	Sindhu Trade Links Ltd.	41 Monthly Installments	21/04/2021	Hypothecation of Equipment and Personal Guarantee of Managing Director Maj. Satyapal Sindhu
34	IDFC Bank Ltd.	Sindhu Trade Links Ltd.	47 Monthly Installments	20/01/2022	Hypothecation of Equipment and Personal Guarantee of Managing Director Maj. Satyapal Sindhu
35	IDFC Bank Ltd.	Sindhu Trade Links Ltd.	47 Monthly Installments	20/01/2022	Hypothecation of Equipment and Personal Guarantee of Managing Director Maj. Satyapal Sindhu
36	Tata Capital Financial Services Ltd.	Sindhu Trade Links Ltd.	35 Monthly Installments	09/02/2021	Hypothecation of Equipment and Personal Guarantee of Managing Director Maj. Satyapal Sindhu
37	HDFC Bank Limited	Sindhu Trade Links Ltd.	71 Monthly Installments	05/03/2024	Hypothecation of Equipment and Personal Guarantee of Managing Director Maj. Satyapal Sindhu
38	Sundaram Finance Limited	Sindhu Trade Links Ltd.	35 Monthly Installments	22/04/2021	Hypothecation of Equipment and Personal Guarantee of Managing Director Maj. Satyapal Sindhu
39	SREI Equipment Finance Private Limited	Sindhu Trade Links Ltd.	42 Monthly Installments	05/12/2021	Equitable Mortgage of property belonging to M/s Purushotam Buildwell Pvt. Ltd. And personal Guarantee of Capt. R. S. Sindhu
40	SREI Equipment Finance Private Limited	Sindhu Trade Links Ltd.	42 Monthly Installments	05/12/2021	Registered Mortgage of property belonging to M/s Purushotam Buildwell Pvt. Ltd. And personal Guarantee of Capt. R. S. Sindhu
41	SREI Equipment Finance Private Limited	Sindhu Trade Links Ltd.	42 Monthly Installments	05/01/2022	Equitable Mortgage of property belonging to M/s Purushotam Buildwell Pvt. Ltd. And personal Guarantee of Capt. R. S. Sindhu
42	Axiz Bank Ltd.	Sindhu Trade Links Ltd.	47 Monthly Installments	20/06/2022	Hypothecation of Equipment
43	Tata Capital Financial Services Limited	Sindhu Trade Links Ltd.	23 Monthly Installments	03/08/2020	Hypothecation of Equipment and Personal Guarantee of Managing Director Maj. Satyapal Sindhu
44	Tata Motors Finance Ltd.	Sindhu Trade Links Ltd.	24 Monthly Installments	11/04/2020	Hypothecation of Equipment and Personal Guarantee of Managing Director Sh. Vir Sen Sindhu
45	Tata Capital Financial Services Limited	Sindhu Trade Links Ltd.	47 Monthly Installments	03/11/2022	Hypothecation of Equipment and Personal Guarantee of Managing Director Maj. Satyapal Sindhu
46	Tata Capital Financial Services Limited	Sindhu Trade Links Ltd.	47 Monthly Installments	09/11/2022	Hypothecation of Equipment and Personal Guarantee of Managing Director Maj. Satyapal Sindhu
47	Axiz Bank Ltd.	Sindhu Trade Links Ltd.	47 Monthly Installments	20/11/2022	Hypothecation of Equipment
48	Tata Capital Financial Services Limited	Sindhu Trade Links Ltd.	35 Monthly Installments	15/11/2021	Hypothecation of Equipment and Personal Guarantee of Managing Director Maj. Satyapal Sindhu
49	Tata Capital Financial Services Limited	Sindhu Trade Links Ltd.	35 Monthly Installments	03/12/2021	Hypothecation of Equipment and Personal Guarantee of Managing Director Maj. Satyapal Sindhu
50	Sundaram Finance Limited	Sindhu Trade Links Ltd.	47 Monthly Installments	22/12/2022	Hypothecation of Equipment and Personal Guarantee of Managing Director Maj. Satyapal Sindhu
51	Kotak Mahindra Bank Limited	Sindhu Trade Links Ltd.	60 Monthly Installments	10/02/2024	Equitable Mortgage on Immoveable Property & personal guarantee of Maj. Satya Pal Sindhu
52	Axiz Bank Ltd.	Sindhu Trade Links Ltd.	47 Monthly Installments	15/01/2023	Hypothecation of Equipment and Personal Guarantee of Managing Director Maj. Satyapal Sindhu
53	Sundaram Finance Limited	Sindhu Trade Links Ltd.	37 Monthly Installments	22/02/2022	Hypothecation of Equipment and Personal Guarantee of Managing Director Maj. Satyapal Sindhu
54	SREI Equipment Finance Private Limited	Sindhu Trade Links Ltd.	One time after 60 Months	08/03/2024	Subservient Charge on equipment hypothecated with Srei Equipment Finance Private Ltd.
55	Axiz Bank	Sindhu Trade Links Ltd.	47 Monthly Installments	10/05/2023	Hypothecation of Equipment and Personal Guarantee of Managing Director Maj. Satyapal Sindhu
56	Sundaram Finance Ltd.	Sindhu Trade Links Ltd.	47 Monthly Installments	22/04/2023	Hypothecation of Equipment and Personal Guarantee of Managing Director Maj. Satyapal Sindhu
57	Tata Motors Finance Limited	Sindhu Trade Links Ltd.	47 Monthly Installments	10/09/2023	Hypothecation of Equipment and Personal Guarantee of Managing Director Maj. Satyapal Sindhu
58	Sundaram Finance Ltd.	Sindhu Trade Links Ltd.	36 Monthly Installments	22/02/2022	Hypothecation of Equipment and Personal Guarantee of Managing Director Maj. Satyapal Sindhu
59	IndusInd Bank Limited	Sudha Bio Power Pvt. Ltd.	54 Monthly Installments	24/06/2020	Charge over fixed assets and current assets of the company and personal guarantee of Capt. R S Sindhu
60	IndusInd Bank Limited	Sudha Bio Power Pvt. Ltd.	54 Monthly Installments	24/06/2020	Charge over fixed assets and current assets of the company and personal guarantee of Capt. R S Sindhu
61	HDFC Bank Limited	Hari Bhoomi Communications Pvt. Ltd.	60 Monthly Installments	24/12/2010	Charge over fixed assets and current assets of the company and personal Guarantee of Maj. Satyapal Sindhu and Sh. Dev Suman Sindhu
62	ICICI Bank Limited	Param Mitra Resources Pte Ltd.	Single Repayment	31/08/2023	Corporate Guarantee of Sindhu Trade Links Ltd. and Shortfall undertaking of Spectrum Coal and Power Limited
63	IndusInd Bank Limited	Param Mitra Resources Pte Ltd.	Six Yearly Installments	31/03/2023	SBC of Sindhu Trade Links Ltd. secured against Corporate Guarantee of Shyam Inbus Urja Pvt. Ltd. and personal guarantee of Sh. Vir Sen Sindhu, Sh. Satyapal Sindhu, Smt. Saroj Sindhu and Sh. Dev Suman Sindhu






29 Revenue from Operations	For the year ended 31st March 2020	For the year ended 31st March 2019
a) Transportations, Logistics & Construction		
Construction Receipts	313.10	667.03
Grading Receipts	25.20	25.20
Loading Receipts	7,221.26	9,860.32
Support Services to Mining	19,949.45	16,392.22
Profit on sale of assets	-	0.16
Transportation Receipts	43,470.51	62,554.39
Water Sprinkle Receipts	694.86	685.51
Equipment Hire Receipts	2.25	
	71,676.62	90,184.83
b) Oil & Lubricants		
Sale of diesel, petrol & lubricants	6,836.22	21,716.50
Transportation Receipts	101.55	124.43
Sale of Spare Parts	3,285.20	
	10,222.97	21,840.93
c) Finance Operations		
Interest Income	768.46	1,904.64
Other Financial Services		
Dividend Income	1.88	1.54
Share of profit from JV	325.32	-
Credit Balance written off	61.24	-
Gain on Investment measured at FVTPL	-	-
Misc. Income	171.37	97.80
	1,328.27	2,003.98
(d) Coal Mining, Trading & Consultancy		
Sale of Coal	11,651.91	11,624.51
Agency Fees	2,109.42	2,030.15
Loading Fees	111.20	144.92
Interest Income	2,524.73	2,445.36
	16,397.25	16,244.94
(e) Media Operations		
Advertisement Revenue	6,479.76	8,298.64
Trade Mark & Usage Rights Receipt	-	100.00
Website Content and Advertising	34.38	23.21
Sale of Newspaper less Discount	6,189.04	5,821.81
Business support services	38.83	190.64
Sale of Scrap, Waste papers	160.48	174.72
Job Work	18.36	
Sponsorship fees	2.25	25.69
	12,923.09	14,634.71
(f) Power Generation & Sale		
Generation and sale of electricity	4,707.60	4,353.04
Sale of paver blocks and RCC poles	12.71	
	4,720.31	4,353.04
(g) Automotives		
Gross Revenue from Trading Activity	338.15	4,344.07
Less: Sales Return	(1.47)	(2.14)
Less: Discount Given	(3.26)	(1.03)
	333.42	4,340.90
Grand Total	1,17,601.93	1,53,603.33





30 Other Income	For the year ended 31st March 2020	For the year ended 31st March 2019
Other Non-Operating Income		
Foreign Exchange gain	1,708.64	1,068.85
Unwinding of discount on non-current security deposits	1.03	-
Electricity Duty Received	38.04	-
Insurance claim received	51.56	5.89
Rental income	147.42	164.32
Credit Balance Written off	224.88	8.46
Miscellaneous income	26.68	9.53
Other income	1,013.55	769.41
Profit on sale of assets	245.16	19.33
Interest Income	64.13	257.16
	3,521.09	2,302.95
31 Cost of Materials and Services Consumed		
	For the year ended 31st March 2020	For the year ended 31st March 2019
Construction Charges	304.79	537.11
Fol & HSD	11,756.61	14,814.48
Stores & Spares	737.59	2,569.02
Transportation, Loading and Handling Charges paid	38,114.80	49,757.85
Water Tanker Expenses	440.67	392.30
Ink Expenses	243.09	308.94
News Print	7,501.98	8,211.40
Plates	321.12	290.95
Carriage & Unloading	347.96	369.70
Processing Materials	58.66	59.99
Broadcasting and Distribution exp of channel	578.88	301.76
Trade mark and usage right fees	-	101.37
Production Cost of Coal	7,053.63	7,399.28
Electricity Duty	-	-
Electricity Charges	61.72	43.73
Consumables & Billing collection charges	-	-
Job work/Erection Cost	-	-
Raw material for Electricity Generation	2,894.02	2,905.52
Wages	52.16	-
SDSMA Charges	17.52	12.38
	70,485.22	88,075.78
32 Purchases of Stock-in-trade		
	For the year ended 31st March 2020	For the year ended 31st March 2019
Purchase of oil and lubricants	6,620.33	21,896.63
Purchases of goods/spares	6,412.65	4,492.41
Purchase of coal	-	148.10
	13,032.98	26,537.14





33 Changes in Inventory of Stock-in-trade & Finished Goods	For the year ended 31st March 2020	For the year ended 31st March 2019
Inventories at the beginning of the year	4,613.02	6,824.05
- Oil and Lubricants	33.95	57.16
-News Print & Printing Materials	686.77	1,035.88
-Spares & stores/Tyres	409.63	487.39
-Coal	3,482.67	3,169.45
-Work-in Progress	-	2,074.16
Opening Bal. adjustment due to subsidiary	268.34	(1,968.44)
Inventories at the end of the year	3,717.15	4,613.02
- Oil and Lubricants	24.74	33.95
-News Print & Printing Materials	828.90	686.77
-Spares & stores/Tyres	319.76	409.63
-Coal	2,543.75	3,482.67
-Work-in Progress	-	-
Decrease/(Increase) during the year	1,164.20	242.59
34 Employee Benefit Expenses	For the year ended 31st March 2020	For the year ended 31st March 2019
Salaries, wages , Incentive and Others	8,630.29	8,548.96
Contribution to provident and other funds	275.87	218.14
Workmen and staff welfare expenses	233.65	255.46
Gratuity paid during the year	5.07	0.81
Provision for gratuity	350.62	331.49
Director's remuneration	334.08	401.26
	9,829.58	9,756.12
35 Finance Costs	For the year ended 31st March 2020	For the year ended 31st March 2019
Interest expense from financial liabilities measured at amortized cost		
Interest & Finance charges Paid	13,965.33	14,023.99
Interest on Lease hold Assets	6.63	-
Processing fees	8.97	338.19
	13,980.93	14,362.18



SINDHU TRADE LINKS LIMITED**Consolidated Financial Statements**

Notes to the Financial Statements for the year ended 31st March 2020



36 Other Expenses	For the year ended 31st March 2020	For the year ended 31st March 2019
Advertisement & Publicity Exp.	3.31	53.32
Advertisement Collection Charges	12.00	12.66
Advertisement Commission	109.08	102.94
Allowance for impairment	-	-
Bank charges	74.73	54.55
Business Promotion Expenses	161.30	157.61
Building & Construction Cess	-	-
Channel Distribution Expenses	-	-
Commission & Brokerage Exp	15.97	33.68
Computer Running & Maintenance	45.76	47.76
Conveyance exp	50.87	69.13
Consumable Expenses	-	-
Corporate Social Responsibilities	74.60	75.60
Debit Balance Written off	6.92	407.65
Donation	-	-
Electricity & Water Expense	275.32	242.66
Entertainment Expenses	156.29	5.46
Earth Moving Expenses	-	-
Entry Tax	-	-
Exchange Fluctuation Loss	221.17	-
Freight & Carriage	18.60	19.42
Festival Expenses	0.27	0.44
General Expenses	30.76	55.66
GST/Service Tax Expenses	1.69	0.24
Guest House Expenses	6.38	10.91
Handling Exp	1.77	1.63
Insurance expense	231.89	200.84
Interest & Penalty on Taxes	310.41	170.94
Interest on TDS	0.02	1.83
Interest & Penalties	-	-
Jetty expenses	166.62	115.30
Lease rental charges	66.78	61.10
Legal & professional charges	3,146.15	3,742.44
Letter of Guarantee Charges	-	-
Loss on confiscation of capital goods	-	-
Loss on Sale of Investment	1,355.66	48.84
Loss on Investment measured at FVTPL	8.32	116.48
Loss on Sale of Assets	70.90	138.37
Membership, subscription & Listing Fees	4.51	33.59
News & Article Subscription Charges	7.87	-
News Collection charges	-	277.36
News Paper & periodicals	85.61	69.70
Newspaper dispatch expenses	259.21	7.32
Other Expenses	1,029.86	913.04
Out Sourcing Expenses	-	-
Packing & Forwarding Charges	58.91	61.57
Photography Expenses	2.01	1.98
Postage & Courier	14.38	18.17
Power, Electricity & Water Expense	2.24	23.12
Printing & Stationery	89.84	69.03
Rates, fees & Taxes	241.46	1,332.80
Rent Expenses	210.27	247.22
Reporters & Writers Expenses & Reimbursements	327.39	282.44
Plant & Machinery Running Exp	457.89	362.63
Vehicle Running & Maintenance	294.07	239.26
Office Repair & Maintenance	308.12	558.52





36 Other Expenses Continue..	For the year ended 31st March 2020	For the year ended 31st March 2019
Sales & Entry tax	-	0.22
Secretarial Fees	7.24	7.67
Security charges	399.18	359.04
Service Tax Expenses	-	-
Selling Expenses	2,322.91	2,748.70
Statutory auditor's remuneration	46.33	43.71
Sundry Balances Written off	16.72	10.38
Telephone Charges	98.39	95.35
Teleport Charges	-	66.00
Tender Expenses	-	-
Tour & Travelling	363.72	344.16
Vehicle/Equipment Hire Charges	49.95	46.34
	13,321.61	14,166.79

37 Earnings per share	For the year ended 31st March 2020	For the year ended 31st March 2019
a. Profit/(loss) attributable to equity holders		
Profit/(loss) attributable to equity holders	(4,662.10)	1,399.18
b. Weighted average number of equity shares		
Number of equity shares of Rs. 10 each at the beginning of the year	5,13,97,626	5,13,97,626
Number of equity shares of Rs. 10 each at the end of the year	5,13,97,626	5,13,97,626
Weighted average number of equity shares of Rs. 10 each at the end of the year for calculation of basic earnings per share	5,13,97,626	5,13,97,626
Basic and diluted earnings per share (in Rs.) - on profit/ (loss)	(9.07)	2.72
Nominal value per share (in Rs.)	10.00	10.00



38 Contingent Liabilities		As at	As at	
(to the extent not provided for)		31st March 2020	31st March 2019	
A. Claims against the Sudha Bio Power Pvt. Ltd., not acknowledged as debts for the year ended March 31, 2020 include demand from the Chief Electrical Inspector (Electricity Departments) for the payment of Electricity Duty and Interest of Rs. 8,06,40,097 (Previous year: Rs. 8,06,40,097). The matter is subjudice to High Court of Chhattisgarh, Bilaspur		806.40	806.40	
B. Param Mitra Coal Resources pte ltd has signed a facility agreement with third party for a facility of USD 50,00,000		3,769.50	3,458.57	
C. Claims against the Company Sindhu Trade Links Ltd, not acknowledged as debts [#]				
Forum where Dispute is Pending	Name of Statute	A.Y	Amount	Amount
Adl.CIT(8)	Income Tax Act 1961	2009-10	-	-
Adl.CIT(8)	Income Tax Act 1961	2008-09	-	-
High Court Delhi	Income Tax Act 1961	2007-08	222.82	222.82
High Court Delhi	Income Tax Act 1961	2008-09	212.64	212.64
High Court Delhi	Income Tax Act 1961	2009-10	268.12	268.12
High Court Delhi	Income Tax Act 1961	2010-11	1,189.34	1,189.34
ACIT Central Circle -17	Income Tax Act 1961	2009-10	-	-
ACIT Central Circle -19	Income Tax Act 1961	2010-11	-	-
ACIT Central Circle -19	Income Tax Act 1961	2014-15	-	-
Principal Commissioner, Custom House Vishakhapatnam	Custom Laws	2015-16	887.33	887.33
Principal Commissioner, Custom House Vishakhapatnam (Penalty)	Custom Laws	2015-16	100.00	100.00
			2,880.25	2,880.25
			7,456.15	7,145.22

Claims against the Company, not acknowledged as debts for the year ended March 31, 2020 include demand from the Indian income tax authorities for the payment of tax of Rs. 1892.92 Lakh (Previous year: Rs. 1892.92 Lakh) upon completion of their tax assessment Company/Department has filed appeal with ITAT/Higher adjudicating authorities against these orders.

Claims against the Company, not acknowledged as debts for the year ended March 31, 2020 include demand order received from Principal Commissioner, Custom House Vishakhapatnam for payment of custom duty of Rs. 8,87,32,309 and penalty of Rs. 1,00,00,000. The Company has filed an appeal with CESTAT against the same.



39 Segment reporting:

A. In accordance with Ind AS 108 'Segment Reporting' on segment reporting as specified in Section 133 of the Companies Act, 2013 read with Rule 7 of the Companies (Accounts) Rule, 2014, the Group has identified eight business segments viz. Transportation & Logistics, Oil & Lubricants, Finance & Investment, Power generation, Media activities, Automobile sector, EPC Power distribution, transmission, civil and Coal mining & trading. The above segments have been identified and reported taking into account the differing risks and returns, and the current internal financial reporting systems. For each of the segments, the Chief operating decision maker (CODM) (Chief Financial Officer) reviews internal management reports on at least a quarterly basis. The CODM monitors the operating results separately for the purpose of making decisions about resource allocation and performance assessment.

Segment accounting policies

The accounting principles consistently used in the preparation of the financial statements and consistently applied to record revenue and expenditure in individual segments are as set out in Note 2 to the financial statements. The accounting policies in relation to segment accounting are as under:

(a) Segment assets and liabilities

All segment assets and liabilities have been allocated to the various segments on the basis of specific identification. Segment assets consist principally of property, plant and equipment, capital work in progress, inventories, trade receivables, financial assets, other current assets, other non-current assets and loans. Segment assets do not include unallocated corporate fixed assets, cash and bank balances, advance tax and other assets not specifically identifiable with any segment.

Segment liabilities include all operating liabilities and consist principally of trade payables and accrued liabilities. Segment liabilities do not include borrowings and those related to income taxes.

(b) Segment revenue and expenses

Segment revenue and expenses are directly attributable to the segment and have been allocated to various segments on the basis of specific identification. Segment revenue does not include interest income and other incomes in respect of non-segmental activities. Segment expenses do not include depreciation on unallocated corporate fixed assets, interest expense, tax expense and other expense in respect of non-segmental activities.

Segment revenue, results and capital employed include the respective amounts identifiable to each of the segments. Other unallocable expenditure/assets/liabilities include expenses/assets/liabilities which are not directly identifiable to any business segment.

Segment revenue, results and capital employed									
Particulars	Transportation & Logistics	Oil & Lubricants	Finance & Investment	Power Generation	Media Activities	Automobile Sector	Coal Mining & Trading	Elimination	TOTAL
Segment revenue									
External revenue	71,689.98	10,222.97	5,375.10	4,800.83	13,108.19	762.95	17,428.72	-	1,23,468.74
	(90,181.83)	(21,840.93)	(3,211.90)	(4,458.56)	(14,677.35)	(4,348.17)	(17,184.52)	-	(1,55,906.28)
Inter segment revenue	13.35	-	1,967.05	-	1.70	427.79	-	(2,345.69)	-
	(13.35)	(-)	(-)	(-)	(1.60)	(1,725.05)	-	(1,740.00)	3,480.00
Total segment revenue	71,689.98	10,222.97	5,375.10	4,800.83	13,108.19	762.95	17,428.72	(2,345.69)	1,21,123.02
	90,198.18	21,840.93	3,211.90	4,458.58	14,678.95	6,073.22	17,184.52	(1,740.00)	1,55,906.28
Segment results	9,442.83	215.48	2,979.18	614.48	102.67	(108.45)	(13,743.88)	-	(497.70)
	(12,437.27)	(476.97)	(2,076.62)	(376.15)	(420.54)	(129.86)	(-12,921.91)	-	2,995.49
Less: Unallocated corporate expenses	-	-	-	-	-	-	-	-	4,784.82
	-	-	-	-	-	-	-	-	5,324.33
Operating profit/(loss)	9,442.83	215.48	2,979.18	614.48	102.67	(108.45)	(13,743.88)	-	(5,282.51)
	(12,437.27)	(476.97)	(2,076.62)	(376.15)	(420.54)	(129.86)	(-12,921.91)	-	(2,328.84)
Share of net profit of associates and joint venture	-	-	-	-	-	-	-	-	(1,419.54)
	-	-	-	-	-	-	-	-	(271.79)
Net profit/(loss) before tax	9,442.83	215.48	2,979.18	614.48	102.67	(108.45)	(13,743.88)	-	(6,702.05)
	(12,437.27)	(476.97)	(2,076.62)	(376.15)	(420.54)	(129.86)	(-12,921.91)	-	(2,057.05)
Tax expense	-	-	-	-	-	-	-	-	3,201.49
	-	-	-	-	-	-	-	-	(3,306.01)
Net profit/(loss) after tax	-	-	-	-	-	-	-	-	(9,903.54)
	-	-	-	-	-	-	-	-	(5,443.06)
Other comprehensive income/(loss)	-	-	-	-	-	-	-	-	650.15
	-	-	-	-	-	-	-	-	(63,218.87)
Total comprehensive income/(loss) for the period	-	-	-	-	-	-	-	-	(9,253.39)
	-	-	-	-	-	-	-	-	(57,775.81)
Depreciation/ amortization expense	2,509.86	28.45	89.19	120.29	362.95	19.36	1,460.92	-	4,591.01
	(3,164.23)	(18.75)	(54.39)	(90.67)	(289.84)	(27.92)	(1,448.73)	-	(5,094.52)
Total Depreciation/ amortization expense	2,509.86	28.45	89.19	120.29	362.95	19.36	1,460.92	-	4,591.01
	(3,164.23)	(18.75)	(54.39)	(90.67)	(289.84)	(27.92)	(1,448.73)	-	(5,094.52)

Figures in () are of previous year March, 2019

Segment assets and segment liabilities									
Particulars	Transportation & Logistics	Oil & Lubricants	Finance & Investment	Power Generation	Media Activities	Automobile Sector	Coal Mining & Trading		Total
Assets									
Segment assets (Other than Cash and bank balances)	26,293.69	1,922.32	25,335.96	5,413.22	9,120.68	4,399.35	3,66,855.80	-	4,39,251.01
	(27,193.62)	(1,828.69)	(27,005.45)	(5,377.31)	(10,834.10)	(5,802.53)	(3,42,406.74)	-	(4,20,528.44)
Unallocated corporate assets	-	-	-	-	-	-	-	-	11,019.63
	-	-	-	-	-	-	-	-	(11,945.07)
Cash and bank balances	81.73	11.44	153.97	98.27	264.76	19.51	643.75	-	1,273.43
	(620.98)	(34.00)	(1,524.12)	(73.33)	(182.71)	(56.12)	(1,369.58)	-	(3,860.84)
Total assets	-	-	-	-	-	-	-	-	4,51,543.47
	-	-	-	-	-	-	-	-	(4,36,334.35)

Figures in () are as at 31 March 2019



39 Segment reporting continue...

Particulars	Transportation & Logistics	Oil & Lubricants	Finance & Investment	Power Generation	Media Activities	Automobile Sector	Coal Mining & Trading		Total
Liabilities/ Shareholders' funds									
Segment liabilities	24,156.24 (16,568.33)	3,720.81 (119.17)	34,647.23 (961.82)	2,193.70 (2,358.55)	5,672.06 (6,590.81)	2,251.64 (3,726.76)	1,50,463.72 (1,98,865.79)		2,23,105.42 (2,29,191.23)
Unallocated corporate liabilities									50,925.47
Share capital									(34,834.13)
Reserves and surplus Including Non-controlling interest									5,139.76 (5,139.76)
Total equity									1,72,372.02 (1,67,169.23) 1,77,512.58 (1,72,308.99)

Figures in () are as at 31 March 2019

Income & total of non-current assets other than financial instruments, deferred tax and post employment benefit assets, broken down by location of assets, is shown below:

Particulars	With in India		Outside India		Eliminations		
	As at 31 March 2020	As at 31 March 2019	As at 31 March 2020	As at 31 March 2019	As at 31 March 2020	As at 31 March 2019	As at 31 March 2019
	Income	1,06,039.99	1,40,461.76	17,428.72	17,184.52	(2,345.69)	(1,740.00)
Carrying amount of Non Current asset	17,602.24	16,923.69	3,07,433.36	2,84,684.68	-	-	3,01,608.36

B. Information about major customers

Revenue from transactions with a single external customer amounting to 10 per cent or more of the entity's revenue is given as below:

Business segments	As at 31 March 2020	As at 31 March 2019
Transportation & Loading		
ACB (India) Limited	24,552.41	30,550.08
South Eastern Coalfield Ltd.	15,309.89	19,709.45
Oil & Lubricants		
Sainik Mining And Allied Services Limited	3,602.68	1,457.72



40. Financial instruments - Fair values and risk management

1. Credit risk

Credit risk is the risk of financial loss to the Group if a customer or counterparty to a financial instrument fails to meet its contractual obligations resulting in a financial loss to the Group. Credit risk arises principally from trade receivables, loans & advances, cash & cash equivalents and deposits with banks and financial institutions and customers.

Trade receivables

Customer credit risk is managed according to the Group's established policy, procedures and control relating to customer credit risk management. Credit quality of a customer is assessed based on an credit rating scorecard and individual credit limits are defined in accordance with this assessment.

An impairment analysis is performed at each reporting date on an individual basis for major clients. In addition, a large number of minor receivables are grouped into homogenous groups and assessed for impairment collectively.

Cash and cash equivalents

The Group held cash and cash equivalents of Rs. Lakh 2,744.83 at 31 March 2020, (31 March 2019 Rs. 3,860.84) . The cash and cash equivalents are held with bank and financial institution with high rating.

Deposits with banks and financial institutions

Credit risk from balances with banks and financial institutions is managed by the Group's treasury department in accordance with the Group's policy. Investments of surplus funds are made only with approved counterparties and within credit limits assigned to each counterparty.

Credit risk is managed on Company wide basis. For banks/financial institutions, only high rated banks/institutions are accepted.

Loans

The Group has given loans and advances as security deposits. The credit risk is managed by the Group in accordance with the Group's policy.

(i) Exposure to credit risk

The carrying amount of financial assets represents the maximum credit exposure. The maximum exposure to credit risk at the reporting date was:

	As at 31 March 2020	As at 31 March 2019
Financial assets for which loss allowance is measured using 12 months Expected Credit Losses (ECL)		
Cash & cash equivalents	2,744.83	3,860.84
Other financial assets	6,967.04	4,629.14
	9,711.87	8,489.98
Financial assets for which loss allowance is measured using Life time Expected Credit Losses (ECL)		
Trade and other receivable	24,443.90	24,149.43
	24,443.90	24,149.43



(ii) Provision for expected credit losses

(a) Financial assets for which loss allowance is measured using 12 month expected credit losses

The Group has assets where the counter- parties have sufficient capacity to meet the obligations and where the risk of default is very low. Accordingly, loss allowance for impairment has not been recognised.

(b) Financial assets for which loss allowance is measured using life time expected credit losses

The Group has customers with strong capacity to meet the obligations and therefore the risk of default is negligible or nil. Further, management believes that the unimpaired amounts that are past due by more than 30 days are still collectible in full, based on historical payment behavior and extensive analysis of customer credit risk. Hence, no impairment loss has been recognised during the reporting periods in respect of trade receivables.

(iii) Ageing analysis of trade receivables

The ageing analysis of the trade receivables is as below:

Ageing	As at 31 March 2020	As at 31 March 2019
0-30 days past due	8,724.14	9,860.22
31-60 days past due	1,787.08	4,264.05
61-90 days past due	1,922.62	3,362.75
91-180 days	3,083.80	3,243.18
More than 180 days past due	8,926.26	3,419.22
Total	24,443.90	24,149.43

(iv) Reconciliation of impairment loss provisions

There is no impairment loss provisions recognised during the year.



40. Financial Instruments – Fair values and risk management (continued)

2. Liquidity risk

Liquidity risk is the risk that the Group will encounter difficulty in meeting the obligations associated with its financial liabilities that are settled by delivering cash or another financial asset. The Group's approach to managing liquidity is to ensure, as far as possible, that it will always have sufficient liquidity to meet its liabilities when due, under both normal and stressed conditions, without incurring unacceptable losses or risking damage to the Group's reputation.

The Group has an appropriate liquidity risk management framework for the management of short, medium and long term funding and liquidity management requirements. The Group manages liquidity risk by maintaining adequate cash reserves, banking facilities and reserve borrowing facilities by continuously monitoring forecast and actual cash flows and matching the maturity profiles of financial assets and liabilities.

The Group's treasury department is responsible for managing the short term and long term liquidity requirements of the Group. Short term liquidity situation is reviewed daily by Treasury. The Board of directors has established policies to manage liquidity risk and the Group's treasury department operates in line with such policies. Any breaches of these policies are reported to the Board of Directors. Long term liquidity position is reviewed on a regular basis by the Board of Directors and appropriate decisions are taken according to the situation.

Typically the Group ensures that it has sufficient cash on demand to meet expected operational expenses for a period of 60 days, including the servicing of financial obligations, this excludes the potential impact of extreme circumstances that cannot reasonably be predicted, such as natural disasters.

The following are the contractual maturities of financial liabilities, based on contractual cash flows:

Contractual maturities of financial liabilities as on 31 March 2020	Not later than one year	Later than one year and not later than five years	Later than five years	Total
Non-derivative financial liabilities				
Term loans from banks	12,623.57	70,562.95		83,186.52
Bank overdraft	8,030.28			8,030.28
Finance Leases	339.57			339.57
Unsecured Loans	35,922.62			35,922.62
Trade payables	17,049.76			17,049.76
Other payables	24,860.06			24,860.06
Total	98,825.86	70,562.95	-	1,69,388.81

Contractual maturities of financial liabilities as on 31 March 2019	Not later than one year	Later than one year and not later than five years	Later than five years	Total
Non-derivative financial liabilities				
Term loans from banks	12,388.55	77,455.74		89,844.29
Bank overdraft	7,523.90			7,523.90
Finance Leases	514.68			514.68
Unsecured Loans	34,671.08			34,671.08
Trade payables	11,916.16			11,916.16
Other payables	21,174.58			21,174.58
Total	88,188.95	77,455.74	-	1,65,644.69



40. Financial Instruments – Fair values and risk management (continued)

3. Market risk

Market risk is the risk that changes in market prices, such as foreign exchange rates, interest rates will affect the Group's income or the value of its holdings of financial instruments. The objective of market risk management is to manage and control market risk exposures within acceptable parameters, while optimising the return.

The Board of directors is responsible for setting up of policies and procedures to manage market risks of the Group. The regular reviews including diversifications of borrowings to mitigate the market risks are carried out considering the rates of interest and other borrowing terms.

Currency risk

The Group has following financial assets/liabilities in foreign currency as at 31 March 2020 & 31 March 2019

Financial Liabilities	31st March 2020	1st April 2019
	Million USD	Million USD
Currency Swap	11.59	12.97
Net Exposure to foreign Currency Risk (Liabilities)	11.59	12.97

Financial Assets	31st March 2020	31st March 2019
	Million USD	Million USD
Loan given	24.75	18.66
Net Exposure to foreign Currency Risk (Assets)	24.75	18.66


Interest rate risk

The Group is exposed to interest rate risk arising mainly from long term borrowings with floating interest rates. The Group is exposed to interest rate risk because the cash flows associated with floating rate borrowings will fluctuate with changes in interest rates.

At the reporting date the interest rate profile of the Group's interest-bearing financial instruments is as follows:

Particulars	As at 31 March 2020	As at 1 April 2019
Financial Assets		
Fixed-rate instruments		
Bank balances other than cash and cash equivalents	2,853.98	3,771.19
Loans	53,677.32	57,166.45
Other financials assets	143.00	143.00
Total	56,674.30	61,080.64
Financial Liabilities		
Fixed-rate instruments		
Inter-corporate deposits	35,922.62	34,671.08
	35,922.62	34,671.08
Variable-rate instruments		
Secured term loan from bank	82,912.73	89,465.14
Cash Credit /Bank overdraft	8,030.28	7,523.90
Total	90,943.01	96,989.04
Total	1,26,865.63	1,31,660.12





Rs In Lakhs

Fair value sensitivity analysis for fixed-rate instruments

The Group's fixed rate instruments are carried at amortised cost. They are therefore not subject to interest rate risk, since neither the carrying amount nor the future cash flows will fluctuate because of a change in market interest rates.

Cash flow sensitivity analysis for variable-rate instruments

A change of 50 basis points in interest rates at the reporting date would have increased (decreased) equity and profit or loss by the amounts shown below. This analysis assumes that all other variables, in particular foreign currency rates, remain constant. The analysis is performed on the same basis for the previous year.

Particulars	Profit/ (loss), net of tax	
	50 bp increase	50 bp decrease
31-Mar-20		
Secured term loan from bank	(310.23)	310.23
Cash credit /Bank overdraft	(30.05)	30.05
	(340.26)	340.26
31-Mar-19		
Secured term loan from bank	(292.52)	292.52
Cash credit from bank	(24.60)	24.60
	(317.12)	317.12



41 Fair Value Measurements

Rs In Lakhs

(a) Financial Instruments by category

Particulars	31 March 2020			31 March 2019		
	Carrying value			Carrying value		
	FVTPL	FVOCI	Amortised Cost	FVTPL	FVOCI	Amortised Cost
Financial assets						
Non-current						
Investment*	19.77	5,766.92	400.03	162.45	4,780.71	24.71
Loans	-	-	45,231.00	-	-	42,541.43
Other financial assets	-	-	3,423.48	-	-	4,405.85
Current						
Trade receivables	-	-	24,443.90	-	-	24,149.43
Cash and cash equivalents	-	-	2,744.83	-	-	3,860.84
Other balances with banks	-	-	892.96	-	-	758.26
Loans	-	-	8,446.32	-	-	14,625.02
Investments	6.89	-	-	2,364.83	-	-
Other financial assets	-	-	6,967.04	-	-	4,629.14
TOTAL	26.66	5,766.92	92,549.57	2,527.28	4,780.71	95,074.69
Financial liabilities						
Non Current						
Borrowings	-	-	93,995.48	-	-	97,624.60
Current						
Borrowings	-	-	21,482.70	-	-	22,540.80
Trade payables	-	-	17,049.76	-	-	11,916.16
Other financial liabilities	-	-	37,483.63	-	-	33,563.13
TOTAL	-	-	1,70,011.57	-	-	1,65,644.69

*Excluding investments in Subsidiaries, associates and joint venture which is valued at cost

(b) Fair value hierarchy

This section explains the judgments and estimates made in determining the fair values of the financial instruments that are measured at amortized cost and for which fair values are disclosed in the financial statements. To provide an indication about the reliability of the inputs used in determining fair value, the group has classified its financial instruments into the three levels prescribed under the accounting standard. An explanation of each level follows underneath the table.

Assets and liabilities which are measured at amortized cost for which fair values are disclosed

Particulars	31 March 2020			1 April 2019		
	Level 1	Level 2	Level 3	Level 1	Level 2	Level 3
Financial assets						
Investment*	26.66	-	6166.95	2527.28	-	4805.42
Loans	-	-	53677.32	-	-	57166.45
Security deposits	-	-	1302.46	-	-	1281.68
Fixed deposits	-	-	4409.52	-	-	4441.92
Financial liabilities						
Borrowings	-	-	82912.73	-	-	89465.14

*Excluding investments in Subsidiaries, associates and joint venture which is valued at cost

The Group has an established control framework with respect to the measurement of fair values. This includes a valuation team that has overall responsibility for overseeing all significant fair value measurements and reports directly to the Chief finance officer. The valuation team regularly reviews significant unobservable inputs and valuation adjustments. If third party information, such as broker quotes or pricing services, is used to measure fair values, then the valuation team assesses the evidence obtained from the third parties to support the conclusion that these valuations meet the requirements of Ind AS, including the level in the fair value hierarchy in which the valuations should be classified. Significant valuation issues are reported to the Group's audit committee.

Measurement of fair values

The different levels of fair value have been defined below:

Level 1: Level 1 hierarchy includes financial instruments measured using quoted prices. This includes listed equity instruments and traded bonds that have quoted price.

Level 2: The fair value of financial instruments that are not traded in an active market is determined using valuation techniques which maximise the use of observable market data and rely as little as possible on entity specific estimates. If all significant inputs required to fair value an instrument are observable, the instrument is included in level 2.

Level 3: If one or more of the significant inputs is not based on observable market data, the instrument is included in level 3. The fair value of financial assets and liabilities included in Level 3 is determined in accordance with generally accepted pricing models based on discounted cash flow analysis using prices from observable current market transactions and dealer quotes of similar instruments. This level includes derivative MTM assets/liabilities.

Valuation technique used to determine fair value

Specific valuation technique used to value financial instruments include:

- the use of quoted market prices or dealer quotes for similar instruments
- the fair value of interest rate swaps is calculated as the present value of the estimated future cash flows based on observable yield curves
- the fair value of principal swaps is determined using forward exchange rates at the balance sheet date
- the fair value of the financial instruments is determined using discounted cash flow analysis.



(b) Fair value of financial assets and liabilities measured at amortized cost

Particulars	31 March 2020		01 April 2019	
	Carrying Value	Fair value	Carrying Value	Fair value
Financial assets				
Non-Current				
Investment				
Loans	27,350.00	27,350.00	27,265.18	27,265.18
Other financial assets	45,231.00	45,231.00	42,541.43	42,541.43
Current	3,423.48	3,423.48	4,485.85	4,485.85
Trade receivables				
Cash and cash equivalents	24,443.90	24,443.90	24,149.43	24,149.43
Other balances with banks	2,744.83	2,744.83	3,060.84	3,060.84
Loans	892.96	892.96	758.26	758.26
Investments	8,446.32	8,446.32	14,625.02	14,625.02
Other financial assets	6.89	6.89	2,364.83	2,364.83
TOTAL	6,967.04	6,967.04	4,629.14	4,629.14
Financial liabilities				
Non Current				
Borrowings				
Current	93,995.48	93,995.48	97,624.60	97,624.60
Borrowings				
Trade payables	21,482.70	21,482.70	22,540.80	22,540.80
Other financial liabilities	17,049.76	17,049.76	11,916.16	11,916.16
TOTAL	37,483.63	37,483.63	33,563.13	33,563.13
	1,19,506.42	1,19,506.42	1,24,679.98	1,24,679.98
	1,70,011.57	1,70,011.57	1,65,644.69	1,65,644.69

The carrying amounts of trade receivables, trade payables, cash and cash equivalents, bank balances other than cash, deposits with banks and interest accrued but not due and other current financial assets and current financial liabilities, approximates the fair values, due to their short-term nature.

Non current financial assets consists of fixed deposits whose the carrying amounts are equal to the fair values.
 For financial assets and liabilities that are measured at fair value, the carrying amounts are equal to the fair values.



42 Financial Risk Management

The Group's principal financial liabilities comprise loans and borrowings in domestic currency, trade payables and other payables. The main purpose of these financial liabilities is to finance the Group's operations. The Group's principal financial assets include loans, trade & other receivables, and cash and short-term deposits that derive directly from its operations.

The Group is exposed to the following risks from its use of financial instruments:

- Credit risk
- Liquidity risk
- Market risk

This note explains the sources of risk which the entity is exposed to and how the entity manages the risk.

Risk	Exposure arising from	Measurement	Management
Credit Risk	Cash and cash equivalents, trade receivables, financial assets measured at amortised cost.	Ageing analysis Credit ratings	Diversification of bank deposits, credit limits and letters of credit
Liquidity risk	Borrowings and other liabilities	Cash flow forecasting Sensitivity analysis	Availability of borrowing facilities
Market risk – interest rate risk	Long-term borrowings at variable rates	Sensitivity analysis	Diversification and regular review of borrowings

Risk management framework

The Group's activities makes it susceptible to various risks. The Group has taken adequate measures to address such concerns by developing adequate systems and practices. The Group's overall risk management program focuses on the unpredictability of markets and seeks to manage the impact of these risks on the Group's financial performance.


The Board of Directors has overall responsibility for the establishment and oversight of the Group's risk management framework. In order to institutionalize the risk management in the Group, an elaborate Enterprise wide Risk Management (ERM) framework has been developed. As a part of the implementation of ERM framework, an Enterprise Risk Management Committee (ERMC) with various Executive Directors as its members has been constituted with an objective to develop and monitor the Group's risk management policies and strengthen the risk management framework. Enterprise risk management committee after deliberations has identified enterprise wide risk and various action plans for short term as well as long term have been formulated to mitigate these risks.

The Committee is also responsible for reviewing and updating the risk profile, monitoring the effectiveness of the risk management framework and reviewing at least annually the implementation of the risk management policy and framework. The Committee reports regularly to the Board of Directors on its activities.

The Group's risk management policies are established to identify and analyse the risks faced by the Group, to set appropriate risk limits and controls, and to monitor risks and adherence to limits. Risk management policies and systems are reviewed regularly to reflect changes in market conditions and the Group's activities. The Group, through its training and management standards and procedures, aims to develop a disciplined and constructive control environment in which all employees understand their roles and obligations.

The Group has policies covering specific areas, such as interest rate risk, credit risk, liquidity risk, and the use of non-derivative financial instruments. Compliance with policies and exposure limits is reviewed on a continuous basis.





43 Capital Management

The Group's objectives when managing capital are to:

- safeguard its ability to continue as a going concern, so that it can continue to provide returns for shareholders and benefits for other stakeholders and
- maintain an appropriate capital structure of debt and equity.

The Board of Directors has the primary responsibility to maintain a strong capital base and reduce the cost of capital through prudent management of deployed funds and leveraging opportunities in domestic and international financial markets so as to maintain investor, creditor and market confidence and to sustain future development of the business. The Board of Directors monitors the return on capital, which the Group defines as result from operating activities divided by total shareholders' equity. The Board of Directors also monitors the level of dividends to equity shareholders.

In order to achieve the overall objective, the group's capital management, amongst other things, aims to ensure that it meets financial covenants attached to the interest bearing loans and borrowings that define capital structure requirements. Breaches in meeting the financial covenants would permit the bank to immediately call loans and borrowings. There have been no breaches in the financial covenants of any interest-bearing loans and borrowings in the current period

The Group monitors capital, using a medium term view of three to five years, on the basis of a number of financial ratios generally used by industry and by the rating agencies.

The Group monitors capital using gearing ratio which is net debt divided by total equity. Net debt comprises of long term and short term borrowings. Equity includes equity share capital and reserves that are managed as capital. The gearing ratio at the end of the reporting periods was as follows:

	As at 31 March 2020	As at 31 March 2019
Total debts	1,28,101.75	1,32,553.95
Total equity	1,77,512.58	1,72,308.99

Net debt to equity
ratio

0.72

0.77



44A Details of the enterprises consolidated as subsidiary in accordance with Ind AS- 110, Consolidated Financial Statements:-
 31 March 2020

Name of the Enterprise	Country of Incorporation	Proportion of ownership interest
i. Hari Bhoomi Communications Pvt. Ltd.	India	81.68%
ii. Indus Automotives Pvt. Ltd.	India	96.10%
iii. Sudha Bio Power Pvt. Ltd.	India	100.00%
iv. Param Mitra Resources Pte. Ltd.	Singapore	96.16%

Name of the Enterprise	Country of Incorporation	Proportion of ownership interest
i. Hari Bhoomi Communications Pvt. Ltd.	India	81.68%
ii. Indus Automotives Pvt. Ltd.	India	96.10%
iii. Sudha Bio Power Pvt. Ltd.	India	100.00%
iv. Param Mitra Resources Pte. Ltd.	Singapore	96.16%

44B Details of the enterprises consolidated as Associates and Joint Ventures in accordance with Indian Accounting Standard - 28, Investment in Associates and Joint Ventures:-
 31 March 2020

Name of the Enterprise	Country of Incorporation	ownership interest
i. Shyam Indus Power Solutions Pvt. Ltd.	India	49.22%
ii. Indus Best Mega Food Park Pvt. Ltd.	India	42.07%
iii. Param Mitra Investments Ltd.	India	45.59%
iv. Tandem Commercial Pvt. Ltd.	India	50.00%

Name of the Enterprise	Country of Incorporation	ownership interest
i. Shyam Indus Power Solutions Pvt. Ltd.*	India	49.22%
ii. Indus Best Mega Food Park Pvt. Ltd.	India	42.07%
iv. Param Mitra Investments Ltd.	India	45.59%
v. Tandem Commercial Pvt. Ltd.	India	50.00%

* Shyam Indus Power Solutions Pvt. Ltd. was a subsidiary company of Sindhu Trade Links Ltd. till 30th March, 2018.

44C Additional Information as required under Schedule III to the companies Act, 2013, of the enterprises consolidated as Subsidiary/Associates/Joint Ventures.

(Rs. in Lakh)

Name of the Enterprise	Net Assets		Share in Profit or Loss		Share in Other Comprehensive		Share in Total Comprehensive	
	As % of consolidated net assets	Amount	As % of consolidated profit or loss	Amount	As % of consolidated Other Comprehensive Income	Amount	As % of consolidated Total Comprehensive Income	Amount
Parent								
Sindhu Trade Links Ltd.	34.71%	61,611.79	-36.05%	5,654.00	596.30%	1,697.62	+48.95%	7,352.42
Indian Subsidiary								
Hari Bhoomi Communications Pvt. Ltd.	2.33%	4,135.72	-0.10%	26.50	-111.92%	(318.59)	1.93%	(290.19)
Indus Automotives Pvt. Ltd.	1.17%	2,074.67	6.84%	(127.90)	24.03%	70.68	0.38%	(57.22)
Sudha Bio Power Pvt. Ltd.	1.73%	3,069.17	-1.68%	257.77	-96.61%	(200.68)	0.15%	(22.92)
Foreign Subsidiary								
Param Mitra Resources Pte. Ltd.	81.33%	1,44,367.00	93.44%	(14,300.91)	-254.87%	(725.50)	100.04%	(15,026.41)
Non-controlling Interest in Subsidiaries								
	-31.68%	(56,239.01)	34.25%	(5,241.43)	-128.41%	(365.51)	37.33%	(5,666.94)
Indian Associates (Investment as per the equity method)								
Shyam Indus Power Solutions Private Limited	0.94%	1,661.29	6.32%	(966.74)	1.69%	4.81	6.40%	(961.93)
Indus Best Mega Food Park Private Limited	-0.07%	(115.42)	1.06%	(162.59)	0.00%	-	1.08%	(162.69)
Mahavir Benefaction Private Limited	0.00%	-	0.00%	-	0.00%	-	0.00%	-
Param Mitra Investments Limited	3.75%	6,664.26	2.90%	(443.93)	70.90%	201.83	1.61%	(242.10)
Tandem Commercial Private Limited	0.69%	1,229.80	0.01%	(1.80)	0.00%	-	0.01%	(1.80)
Intercompany Elimination and Consolidation Adjustments								
	5.10%	9,053.30	0.00%	-	0.00%	-	0.00%	-
Total	100.00%	1,77,512.58	100.00%	(15,304.53)	100.00%	284.65	100.00%	(15,019.87)



31 March 2019

(Rs. in Lakh)

Name of the Enterprise	Net Assets		Share in Profit or Loss		Share in Other Comprehensive		Share in Total Comprehensive	
	As % of consolidated net assets	Amount	As % of consolidated profit or loss	Amount	As % of consolidated Other Comprehensive Income	Amount	As % of consolidated Total Comprehensive Income	Amount
Parent								
Sindhu Trade Links Ltd.	31.49%	54,259.37	524.28%	7,010.93	1.05%	355.05	20.83%	7,366.78
Indian Subsidiary								
Hari Bhoomi Communications Pvt. Ltd.	2.57%	4,426.00	23.40%	312.01	0.00%	25.06	0.96%	330.65
Indus Automotives Pvt. Ltd.	1.24%	2,131.89	6.75%	84.92	0.00%	(5.70)	0.24%	84.14
Sulha Bio Power Pvt. Ltd.	1.79%	3,092.09	20.00%	267.41	0.00%	26.80	0.83%	294.21
Foreign Subsidiary								
Param Mitra Resources Pte. Ltd.	84.10%	1,41,910.53	-1001.87%	(13,390.96)	184.50%	62,811.12	139.51%	49,342.59
Non-Controlling Interest in Subsidiaries								
	-32.80%	(56,658.72)	507.12%	6,760.09	-85.92%	(29,251.90)	-63.35%	(22,407.16)
Indian Associates (Investment as per the equity method)								
Shyam Indus Power Solutions Private Limited	1.45%	2,506.42	43.43%	580.59	0.00%	-	1.64%	580.59
Indus Best Mega Food Park Private Limited	0.00%	(3.08)	-0.03%	(0.41)	0.00%	-	0.00%	(0.41)
Mahavir Benefication Private Limited	0.00%	-	0.00%	-	0.00%	-	0.00%	-
Param Mitra Investments Limited	3.97%	6,839.03	10.95%	146.30	0.23%	77.65	0.63%	224.69
Tandem Commercial Private Limited	0.71%	1,231.60	-34.01%	(454.77)	0.00%	-	-1.29%	(454.77)
Intercountry Elimination and Consolidation Adjustments								
	5.56%	9,573.86	0.00%	-	0.00%	-	0.00%	-
Total	100.00%	1,72,300.99	100.00%	1,336.99	100.00%	34,044.71	100.00%	35,368.65



Note 45
 Form AOC-1 (Pursuant to first proviso to sub-section (3) of section 129 read with rule 5 of Companies (Accounts) Rules, 2014
 Salient Features of Financial Statements of subsidiary / Associates as per Companies Act, 2013

(Rs. in Lakh)

Part 'A' Subsidiaries
 31 March 2020

Particulars	Subsidiary			
	Hari Dharam Communications Pvt. Ltd.	Infus Automotives Pvt. Ltd.	Sinha Bio Power Pvt. Ltd.	Param Mitra Resources Pte. Ltd.
Reporting period for the subsidiary	31-Mar-20	31-Mar-20	31-Mar-20	31-Mar-20
Country of Incorporation	India	India	India	Singapore
Reporting Currency	INR	INR	INR	USD
Share Capital	303.27	52.50	901.00	740.41
Reserve & Surplus	3,072.15	3,072.15	2,168.17	478.73
Total Assets	6,807.79	4,338.86	5,511.49	4,872.86
Total Liability	5,777.07	2,251.15	2,442.32	2,054.91
Investments	404.08	-	-	0.8647
Turnover/Total Income	13,188.20	742.25	4,800.83	241.12
Profit before taxation	102.67	(108.45)	611.48	(180.15)
Provision for Taxation	74.39	19.45	356.70	(7.71)
Profit after tax	28.28	(127.90)	254.78	(172.44)
Other Comprehensive Income	(0.1859)	70.68	(200.68)	(100.64)
Total Comprehensive Income	(26.91)	(57.22)	(45.90)	(272.88)
% of Shareholding	81.68%	88.10%	100.00%	96.16%

Part 'A' Subsidiaries
 31 March 2019

Particulars	Subsidiary			
	Hari Dharam Communications Pvt. Ltd.	Infus Automotives Pvt. Ltd.	Sinha Bio Power Pvt. Ltd.	Param Mitra Resources Pte. Ltd.
Reporting period for the subsidiary	31-Mar-19	31-Mar-19	31-Mar-19	31-Mar-19
Country of Incorporation	India	India	India	Singapore
Reporting Currency	INR	INR	INR	USD
Share Capital	303.27	52.50	901.00	738.95
Reserve & Surplus	4,122.45	2,079.29	2,191.09	617.03
Total Assets	11,327.07	5,806.07	5,458.64	4,070.34
Total Liability	6,511.05	2,767.08	2,198.22	2,444.28
Investments	804.02	-	-	0.0115
Turnover/Total Income	14,678.25	6,073.33	4,458.58	295.07
Profit before taxation	420.54	122.96	376.15	(392.85)
Provision for Taxation	107.73	44.24	160.74	2.99
Profit after tax	312.81	78.72	215.41	(395.84)
Other Comprehensive Income	25.86	(0.78)	26.80	325.98
Total Comprehensive Income	338.67	77.94	242.21	29.14
% of Shareholding	81.68%	88.10%	100.00%	96.16%

Part 'B' Associates
 31 March 2020

Statement pursuant to Section 129 (3) of the Companies Act, 2013 related to Associate Companies and Joint Ventures:-

Name of the entity	Latest audited Balance Sheet date	Reporting currency	No. of shares	Amount of Investment in Associates/Joint Venture	Extend of Holding %	Description of how there is significant influence	Reason why the associate/joint venture is not consolidated	Net worth attributable to Shareholding as per latest audited Balance Sheet	Profit/(Loss) for the year Considered in Consolidation	Profit/(Loss) for the year not considered in Consolidation
Associate										
Siyam India Power Solutions Pvt. Ltd.	31-Mar-20	INR	2,37,08,115	5,011.68	49.22%	Note - A	N.A.	11,474.97	(961.92)	-
Infus Best Meta Food Park Pvt. Ltd.	31-Mar-20	INR	84,89,000	862.50	42.07%	Note - A	N.A.	1,218.84	(163.69)	-
Param Mitra Investments Ltd.	31-Mar-20	INR	24,86,331	209.49	45.25%	Note - A	N.A.	7,033.78	(244.10)	-
Tandem Commercial Pvt. Ltd.	31-Mar-20	INR	18,80,000	188.00	50.00%	Note - A	N.A.	1,417.80	(1.80)	-

Note - A
 There is significant influence due to percentage(%) of Holding & Voting Rights.

Part 'B' Associates
 31 March 2019

Statement pursuant to Section 129 (3) of the Companies Act, 2013 related to Associate Companies:-

Name of the entity	Latest audited Balance Sheet date	Reporting currency	No. of shares	Amount of Investment in Associates	Extend of Holding %	Description of how there is significant influence	Reason why the associate/joint venture is not consolidated	Net worth attributable to Shareholding as per latest audited Balance Sheet	Profit/(Loss) for the year Considered in Consolidation	Profit/(Loss) for the year not considered in Consolidation
Associate										
Siyam India Power Solutions Pvt. Ltd.	31-Mar-19	INR	2,37,08,115	5,011.68	49.22%	Note - A	N.A.	12,510.99	580.56	-
Infus Best Meta Food Park Pvt. Ltd.	31-Mar-19	INR	84,89,000	862.50	42.07%	Note - A	N.A.	1,200.13	(0.41)	-
Param Mitra Investments Ltd.	31-Mar-19	INR	24,86,331	209.49	45.25%	Note - A	N.A.	7,277.30	224.33	-
Tandem Commercial Pvt. Ltd.	31-Mar-19	INR	18,80,000	188.00	50.00%	Note - A	N.A.	1,415.02	(454.72)	-

Note - A
 There is significant influence due to percentage(%) of Holding & Voting Rights.

Part 'C'

Sinhu Trade Links Limited (hereinafter referred to as 'the Holding Company'), required to comply with Indian Accounting Standards (Ind AS) as specified under Companies (Indian Accounting Rules), 2015, have prepared its financial statements accordingly. However, a foreign subsidiary company of the Holding Company has prepared its financial statements as per the Singapore Financial Reporting Standards (FRS), therefore for the purpose of consolidation Company has adopted the financial statements of foreign subsidiary as approved by the holding company's management and used the same in consolidation after incorporating necessary adjustments to bring them in line with the company's financial statements as specified under Companies (Indian Accounting Rules), 2015.



46 Interest in other Entities as per Ind AS 112

(a) Subsidiaries

The Group's subsidiaries at March 31, 2020 are set out below.

Unless otherwise stated, they have share capital consisting solely of equity shares that are held directly by the group and the proportion of ownership interests held equals the voting rights held by the group. The country of incorporation or

Name of the Entity	Place of Business/ Country of Incorporation	Ownership Interest held by the		Ownership Interest held by non		Principal Activity
		% voting power held as at		% voting power held as at		
		31st March, 2020	31st March, 2019	31st March, 2020	31st March, 2019	
Hari Bhensi Communications Pvt. Ltd.	India	84.65%	84.65%	15.32%	15.32%	Newspaper & Printmedia
Indus Automotives Pvt. Ltd.	India	98.10%	98.10%	1.90%	1.90%	Trading of Automobile Parts & Spares
Sudha Bio Power Pvt. Ltd.	India	100.00%	100.00%	-	-	Generation of Electricity
Param Mitra Resources Pte. Ltd.	Singapore	96.16%	96.16%	3.84%	3.84%	Extraction and Selling of Coal from Coal Mines

31 March 2020

(b) Interest in Associates and Joint Ventures

Name of the Entity	Place of Business / Country of	Carrying amount as at		% of ownership interest	
		31st March, 2020	31st March, 2019	31st March, 2020	31st March, 2019
Associates:					
Indus Best Mega Food Park Pvt. Ltd.	India	740.56	660.90	42.07%	36.85%
Param Mitra Investments Ltd.	India	7,031.75	7,308.52	45.52%	45.23%
Tandem Commercial Pvt. Ltd.	India	1,437.50	1,433.60	50.00%	50.00%
Slyam Indus Power Solutions Pvt. Ltd.	India	11,472.97	12,318.10	49.22%	49.12%

31 March 2020

(c) Summarised financial information for Associates

Summarised Balance Sheet as at 31st March, 2020

Name of the Entity	Associates			
	Slyam Indus Power Solutions Pvt. Ltd.	Indus Best Mega Food Park Pvt. Ltd.	Param Mitra Investments Ltd.	Tandem Commercial Pvt. Ltd.
Current assets	39,261.09	1,095.16	549.29	1.05
Non-current assets	10,607.24	10,573.99	16,595.94	2,834.60
Current liabilities	20,242.13	1,365.45	1,500.47	0.05
Non-current liabilities	3,070.31	7,117.57	126.29	-
Net assets	25,122.09	3,188.23	15,428.53	2,834.60
The above amounts of assets and liabilities include the following:				
Cash & cash equivalents	1,102.10	175.08	101.42	1.05
Current financial liabilities (excluding trade and other payable and provisions)	9,307.18	267.25	1,522.81	-

31 March 2019

Summarised Balance Sheet as at 31st March, 2019

Name of the Entity	Associates			
	Slyam Indus Power Solutions Pvt. Ltd.	Indus Best Mega Food Park Pvt. Ltd.	Param Mitra Investments Ltd.	Tandem Commercial Pvt. Ltd.
Current assets	44,671.06	657.09	855.06	1.17
Non-current assets	10,607.92	6,223.36	17,016.32	2,834.12
Current liabilities	23,299.24	961.54	1,600.75	0.10
Non-current liabilities	5,123.50	5,557.00	111.22	-
Net assets	27,077.24	3,069.93	15,969.41	2,870.19
The above amounts of assets and liabilities include the following:				
Cash & cash equivalents	1,102.10	0.53	101.42	1.17
Current financial liabilities (excluding trade and other payable and provisions)	10,756.34	227.29	1,606.22	-

31 March 2020

Summarised statement of profit and loss for the year ended on 31st March, 2020

Name of the Entity	Associates			
	Slyam Indus Power Solutions Pvt. Ltd.	Indus Best Mega Food Park Pvt. Ltd.	Param Mitra Investments Ltd.	Tandem Commercial Pvt. Ltd.
Revenue	37,942.00	-	93.05	-
Interest Income	204.33	43.04	56.50	-
Other Income	217.28	32.02	-	-
Depreciation and amortisation	290.37	201.29	1.78	-
Interest expense	1,713.82	-	54.30	-
Profit for the year	(1,364.12)	(386.70)	(273.23)	(3.59)
Other comprehensive income	9.77	-	142.70	-
Total comprehensive income	(1,954.35)	(386.70)	(130.53)	(3.59)

31 March 2019

Summarised statement of profit and loss for the year ended on 31st March, 2019

Name of the Entity	Associates			
	Slyam Indus Power Solutions Pvt. Ltd.	Indus Best Mega Food Park Pvt. Ltd.	Param Mitra Investments Ltd.	Tandem Commercial Pvt. Ltd.
Revenue	47,900.50	-	153.77	-
Interest Income	174.96	20.09	-	-
Other Income	74.54	20.57	15.30	0.22
Depreciation and amortisation	340.88	3.95	3.17	-
Interest expense	1,822.39	-	33.99	-
Profit for the year	966.52	(0.97)	321.08	(909.54)
Other comprehensive income	108.59	-	170.32	-
Total comprehensive income	1,075.11	(0.97)	491.40	(909.54)



31 March 2020

Reconciliation to carrying amounts as at 31st March, 2020

Name of the Entity	Associates			
	Shyam Indus Power Solutions Pvt. Ltd.	Indus Best Mega Food Park Pvt. Ltd.	Param Mitra Investments Ltd.	Tandem Commercial Pvt. Ltd.
Opening net assets	25,077.24	3,061.93	2,809.19	-
Profit for the year	(1,964.12)	(386.70)	(973.75)	(3.35)
Other Comprehensive Income	9.77	-	442.70	-
On account of Acquisition/(Disposal) of Subsidiary and Associate	-	-	-	-
Share of profit/(loss) for adjustment in reserves of associate	-	-	(973.02)	-
Preliminary expenses	-	-	-	-
Capital Contribution/(Withdrawal) by Group	-	-	-	-
Closing net assets	25,122.89	2,675.23	1,332.33	(3.59)
Group's share in %	49.22%	42.07%	45.29%	50.00%
Proportion of the Group's ownership interest	12,565.49	1,125.47	607.41	(1.60)
Net Capital Contribution/(Withdrawal) by Group	(992.52)	(276.91)	6,426.34	1,419.60
Carrying Amount	11,472.97	748.56	7,033.75	1,417.80

31 March 2019

Reconciliation to carrying amounts as at 31st March, 2019

Name of the Entity	Associates			
	Shyam Indus Power Solutions Pvt. Ltd.	Indus Best Mega Food Park Pvt. Ltd.	Param Mitra Investments Ltd.	Tandem Commercial Pvt. Ltd.
Opening net assets	26,020.19	2,307.90	17,962.64	3,748.73
Profit for the year	966.52	(0.97)	321.08	(909.53)
Other Comprehensive Income	108.50	-	170.32	-
On account of Acquisition/(Disposal) of Subsidiary and Associate	(25.72)	-	22.66	-
Share of profit/(loss) for adjustment in reserves of associate	-	-	(2,010.29)	-
Preliminary expenses	(0.74)	-	-	-
Capital Contribution/(Withdrawal) by Group	-	755.00	-	-
Closing net assets	27,077.24	3,061.93	15,959.41	2,839.20
Group's share in %	49.22%	42.07%	45.29%	50.00%
Proportion of the Group's ownership interest	13,327.42	1,280.16	7,275.78	1,419.60
Net Capital Contribution/(Withdrawal) by Group	(1,009.12)	(427.25)	(67.26)	(0.00)
Carrying Amount	12,318.10	860.90	7,208.52	1,419.60

(d) Share of profits from Associates

Particulars	31st March, 2020	31st March, 2019
Share of profits from Associates	(1,312.91)	375.44
Total Share of profits from Associates	(3,212.91)	349.44



47 Business Combination as per Ind AS 103

(a) Total Goodwill (on account of consolidation & business combination)

Particular	31/Mar/20	31/Mar/19
Goodwill at the beginning of the year	1,884.81	1,884.81
Add: Recognised during the year	-	-
Less: Derecognised during the year	-	-
Gross Goodwill at the end of the year	1,884.81	1,884.81
Opening accumulated impairment	-	-
Add: Impairment during the year	-	-
Closing accumulated impairment	-	-
Carrying amount of Goodwill	1,884.81	1,884.81

Each of the subsidiaries is identified as a separate cash generating unit. Goodwill has been allocated for impairment

(b) Total Capital reserve (on account of consolidation & business combination)

Particular	31/Mar/20	31/Mar/19
Capital reserve at the beginning of the year	9,610.96	9,666.89
Add: Recognised during the year	78.87	381.83
Less: Derecognised during the year	-	437.76
Capital reserve at the end of the year	9,689.83	9,610.96





(Rs. in Lakh)

48. Related party disclosures

As per Ind As 24, the disclosure of transactions with related parties are given below:

(a) List of related parties where control exists and also other related parties with whom transaction have taken

	Name of Related Party	Relationship
	Holding Company	
1	Hari Bhoomi Communications Private Limited	
2	Indus Automotives Private Limited	Subsidiary Companies of Sindhu Trade Links Limited
3	Param Mitra Resources Pte Limited	
4	Sudha Bio Power Private Limited	
5	Legend Travels Private Limited	Subsidiary of Hari Bhoomi
6	Dragon Power Investments Limited	
7	Oceania Resources Pty Limited	
8	Param Mitra Coal Resources Pte Limited	Subsidiaries of Param Mitra Resources Pte Ltd
9	Param Mitra Coal Resources One Pte Limited	
10	Param Mitra Coal Resources Two Pte Limited	
11	Param Mitra Power Pte Limited	
12	Pt. Param Mitra Coal Movers Pte Limited	
13	Pt. Param Mitra Coal Resources	
14	Pt. Brillan Alam Sejahtera	
15	Pt. Krida Makmur Bersama	
16	Pt. Rencana Mulia Baratama	
17	Unity Holding Business Singapore Pte Limited	
18	Shyam Indus Power Solutions Pvt Ltd	
19	Indus Best Mega Food Park Private Limited	Associate Companies of Sindhu Trade Links Limited
20	Mahavir Benefication Private Limited	
21	Param Mitra Investments Limited	
22	Tandem Commercial Private Limited	
23	Advent Coal Resources Pte Limited	Associates of Param Mitra Resources Pte Ltd
24	Ocean Pro DWC LLC, Dubai	
25	Vir Sen Sindhu	
26	Satya Pal Sindhu	Key Management Personnel/Director
27	Vikas Singh Hooda	
28	Suchi Gupta	
29	Abhimanyu Sindhu	
30	Anika Sindhu	
31	Mitter Sen Sindhu (HUF)	
32	Parameshwari Devi	
33	Rachna Sindhu	
34	Dev Sindhu	
35	Rudra Sen Sindhu -HUF	
36	Satyapal Sindhu- HUF	
37	Saurabh Sindhu-HUF	
38	Vrit Pal Sindhu	
39	Sonal Sindhu	
40	Rudra Sen Sindhu	
41	Shahista Sindhu	
42	Shashi Sindhu	Relatives to Key Management Personnel
43	Shaurya Sindhu	
44	Shweta Sindhu	
45	Smriti Sindhu	
46	Sumati Sindhu	
47	Sumegha Sindhu	
48	Surbhi Sindhu	



- 49 Usha sindhu
- 50 Vir Sen Sindhu- HUF
- 51 Vrit Pal Sindhu - HUF
- 52 Saurabh Sindhu
- 53 Somvir Sindhu
- 54 Ms. Saroj Sindhu
- 55 Samriti Sindhu
- 56 Abhimanyu Sindhu-HUF
- 57 ACB India Limited
- 58 Adarsh infraventure Private limited
- 59 B and S Realtors Private Limited
- 60 Chhatisgarh Land And Building Developers Pvt Ltd
- 61 Four Corner Developers Private Limited
- 62 Indus Automobiles Private Limited
- 63 Indus Infra Built Private Limited
- 64 Indus Infra Development Private Limited
- 65 Indus Portfolio Private Limited
- 66 M. S. & Sons
- 67 NU Edge Infrsolutions LLP
- 68 Sainik Mining and Allied Services Limited
- 69 Sindhu Farms Private Limited
- 70 Sindhu Realtors Limited
- 71 S. S. Transport
- 72 Ekta Sindhu
- 73 Shreya Sindhu
- 74 Paramitra Holdings Limited
- 75 Aryan Ispat and Power Limited
- 76 Mahavir Multitrade Pvt Ltd
- 77 S3H Reality Pvt Ltd
- 78 Indus Public School, Hissar
- 79 Indus Public School, Rohtak
- 80 Delhi Public School Bilaspur
- 81 Delhi Public School Durg
- 82 Yashpal Saharan
- 83 Dhruv Khod
- 84 Param Mitter Manav Nimran Sansthan
- 85 Seven Seas Fashions Private Limited
- 86 Spectrum Renewable Energy Pvt. Ltd
- 87 V. V. Transport
- 88 Gevra Automobiles
- 89 Specturm Coal Power Pvt. Ltd.
- 90 Saharan Agro Farms Private Limited
- 91 Konark Traders
- 92 SIS Holdings Pte Limited
- 93 Sarvesh Sindhu
- 94 Smart Alliance Limited
- 95 Wisdom Power Ventures
- 96 Sh.Kulbir Singh Surjewala
- 97 Param Mitra Dwi Coal Resources
- 98 Param Mitra Tri Coal Resources
- 99 One Point Reality Private Limited
- 100 Kartikay Exploration and Mining Services Pvt Ltd
- 101 Sindhu Education Foundation Trust
- 102 Indus Education and Research Trust
- 103 MEC Coal Pte Ltd
- 104 PT Trans Kutai Kencana
- 105 PT Solar Energy
- 106 Sukarma Coal Resources Pte Limited
- 107 Sh. Himanshu Dwivedi

Others Related Parties



48 (b) Transactions during the year with Related Parties :							
Nature of Transactions	Subsidiaries	Associates	KMP	Relatives of KMP	Others	Joint Venture	Total
Construction Receipts					242.25		242.25
					(135.24)		(135.24)
Loading Receipts	-	-	-	-	6,913.34		6,913.34
	(-)	(-)	(-)	(-)	(8,043.21)		(8,043.21)
Mining Logistics Receipts	-	-	-	-	6,052.70		6,052.70
	-	-	-	-	(4,806.17)		(4,806.17)
Transportation Receipts	-	-	-	-	27,404.69		27,404.69
					(27,125.60)		(27,125.60)
Water Sprinkle Receipts					660.00		660.00
					(525.00)		(525.00)
Sale of Diesel, Petrol & Lubricants		-	-	-	3,842.13		3,842.13
		-	-	-	(15,371.79)		(15,371.79)
Sale of Investments		-	-	40.93	-		40.93
				(39.80)			(39.80)
Sale of Spares, Oil & Tyre					35.25		35.25
					(1,227.71)		(1,227.71)
Interest Income	-	-	-	-	-		-
					(31.63)		31.63
Dividend Income					1.45		1.45
					(1.45)		(1.45)
Rental Income	-	2.40			86.02		88.42
	-	(2.40)			(78.53)		(80.93)
Advertisement income					9.02		9.02
					(7.46)		(7.46)
Purchase of FOL & HSD					3,161.99		3,161.99
					(7,561.93)		(7,561.93)
Purchase of Tyre, Lubricants & Spares	-				0.59		0.59
	-				(138.20)		(138.20)
Support service to mining charges paid					6,336.81		6,336.81
					(3,836.68)		(3,836.68)
Hiring charges Paid					-		-
CSR Expenses					72.60		72.60
					(73.60)		(73.60)
Repair & Maintenance					-		-
Commission					(3.00)		3.00
					(26.50)		(26.50)
Transportation Charges paid			414.00	7,672.00	5,386.00		13,472.00
			(835.00)	(9,177.00)	(7,833.00)		(17,845.00)
Salary/Director Remuneration			767.96	-	-		767.96
			(683.08)	(59.00)	-		(742.08)
Interest Paid			654.04	372.87	5.04		1,031.95
			(392.53)	(6.13)	(174.64)		(573.30)
Rent Paid			4.80	7.56	40.82		53.18
			(4.80)	(7.84)	(7.74)		(20.38)
Consultancy fees					-		-
					(3.00)		(3.00)
Advertisement & Publicity	-				0.63		0.63
	-				(0.46)		(0.46)
Inter Corporate Deposit/Unsecured Loan taken			5,724.28	1,315.50	1,408.60		8,448.38
			(5,745.00)	(2,352.80)	(914.29)		(9,012.09)
Inter Corporate Deposit/Unsecured Loan taken repaid			5,415.88	2,003.36	448.60		7,867.84
			(4,406.15)	(1,109.96)	(3,689.65)		(9,205.76)
Advances Received					-		-
					0.11		(0.11)
Advances Received against Shares					177.00		177.00
							(-)

48 (b) Transactions during the year with Related Parties continue...

Nature of Transactions	Subsidiaries	Associates	KMP	Relatives of KMP	Others	Total
Advances Received repaid					(1.69)	(1.69)
Investment	-	-			800.00	800.00
Disinvestment	-	(730.19)			(800.00)	(1,530.19)
Security Deposit					594.08	594.08
Share Application Money Given	-	-			(95.00)	(95.00)
Share Application Money Given Refunded	-	(250.00)				(250.00)
Inter Corporate Deposit/Trade Advance Given	-	-			(50.00)	(50.00)
Inter Corporate Deposit/ Trade Advance Given received back	-	-	(51.00)		(405.22)	(456.22)
Advances Given					56.75	56.75
Advances Given received back					(13.24)	(13.24)
					61.04	61.04
		(54.53)			(166.38)	(220.91)

Figures in () are of previous year 31 March 2019

Outstanding balances as at year end	Subsidiaries	Associates	KMP/Directors	Relative Of KMP	Others	Joint Venture	Total
Inter corporate deposit received					973.48		973.48
Security Deposit					(8.95)		(8.95)
Director Remuneration			3.45		(-)		3.45
Unsecured Loan			5,545.84	974.72			6,520.56
Trade Payables			(5,351.36)	(1,537.26)	5,419.26		5,419.26
Transport Charges payable		(-)	151.00	1,396.00	(2,402.28)		1,775.00
Rent Payable			(96.21)	(923.24)	228.00		(1,142.24)
Salary Payable			11.00	2.88	8.42		22.30
			(3.80)	(1.92)	(13.50)		(19.22)
Salary Payable			23.50	17.70			41.20
			(23.50)	(65.90)			(89.40)
Inter Corporate Deposits Given	-	-					-
Trade Advance	(-)						-
Advance from Customers							-
Share Application Money given	-	250.00					250.00
Advances Given	(-)	(250.00)					(250.00)
					247.13		247.13
					(251.42)		(251.42)
Trade Receivable	-	0.54	9,660.48		7,698.86		17,359.88
	(-)				(7,769.30)	(-)	(7,769.30)
Commission Payable							-
				(10.93)			(10.93)

Figures in () are as at 31st March, 2019



49 Corporate Social responsibility (CSR)

- a) CSR Amount required to be spent as per section 135 of companies act , 2013 read with schedule VII thereof by the company during the year is Rs 205.52 Lakh(previous year 220.64 lakh).
- b) Expenditure related to corporate social responsibility is Rs 74.60 Lakh (previous year 75.60 Lakh).

Details of amount spent towards CSR given below:

Particulars	2019-20	2018-19
Environment Conservation & Sustainability	2.00	2.00
Education	72.60	73.60
Total	74.60	75.60

- 50 In the opinion of the management, the value on realisation of current assets, loans & advances in the ordinary course of business would not be less than the amount at which they are stated in the Balance Sheet and provisions for all known liabilities has been made. Further Debit and Credit balances are subject to confirmations.
- 51 Previous Year Figures have been regrouped and rearranged wherever necessary in line with Ind AS

As per our report of even date attached

For Divyank Khullar & Associates

Chartered Accountants

Firm Registration No.: 025755N



Divyank Khullar

Proprietor

Membership No.: 528399

Place :New Delhi


Date: 04.12.2020



For and on behalf of the Board of Directors



Satya Pal Sindhu
Managing Director
DIN: 00218355



Vikas Hooda
Chief Financial Officer
PAN: AATPH4946B



Rudra Sen Sindhu
Director
DIN: 00006999



Suchi Gupta
Company Secretary
M. No.: 26066

COMPANY'S PHILOSOPHY ON CORPORATE GOVERNANCE:

Corporate Governance is all about ethical conduct, openness, integrity and accountability of an enterprise. Healthy Corporate Governance enjoins a commitment of the Company to run the business in legal, ethical and transparent manner. It involves a set of relationships between a Company's Management, its Board, Shareholders and Stakeholders. It is one of the key elements in improving the economic efficiency of the enterprise. Credibility generated by sound Corporate Governance enables an enterprise in enhancing the confidence of the investors - both domestic and foreign, and in establishing productive and lasting business relationship with all stakeholders.

To Sindhu Trade Links Limited, Corporate Governance is more a way of business life than a mere legal obligation. Besides complying with the prescribed Corporate Governance Practices as per Securities and Exchange Board of India (Listing Obligations and Disclosure Requirements), Regulations, 2015 (hereinafter referred to as 'Listing Regulations') the Company has voluntarily adopted various practices of Governance conforming to highest ethical and responsible standards of business, globally benchmarked.

Sindhu Trade Links Limited views Corporate Governance principles as an important pivot to decision making process. It forms part of business strategy which includes, inter-alia, creating an organization intended to maximise wealth of shareholders, establish productive and lasting relationship with all stakeholders with emphasis laid on fulfilling the responsibility towards entire community and society.

Being a value driven organization the Company envisages attainment of the highest level of transparency, accountability, co-ordination and equity in all facets of its operations including everyone it works with, the community it is in touch with and the environment it has an impact on.

The Company has established systems and procedures to ensure that its Board of Directors is well informed and well equipped to discharge its overall responsibilities and provide the Management with the strategic direction catering to exigency of long term shareholders value. It's initiatives towards adhering to highest standards of Governance include self-governance, professionalization of the Board, fair and transparent processes and reporting systems and going beyond the mandated Corporate Governance requirements of SEBI. The Corporate Governance Principles implemented by Sindhu Trade Links Limited seeks to protect, recognize and facilitate shareholders rights and ensure timely and accurate disclosure to them.

The Corporate Governance refers to set of the transparent procedures and practices, enactment of legalised policies, pursuance of applicable laws, exhaustive and appropriate disclosure of all the relevant financial data and operational information in the best interest of stakeholders i.e. Shareholders, Consumers, Banks, financial institutions and employees etc. through which a corporation is directed, controlled or administered.

The Board of Directors ("The Board") is constituted as per the statutory provisions of the Companies Act, 1956, and Companies Act, 2013, Listing Agreement and other applicable provisions. The members of our board have diverse backgrounds having expertise in areas

like finance, entrepreneurship and General Management. They all have worked in senior positions with an extensive knowledge of the Indian Business environment.

The Board reviews its strength and composition from time to time to ensure that it remains aligned with the statutory as well as business requirements. As per the Good Governance Policy, any new director is being appointed with unanimous consent from the board with the affirmation of the provisions of the applicable laws. Whereas the non-independent directors/shareholders' representative directors are nominated by the respective shareholders, independent directors are selected from diverse academic, professional background.

Limit on the number of Directorships

In compliance with the Listing Regulations, Directors of the Company do not serve as Independent Director in more than seven Listed Companies or in case he/she is serving as a Whole- Time Director in any Listed Company, does not hold such position in more than three Listed Companies.

Shareholding of Non-Executive Directors

None of the Non-Executive Directors hold any shares in the Company. Further, the Company has not issued any convertible instruments hence disclosure in this respect is not applicable.

Independent Directors

As mandated by the Listing Regulations, the Independent Directors on STLL's Board:

- are persons of integrity and possess relevant expertise and experience, in the opinion of the Board of Directors;
- are not a Promoter of the Company or its holding, subsidiary or associate Company;
- are not related to Promoters or Directors in the Company, its holding, subsidiary or associate Company;
- apart from receiving Director's remuneration, have or had no material pecuniary relationship with the Company, its holding, subsidiary or associate Company, or their Promoters or Directors, during the two immediately preceding financial years or during the current financial year;
- have no relative, who has or had pecuniary relationship or transaction with the Company, its holding, subsidiary or associate Company, or their Promoters, or Directors, amounting to two per cent or more of its gross turnover or total income or fifty lakh rupees or such higher amount as may be prescribed from time to time, whichever is lower, during the two immediately preceding financial years or during the current financial year;
- neither themselves nor any of their relatives –

- hold or have held the position of a Key Managerial Personnel or are or have been employee of the Company or its holding, subsidiary or associate Company in any of the three financial years immediately preceding the Financial Year in which they were proposed to be appointed;
- are or have been an employee or proprietor or a partner, in any of the three financial years immediately preceding the Financial Year in which they were proposed to be appointed, of –
 - ❖ a firm of Auditors or Company Secretaries in practice or Cost Auditors of the Company or its holding, subsidiary or associate Company; or
 - ❖ any legal or a consulting firm that has or had any transaction with the Company, its holding, subsidiary or associate Company amounting to ten per cent or more of the gross turnover of such firm;
- hold together with their relatives two percent or more of the total voting power of the Company; or
- is a Chief Executive or Director, by whatever name called, of any Non-Profit Organization that receives twenty-five percent or more of its receipts or corpus from the Company, any of its Promoters, Directors or its holding, subsidiary or associate Company or that holds two percent or more of the total voting power of the Company;
- is a material supplier, service provider or customer or a lessor or lessee of the Company;
- are not less than 21 years of age.

The Independent Directors have confirmed that they meet the criteria of Independence laid down under the Companies Act, 2013 and the Listing Regulations.

Maximum Tenure of Independent Directors

In accordance with Section 149(11) of the Companies Act, 2013, the current tenure of Independent Directors of the Company is for a term of 3 consecutive years from the date of Appointment

upto the conclusion of AGM to be held in the Calendar Year 2020.

Terms & Conditions of Appointment

The terms and conditions of appointment of Independent Directors have been disclosed on the website of the Company www.sindhutrade.com.

Performance evaluation of Independent Directors

The Board of Directors upon recommendation of Nomination and Remuneration Committee have laid down the criteria for performance evaluation of Board of the Company, its Committees and

the individual Board Members, including Independent Directors.

The performance evaluation of Independent Directors was done by the entire Board and in the evaluation the Director who was subject to evaluation did not participate. On the basis of performance evaluation done by the Board, it shall be determined whether to extend or continue their term of appointment, as and when their respective term expires.

Separate Meeting of the Independent Directors

All Independent Directors of the Company met virtually due to pandemic without the presence of Non-Independent Directors and Members of Management.

Discussions with Independent Directors

In accordance with the Listing Regulations, following matters were, inter-alia, reviewed and discussed in the meeting:

- Performance of Non-Independent Directors and the Board of Directors as a whole.
- Performance of the Chairman of the Company taking into consideration the views of Executive and Non-Executive Directors.
- Assess the quality, quantity and timeliness of flow of information between the Company Management and the Board that is necessary for the Board to effectively and reasonably perform their duties.

The Board's policy is to regularly have separate meetings with IDs, to update them on all business-related issues and new initiatives. At such meetings, the EDs and other members of the Management make presentations on relevant issues.

Familiarization Programme for the Independent Directors

The Company conducts Familiarization Programme for the Independent Directors to provide them an opportunity to familiarize with the Company, its Management and its operations so as to gain a clear understanding of their roles, rights and responsibilities and contribute significantly towards the growth of the Company. They have full opportunity to interact with Senior Management Personnel and are provided all the documents required and sought by them for enabling them to have a good understanding of the Company, its business model and various operations and the industry of which it is a part.

The initiatives undertaken by the Company in this respect have been disclosed on the website of the Company at www.sindhutrade.com and the web link thereto is <http://www.sindhutrade.com/2015/Familiarization.pdf>

Information Supplied to the Board

The Board has complete access to all information with the Company. All Board meetings are governed by a structured agenda which is backed by comprehensive background information. Since the year 2011-12, as a part of green initiative, the Company is holding and convening its Board (including Committee) meetings in paperless form. All agenda papers are uploaded in a web based programme for information, perusal and comments, etc. of the Board/ Committee Members.

The information pertaining to mandatory items as specified in the Listing Regulations, Companies Act, 2013 and other applicable laws, along with other business issues, is regularly provided to the Board, as part of the agenda papers at least 1 weeks in advance of the Board

meetings (except for certain unpublished price sensitive information which is circulated at shorter notice).

Post Meeting follow up system: The Company has an effective post Board meeting follow up procedure. Action taken report on the decisions taken in a meeting is placed at the immediately succeeding meeting for information of the Board

The Board has established procedures to periodically review Compliance Report pertaining to all laws applicable to the Company as well as steps taken by the Company to rectify instances of non-compliance.

Succession Plan: The Board of Directors has satisfied itself that plans are in place for orderly succession for outgoing Members of the Board of Directors and Senior Management Personnel.

Roles and Responsibilities of Board Members

Sindhu Trade Links Limited has laid down a clear policy defining the structure and role of Board Members. The policy of the Company is to have a Non-Executive Chairman – presently

Ex-Capt. Rudra Sen Sindhu, a Managing Director – presently Mr. Satya Pal Sindhu, and an optimum combination of Executive and Non-Executive Promoter/ Independent Directors. The duties of Board Members as a Director have been enumerated in Listing Regulations, Section 166 of the Companies Act, 2013 and Schedule IV of the said Act, the last being Independent Directors specific. There is a clear demarcation of responsibility and authority amongst the Board Members.

- **The Chairman:** His primary role is to provide leadership to the Board in achieving goals of the Company in accordance with the charter approved by the Board. He is responsible for transforming the Company into a world-class organization that is dedicated to the well-being of each and every household, not only within India but across the globe, apart from leaving a fortunate legacy to posterity.

Also, as the Chairman of the Board he is responsible for all the Board matters. He is responsible, inter-alia, for the working of the Board and for ensuring that all relevant issues are placed before the Board and that all Directors are encouraged to provide their expert guidance on the relevant issues raised in the meetings of the Board. He is also responsible for formulating the corporate strategy along with other members of the Board of Directors. His role, inter-alia, includes:

- provide leadership to the Board & preside over all Board & General Meetings.
 - achieve goals in accordance with Company's overall vision.
 - ensure that Board decisions are aligned with Company's strategic policy.
 - oversee and evaluate the overall performance of Board and its Members.
 - ensure to place all relevant matters before the Board and encourage healthy participation by all Directors to enable them to provide their expert guidance.
 - monitor the core management team.
- Managing Director's & Executive Directors are responsible for implementation of corporate strategy, external contacts and other Management matters which are approved

by the Board. They are also responsible for achieving the annual and long term business plans. Their role, inter-alia, includes:

- crafting of vision and business strategies of the Company.
- clear understanding and accomplishment of Board set goals.
- responsible for overall performance of the Company in terms of revenues & profits and goodwill.
- acts as a link between Board and Management.
- ensure compliance with statutory provisions under multiple regulatory enactments.

➤ **Non-Executive Directors (including Independent Directors)** play a critical role in balancing the functioning of the Board by providing Independent judgements on various issues raised in the Board meetings like formulation of business strategies, monitoring of performances etc. Their role, inter-alia, includes:

- impart balance to the Board by providing independent judgement.
- provide feedback on Company's strategy and performance.
- provide effective feedback and recommendations for further improvements

Board Membership Criteria

The Nomination and Remuneration Committee in consultation with Directors / others determine the appropriate characteristics, skills and experience for the

Board as a whole, as well as its individual Members. The selection of Board Members is based on recommendations of the Nomination and Remuneration Committee.

The skill profile of Independent Board Members is driven by the key performance indicators defined by the Board, broadly based on:

- independent Corporate Governance
- guiding strategy and enhancing shareholders' value
- monitoring performance, Management development & compensation
- control & compliance

Composition

The constitution of the Board is as follows:

A Promoter Non-Executive Chairman Three Promoter family Members Four Non-Executive Independent Directors (including a Woman Director) constituting at least 50% of the Board The matrix below highlights the skills and expertise required from individuals for the office of Independent Directors of the Company.

*As on March 31, 2020, STLL's Board consists of 7 Members. Besides the Chairman, a Non-Executive Promoter Director, the Board comprises of three Executive Promoter Directors, Three Non-Executive Independent Director (including Mrs. Promila Bhardwaj, a Woman Director). The composition of the Board is in conformity with the Listing Regulations enjoining specified combination of Executive and Non-Executive Directors with at least one Women Director, with not less than fifty percent of the Board comprising of Non-Executive Directors and at least one-half of the Board comprising of Independent Directors for a Board chaired by Non-Executive Promoter Director.

CORPORATE GOVERNANCE REPORT 2019-20

The Board has access to the following information/records:

- Annual operating plans and budgets;
- Quarterly results;
- Minutes of the meetings of the Audit Committee, Nomination And Remuneration Committee , Stakeholders Relationship Committee , Risk Management Committee, Corporate Social Responsibility Committee; Finance Committee.

Any other items/events of materially important nature

During the financial year 2019-20, Five (05) Board Meetings were held on 29.05.2019, 12.08.2019, 02.09.2019, 12.11.2019 & 13.02.2020.

Remuneration paid to Directors

Details of remuneration paid to Directors for the Financial Year 2019-2020 is as under:

Name of the Director	Sitting Fees	Salary & Perquisites	Commission	Total
Satya Pal Sindhu	-	120,00,000/-	-	120,00,000/-
Vir Sen Sindhu	-	-	-	-
Rudra Sen Sindhu	-	-	-	-
Vrit Pal Sindhu	-	-	-	-
Ram Niwas Hooda	1,65,000/-	-	-	1,65,000/-
Kuldip Singh Sindhu	1,65,000/-	-	-	1,65,000/-
Samay Ram	75,000/-	-	-	75,000/-
Promila Bhardwaj	75,000/-	-	-	75,000/-

During the Financial Year 2019-20, the Company did not advance any loan to any of its Directors.

Remuneration Policy

The remuneration paid to Executive Directors of the Company is approved by the Board of Directors on the recommendations of the Nomination and Remuneration Committee. The Company's remuneration strategy is market-driven and aims at attracting and retaining high calibre talent. The strategy is in consonance with the existing industry practice and is directed towards rewarding performance, based on review of achievements, on a periodical basis.

Non-Executive Directors (including Independent Directors)

Besides sitting fees, the Non-Executive Directors are also entitled to commission out of the profits of the Company, at a rate not exceeding 1% of the net profits per annum of the Company, calculated in accordance with the provisions of Sections 196, 197 and 198 of the Companies Act, 2013, as approved by the Board and within the overall limits prescribed by the Companies Act, 2013.

Executive Directors

Remuneration of the Executive Directors consists of a fixed component and a variable performance incentive. The Nomination and Remuneration Committee makes annual

appraisal of the performance of the Executive Directors based on a detailed performance evaluation, and recommends the compensation payable to them, within the parameters approved by the shareholders, to the Board for their approval Board Meetings:

In accordance with the relevant provisions of Companies Act, 2013 and the Listing Regulations, the following Policies/ Framework have been adopted by the Board upon recommendation of the Nomination and Remuneration Committee:

1. Remuneration Policy relating to remuneration of Directors, Key Managerial Personnel and other employees.
2. Framework for evaluation of the Board, its Committees and individual Board Members including Independent Directors.
3. Policy on appointment of Board Members. The Remuneration Policy and the evaluation criteria have been disclosed in the Director's Report which forms part of the Annual Report.

CODE OF CONDUCT

Commitment to ethical professional conduct is a must for every employee, including Board Members and Senior Management Personnel of Sindhu Group. The Code is intended to serve as a basis for ethical decision-making in conduct of professional work. The

Code of Conduct enjoins that each individual in the organization must know and respect existing laws, accept and provide appropriate professional views, and be upright in his conduct and observe corporate discipline. The duties of Directors including duties as an Independent Director as laid down in the Companies Act, 2013 also forms part of the Code of Conduct.

The Code of Conduct is available on the website of the Company www.sindhutrade.com. All Board Members and Senior Management personnel affirm compliances with the Code of Conduct annually. The board meets on a regular basis for evaluating the performance and for the formulation and reinforcement of the comprehensive and strategic policies leading to the progressive advancement and expansion in the business areas of the Company.

Commitment to ethical professional conduct is a must for every employee, including Board Members and Senior Management Personnel of Sindhu Group. The Code is intended to serve as a basis for ethical decision-making in conduct of professional work. The Code of Conduct enjoins that each individual in the organization must know and respect existing laws, accept and provide appropriate professional views, and be upright in his conduct and observe corporate discipline. The duties of Directors including duties as an Independent Director as laid down in the Companies Act, 2013 also forms part of the Code of Conduct.

The Code of Conduct is available on the website of the Company www.sindhutrade.com. All Board Members and Senior Management personnel affirm compliances with the Code of Conduct annually. A declaration signed by the Chief Executive Officer (CEO) to this effect is placed at the end of this report

CORPORATE GOVERNANCE REPORT 2019-20

The Summarized details of the board of directors with their attendance in the board meetings are provided as below:

Name	Din No.	Category	Details of Directorship in companies, membership and chairmanship in committees of companies			Number of board meetings attended	Presence in Last AGM i.e. 30.09.2019
			Director	Member	Chairman		
Mr. Rudra Sen Sindhu	00006999	Non-Independent-Non-Executive Director	13	07	03	05	Yes
Mr. Vir Sen Sindhu	00034773	Non Independent-Executive Director	14	04	0	03	Yes
Mr. Vrit Pal Sindhu	00033480	Non Independent-Executive Director	16	01	0	01	Yes
Mr. Satya Pal Sindhu	00218355	Non Independent-Executive Director	18	01	0	05	Yes
Mr. Ram Niwas Hooda	05137074	Independent - Non Executive Director	02	02	02	05	Yes
Mr. Kuldip Singh Sindhu	00062063	Independent - Non Executive Director	05	02	0	05	No
Mr. Samay Ram	00663816	Independent - Non Executive Director	01	0	0	04	No
Mrs. Promila Bhardwaj	06428534	Independent - Non Executive Director	05	0	0	05	No

⇒ Membership and Chairmanship in Committees represent only Audit Committee and shareholders/Investors' Grievance Committee.

Mr. Satya Pal Sindhu acts as the Chairman at the Annual General Meeting held during the period under review.

In compliance with the Securities and Exchange Board of India (Listing Obligations and Disclosure Requirements) Regulations, 2015 ("SEBI (LOADR), Regulations, 2015") and Regulations of other Statutory Authorities, the Committees were constituted by the

Company. Each Committee of the Board is guided by its Charter, which defines the scope, powers and composition of the Committee.

COMMITTEES TO THE BOARD

The committees of the board as on 31st March, 2020 are:

1. Audit Committee.
2. Nomination and Remuneration Committee.
3. Stakeholders Relationship Committee.
4. Corporate Social Responsibility Committee.
5. Risk Management Committee.
6. Finance Committee

The composition of various Committees of the Board of Directors is available on the website of the Company at www.sindhutrade.com and web-link for the same is <http://www.sindhutrade.com/management.html>

The Board is responsible for constituting, assigning, co-opting and fixing the terms of reference of various Committees. Details on the role and composition of these Committees, including the number of meetings held during the Financial Year and the related attendance are provided below.

AUDIT COMMITTEE

The **Audit Committee set up** by the board is as per the provisions of the Regulation 18 of SEBI (LOADR) Regulations, 2015 and as per Section 177 of the Companies Act 2013. The

Audit Committee is developed for the reviewing of the following information:

- i. The recommendation for appointment , remuneration and terms of appointment of auditors of the Company;
- ii. Review and monitor the auditor's independence and performance , and effectiveness of the audit process;
- iii. Examination of the financial statement and the auditor's report thereon;
- iv. Scrutiny of inter- corporate loans and investments ;
- v. Valuation of undertaking or asset of the company, wherever it is necessary;
- vi. Approval of payment to statutory auditors for any other services rendered by the statutory auditors.
- vii. Reviewing, with the management, the annual financial statements before submission to the board for approval, with particular reference to:
 - a) Matters required to be included in the Director's Responsibility Statement to be included in the Board's Report in terms of clause (2AA) of section 217 of the Companies Act, 1956.
 - b) Changes, if any, in accounting policies and practices and reasons for the same.
 - c) Major accounting entries involving estimates based on the exercise of judgment by management.
 - d) Significant adjustments made in the financial statements arising out of audit findings.
 - e) Compliance with listing and other legal requirements relating to financial statements.
 - f) Disclosure of any related party transactions.
 - g) Qualifications in the draft audit report.

- viii. Reviewing, with the management, the quarterly financial statements before submission to the board for approval;
- ix. Reviewing, with the management, the statement of uses / application of funds raised through an issue (public issue, rights issue, preferential issue, etc.), the statement of funds utilized for purposes other than those stated in the offer document/prospectus/notice and the report submitted by the monitoring agency monitoring the utilisation of proceeds of a public or rights issue, and making appropriate recommendations to the Board to take up steps in this matter.
- x. Approval or any subsequent modification of transactions of the Company with related parties;
- xi. Evaluation of internal financial controls and risk management systems;
- xii. Reviewing, with the management, performance of statutory and internal auditors, and adequacy of the internal control systems;
- xiii. Reviewing the adequacy of internal audit function, if any, including the structure of the internal audit department, staffing and seniority of the official heading the department, reporting structure coverage and frequency of internal audit;
- xiv. Discussion with internal auditors any significant findings and follow up there on;
- xv. Reviewing the findings of any internal investigations by the internal auditors into matters where there is suspected fraud or irregularity or a failure of internal control systems of a material nature and reporting the matter to the board;
- xvi. Discussion with statutory auditors before the audit commences, about the nature and scope of audit as well as post-audit discussion to ascertain any area of concern;
- xvii. To look into the reasons for substantial defaults in the payment to the depositors, debenture holders, shareholders (in case of non payment of declared dividends) and creditors;
- xviii. Approval of appointment of CFO (i.e., the whole-time Finance Director or any other person heading the finance function or discharging that function) after assessing the qualifications, experience & background, etc. of the candidate;
- xix. monitoring the end use of funds raised through public offers and related matter;
- xx. Any other function as may be mentioned in the terms of reference of Audit Committee.

The Audit Committee invites such executives, as it considers appropriate (particularly the head of the Finance function), representatives of the statutory auditors and representatives of the internal auditors to be present at its meetings. The Company Secretary acts as the secretary to the Audit Committee.

All Members of the Audit Committee have accounting and financial management expertise. The Chairman of the Committee attended the AGM held on September 29, 2018 to answer the shareholders` queries.

The role of Audit Committee, the powers exercised by it pursuant to the terms of reference, and the information reviewed by it are in accordance with the requirements as specified in the Listing Regulations, Companies Act, 2013 and other applicable laws, if any. Apart from the above, the Audit Committee also exercises the role and powers entrusted upon it by the Board of Directors from time to time.

During the year under review, the Committee discussed, review and executed all the responsibilities in a prudent manner as specified in the Audit Committee`s Charter.

CORPORATE GOVERNANCE REPORT 2019-20

The details of meetings attended by its members are given below:

Name	Category	Designation in Committee	Number of meetings during the year 2019-20	
			Held	Attended
Mr. Ram Niwas Hooda	Independent, Non-Executive	Chairman	5	5
Mr. Kuldip Singh Sindhu	Independent, Non-Executive	Member	5	5
Mr. Satya Pal Sindhu	Non-Independent, Executive	Member	4	4

xxi. Five Audit Committee meetings were held during the year i.e. 29.05.2019, 12.08.2019, 02.09.2019, 12.11.2019, 13.02.2020.

xxii. The necessary quorum was present at the meeting.

Audit Committee Report for the year ended March 31, 2020

To the Board of Directors of Sindhu Trade Links Limited:

The Committee comprises of two Non-Executive Independent Directors and one Executive Non Independent Director. The Management is responsible for the Company's internal financial controls and financial reporting process. The Independent Auditors are responsible for performing an Independent audit of the Company's financial statements in accordance with the IND - AS and for issuing a report thereon. The Committee is responsible for overseeing the processes related to financial reporting and information dissemination.

In this regard, the Committee discussed with the Company's Statutory Auditors the overall scope for their audit. The Committee also discussed the result of examinations made by Internal Auditors, their evaluation of the Company's internal financial controls and the overall quality of financial reporting. The Management also presented to the Committee the Company's financial statements and also represented that the Company's financial statements had been drawn in accordance with the IND - AS.

Based on its review and discussions conducted with the Management and the Independent Auditors, the Audit Committee believes that the Company's financial statements are presented in conformity with IND - AS in all material aspects. The Committee has also reviewed Statement of contingent liabilities, management discussion and analysis, financial statements of subsidiary companies, investments made by subsidiary companies, Directors' responsibility statement, financial results and audit/ limited review report thereon, financial statements and draft Auditors' report, approval (including modification, if any) and review of Related Party Transactions and scrutinized inter corporate loans of the Company. The Risk assessment and minimization procedures were also reviewed. During the year, the Committee also approved amendments in the Policy on Related Party Transactions, evaluated the Internal Financial Control & Risk Management System of the Company. No Complaints were received under Whistle-Blower Policy/ Vigil Mechanism monitored by the Committee. The Committee affirms that in compliance with the Whistle-Blower Policy/ Vigil Mechanism no personnel had been denied access to the Audit Committee. The Committee has appointed M/s Anand Singh & Associates, Chartered Accountants, New Delhi as Internal Auditors of the Company for the period from 01st April, 2019 to 31st March, 2020 and discussed and approved their audit plan. The Committee is also recommended to the Board the re-appointment of M/s Divyank Khullar & Associates, Chartered Accountants, as

CORPORATE GOVERNANCE REPORT 2019-20

Statutory Auditors of the Company, to carry out audit of the accounts of the Company for the Financial Year 2019-20.

In conclusion, the Committee is sufficiently satisfied that it has complied with the responsibilities as outlined in the Audit Committee's responsibility statement.

SD/-

Ram Niwas Hooda
Chairman
Audit Committee

Place: New Delhi
Date: Dec 04, 2020

NOMINATION & REMUNERATION COMMITTEE

The Nomination and Remuneration Committee ("NRC") was incorporated as per the Regulation 19 of the SEBI (LOADR) Regulations, 2015 and as per the applicable provisions of the Companies Act, 2013. It was embodied with the 3 Non- Executive

Directors having an Independent Chairman. The Committee is focused on the remuneration package of all the Executive Directors inclusive of salary and other perquisites, employment agreements, compensation or arrangements. The functions are:

- i. Formulation of the criteria for determining qualifications, positive attributes and independence of a Director and recommend to the board a policy, relating to the remuneration of the Directors, Key Managerial Personnel and other employees;
- ii. Evaluation of the Director's performance and the appointment and removal of the Directors and senior management as per the criteria laid down;
- iii. To recommend/ review the remuneration of the Managing Director/ Whole-Time Director based on their performance and defined assessment criteria;
- iv. To perform such other functions as may be considered appropriate.

The composition of the NRC and the details of meetings attended by its members are given below:

Name	Category	Designation in Committee	Number of meetings during the year 2018-19	
			Held	Attended
Mr. Kuldip Singh Sindhu	Independent, Non-Executive	Chairman	02	02
Mr. Ram Niwas Hooda	Independent, Non-Executive	Member	02	02
Mr. Samay Ram*	Independent, Non-Executive	Member	01	01
Mr. Vrit Pal Sindhu	Non Executive Director	Member	01	01

*Mr. Samay Ram Resigned on 12th January, 2020

Two meeting of the NRC were held during the year on 02.09.2019 & 13.02.2020. The necessary quorum was present at the meeting.

- v. The Company does not have any Employee Stock Option Scheme.

Board Evaluation

Pursuant to the provisions of the Companies Act ,2013 and SEBI (LOADR), Regulations, 2015, the Board has carried out an annual evaluation of its own performance, performance of the Directors individually as well as the evaluation of the working of its Committees.

The following process was adopted for Board Evaluation:

Each Director completed the self- evaluation form. The feedback was sought from the director regarding their perspective about the performance of the board in fulfilling its responsibilities for the growth of the company, the provisions relating to the structure and composition of the board, establishment and responsibilities of the committees, effectiveness of Board and committee processes, quality of relationship between the Board and the Management and efficacy of communication with external stakeholders. Feedback was also taken from every director on his assessment of the performance of each of the other Directors.

The NRC after receiving the feedback from the directors then discussed it with the Chairman of the board and make representation to the independent directors.

The Board Chairman completed the self- evaluation form and the same was reviewed and discussed in the meeting of the independent directors.

The Board Chairman reviewed the evaluation of the independent directors based on the self - evaluation form received by them. It was also presented to the Board for their consideration and evaluation.

Every statutorily mandated committee of the Board conducted a self-assessment of its performance and these assessments were presented to the Board for consideration. Areas on which the Committees of the Board were assessed included degree of fulfilment of key responsibilities, adequacy of Committee composition and effectiveness of meetings.

Feedback was provided to the Directors, as appropriate. Significant highlights, learning and action points arising out of the evaluation were presented to the Board.

CRITERIA FOR SELECTION OF DIRECTORS AND THEIR REMUNERATION:

In terms of the provisions of Section 178(3) of the Act and prescribed regulations of SEBI (LOADR) Regulations, 2015 the NRC is responsible for formulating the criteria for determining qualification, positive attributes and independence of a Director. The NRC is also responsible for recommending to the Board the guidelines relating to the remuneration of the Directors, Key Managerial Personnel and other employees.

a) Selection criteria of Directors

The Company shall consider the following aspects while appointing a person as a Director on the Board of the Company:

Skill and Competence: the board should have a combination of educational qualifications, appropriate skills and experience in one or more fields of finance, law, management, sales,

marketing, administration, public administrative services, research, corporate governance, technical operations or any other discipline related to the Company's business.

Age Limit: They should have completed the age of twenty-one (21) years and should not have attained the age of seventy (70) years.

Conflict of Interest: They should not hold Directorship which would create conflict of interest with the Company.

Directorship: The number of companies in which the candidate holds Directorship should not exceed the number prescribed under the Act or under the SEBI (LOADR) Regulations, 2015.

Independence: The candidate proposed to be appointed as an Independent Director, should not have any direct or indirect material pecuniary relationship with the Company and must satisfy the requirements imposed under the Act or under the SEBI (LOADR) Regulations, 2015.

The additional consideration will be given to the following factors:

- i. The approvals of the Board and/or shareholders of the Company in accordance with the Act ; and
- ii. The directors should have sufficient time to deal with the affairs of the company.
- iii. The directors should not be involved in any unethical behaviour in their private or professional lives.
- iv. The directors should have an arm's length relationship amongst them, employees and also with the employees, shareholders and directors of the subsidiaries , associates, joint ventures for whom the relationship with these entities are material.

b) Selection Criteria for Senior Management

The Senior Management for the purpose of this policy shall mean employees hired at the level of Divisional Heads and Corporate Functional Heads or equivalent positions. The key principles will be the same as defined in the selection criteria of the Directors and as may be applicable.

The NRC guidelines should also provide that the candidate should have appropriate qualifications, skills and experience for discharging the role. The qualifications, skills and experience of each such position shall be defined in the job description.

Remuneration for Directors, KMP and other Employees

The criteria for determining the remuneration of Directors, KMP and other employees shall be based on the following set standards by the Company:

- a) The directors may be paid sitting fees for attending the Board Meeting or any Committee Meeting.
- b) The basis for the payment of the sitting fees will be as per the provisions of the law and also as approved by the board or NRC.
- c) The quantum of sitting fees may be reviewed by the board periodically, if required.
- d) The remuneration will be composition of the sustainable growth of the Directors and employees and sufficient to attract, retain and motivate the Directors and employees of the Company and encourage behaviour that is aligned to value creation.

- e) Basic salary alongwith the performance based incentives are provided to all the employees in line with their skill and experience.
- f) In addition to the basic/fixed salary and/or benefit, perquisites and allowances, if any, the Managing Director/ Executive Directors remuneration will be calculated as per the net profits of the company in a financial year as may be determined by the board, subject to the overall limits specified in section 197 read with schedule V of The Companies Act, 2013. The amount payable to MD/ED would be based on the performance evaluated by the board or by NRC and approved by the board.
- g) Remuneration paid, if any, will be based on the industry benchmarks and the same shall be decided by the board.

The NRC is responsible for the recommendation of the remuneration policy to the board. The board is responsible for approving and overseeing implementation of the remuneration policy.

Mr. Satya Pal Sindhu, Managing Director of the Company is being paid remuneration as per the above standards set out by the NRC during the year 2018-19:

(In lacs)					
Name of Director	Designation	Salary	Perquisites and allowances	and	Total
Mr. Satya Pal Sindhu	Managing Director	120	-		120

Nomination and Remuneration Committee Report for the year ended March 31, 2020

To the Board of Directors of Sindhu Trade Links Limited, The Nomination and Remuneration Committee comprises of three Independent Non-Executive Directors. The main responsibility of the Committee is to incentivize and reward Executive performance that will lead to long-term enhancement of shareholder performance.

Further the Committee is also responsible for formulating policies as to remuneration, performance evaluation, Board diversity, etc. in line with Companies Act, 2013 and SEBI Listing Regulations.

The Committee conducted the performance evaluation of Directors for the Financial Year 2019-20. The Committee was also provided information on compensation policies for employees and the information to decide on grant of options to various employees.

Sd/-
Kuldip Singh Sindhu
Chairman
Nomination and Remuneration Committee

Place: New Delhi
Date: Dec 04, 2020

STAKEHOLDER RELATIONSHIP COMMITTEE

As per the Regulation 20 of the SEBI (LOADR) Regulations, 2015 and as per the provisions of the Companies Act, 2013 the company has constituted the "Stakeholders Relationship

Committee". The Committee looks into the matters of complaints by the investors and shareholders relating to the non-receipt of dividend warrants, annual reports, share transfers

CORPORATE GOVERNANCE REPORT 2019-20

/ transmission in time, issue of duplicate share certificate, change of address etc. and the redressal of these complaints. The Committee comprises of the following members:

The Stakeholders Relationship Committee met one times during the year as following dates:

Name	Category	Designation in Committee	Number of meetings during the year 2019-20	
			Held	Attended
Mr. Ram Niwas Hooda	Independent, Non-Executive	Member/Chairman	1	1
Mr. Vrit pal Sindhu	Non-Independent, Executive	Member	1	1
Mr. Kuldip Singh Sindhu	Independent, Non-Executive	Member	1	1

One meeting of the Stakeholder Relationship Committee was held during the year on 13.02.2020. The necessary quorum was present at the meetings.

Ms. Suchi Gupta, Company Secretary acts as a Compliance officer for the meeting.

The Company has its Registrar and Share Transfer Agent to address all the complaints and queries relating to the investor grievances. There were no complaints received from the stakeholders during the year.

Details of status of queries/ complaint and share transfer during the year:

Sl. No.	Particulars	Status/ No.
1	Number of queries/ complaints received from shareholders/ investors from 1 st April, 2018 to 31 st March, 2019 regarding non-receipt of dividend/ interest warrant, non-receipt of shares sent for transfer etc.	NIL
2	Complaints letters from Statutory Bodies: SEBI STOCK EXCHANGES NSDL/ CDSL	NIL
3	Number of queries / complaint not attended	N.A.
4	Number of request of share transfer/ transmission received during the year	NIL
5	Number of share transfer cases done during the year	NIL
6	Number of share transfer pending during the year	NIL

CSR COMMITTEE

As per the provisions of the Companies Act, 2013, the Company has constituted the "Corporate Social Responsibility Committee".

The role of Corporate Social Responsibility Committee is as follows:

- formulating and recommending to the Board Corporate Social Responsibility Policy and the activities to be undertaken by the Company;

CORPORATE GOVERNANCE REPORT 2019-20

- ii. recommending the amount of expenditure to be incurred on the activities undertaken;
- iii. reviewing the performance of the Company in the area of Corporate Social Responsibility;
- iv. providing external and independent oversight and guidance on the environmental and social impact of how the Company conducts its business;
- v. Monitoring Corporate Social Responsibility Policy of the Company from time to time.

The composition of the Committee:

Name	Category	Designation in Committee	Number of meetings during the year 2019-20	
			Held	Attended
Mr. Vritpal Sindhu	Non-Independent, Executive	Chairman	1	1
Mr. Ram Niwas Hooda	Independent, Non-Executive	Member	1	1
Mr. Samay Ram*	Independent, Non-Executive	Member	1	1

* Mr. Samay Ram Resigned on 12th January, 2020

One meeting of the Corporate Social Responsibility Committee was held during the year on 13.02.2020 necessary quorum was present at the meeting.

RISK MANAGEMENT COMMITTEE

As per the Regulation 21 of the SEBI (LOADR) Regulation, 2015, the Company has constituted a Risk Management Committee.

The composition, procedures, powers and role/functions of the Risk Management Committee constituted by the Company is to comply with the requirements of Regulation 21 of the SEBI (LOADR) Regulation, 2015. The Risk Management Committee may comprise of a mix of senior executives of the Company and the Directors, but shall have a majority of Directors as its members. Further, the chairman of the Risk Management Committee shall be a member of the board of directors.

The composition of the Committee:

Name	Category	Designation in Committee
Mr. Vrit Pal Sindhu	Non- Independent- Executive	Chairman
Mr. Kuldip Singh Sindhu	Independent -Non Executive	Member
Mr. Ram Niwas Hooda	Independent -Non Executive	Member

Ms. Suchi Gupta, Company Secretary acts as a Compliance officer for the meeting.

FINANCE COMMITTEE

As per the provisions of Section 179 of the Companies Act, 2013, the Company has constituted the "Finance Committee"

The role of Finance Committee is as follows:

- To borrow funds from Banks, Institutions, Companies, Corporations, societies, firms, person or persons on behalf of and for the Company.
- To enter into, carry out, rescind or vary all or any financial arrangement with Banks, Institutions, companies, corporations, societies, firms, person or persons on behalf of and for the Company
- To invest Company's funds in the securities of other bodies corporate including the Company's subsidiaries subject to the maximum amount calculated as per the limits prescribed in Section 186 of the Companies Act, 2013
- To make loans, give guarantees and provide securities to, or in relation to loans availed by, other bodies corporate including the Company's subsidiaries, subject to the maximum amount calculated as per the limits prescribed in Section 186 of the Companies Act, 2013.

Name	Category	Designation in Committee	Number of meetings during the year 2019-20	
			Held	Attended
Mr. Rudra Sen Sindhu	Non-Independent, Non-Executive	Chairman	05	05
Mr. Vir Sen Sindhu	Non-Independent, Executive	Member	05	05
Mr. Satya Pal Sindhu	Non-Independent, Executive	Member	05	05

Five (05) meetings of the Finance Committee were held during the year on 11.06.2019, 25.06.2019, 25.09.2019, 26.09.2019, 08.11.2019 necessary quorum was present at the meeting

SUBSIDIARY COMPANY

Regulation 16(C) of Chapter IV of SEBI (LOADR) Regulation, 2015 defines a 'Material Non-Listed Indian Subsidiary' shall mean a subsidiary, whose income or net worth exceeds twenty percent of the

consolidated income or net worth respectively, of the listed entity and its subsidiaries in the immediately preceding accounting year.

The details of the said policy is uploaded on the website of the Company i.e. www.sindhutrade.com

CORPORATE GOVERNANCE REPORT 2019-20

Particulars of last three Annual General Meetings of the company:

Year	Date	Time	Location
2019	30 th September, 2019	10.15 A.M.	Farm House of M/s Kapil Construction Private Limited, Kishangarh - Mehrauli Road, Near Maa Anandmai Ashram, New Delhi - 110057
2018	29 th September, 2019	10.15.A.M.	Farm House of M/s Kapil Construction Private Limited, Kishangarh - Mehrauli Road, Near Maa Anandmai Ashram, New Delhi - 110057
2017	28 th September, 2017	10.30.A.M.	Farm House of M/s Kapil Construction Private Limited, Kishangarh - Mehrauli Road, Near Maa Anandmai Ashram, New Delhi - 110057

The following table summarises the details of special resolution passed or not during the last three years:

SL. No.	Particulars	Status
1.	Whether any special resolutions were passed at the last three AGM	Yes
2.	Whether any special resolution passed last year through postal ballot- details of voting pattern	Yes There was one postal ballot during the financial year 2017-18, the details of which are provided below.*
5.	Special resolution is proposed to be conducted through postal ballot	The company doesn't foresee any requirement of postal ballot in near future.
*Details of Postal ballots		
An extra ordinary general meeting was held on 29.06.2018 to transact the following business: Power to make Inter- Corporate loan (s)/ provide Security (ies) or give guarantee(s) upto Rs. 2500 Crores		

MEANS OF COMMUNICATION WITH THE INVESTOR / SHAREHOLDERS

a)	Half Yearly report sent to each household of shareholders	No, the results were published by the Company in National and regional newspapers in English and Hindi.
b)	Quarterly results	published in the following newspapers: The Financial Express -English, and Dainik Haribhoomi - Vernacular language (Hindi)
c)	Whether Management Discussion and Analysis Report a part of Annual Report	Yes

CORPORATE GOVERNANCE REPORT 2019-20

WEBSITE OF THE COMPANY

There is continuous dissemination of all the important changes underwent in the Company through timely disposal of resolutions and documentary evidences to the stock exchanges in the past. The website of the Company is www.sindhutrade.com.

Financial Calendar (tentative)

FINANCIAL YEAR 2020-21		
1	First Quarter results	Within 45 days from the close of each quarter
2	Second Quarter results	Within 45 days from the close of each quarter
3	Third Quarter results	Within 45 days from the close of each quarter
4	Fourth Quarter results	Within 60 days from the close of each quarter

ANNUAL GENERAL MEETING

- Date 31st day of December, 2020
- Time 11:00 A.M.
- Venue Deemed Venue - Registered Office of the Company

BOOK CLOSURE

Friday, 25th December, 2020 to Thursday, 31st December, 2020, (both days inclusive).
The company is listed on the below mentioned Stock Exchanges:

LISTING DETAILS

Name of Stock Exchange	Bombay Stock Exchange Limited Security Id: SINDHUTRAD Security Code: 532029
Address of Stock Exchange	Floor 25, Phiroze Zee Bhoy Towers, Dalal Street, Mumbai-400001
Listed Capital	As on date, the paid-up share capital of the Company is Rs, 51,39,76,260 divided into 5,13,97,626 equity shares (voting rights) of Rs. 10/- each.

The shares of the Company listed on the Stock exchange w.e.f. 26th September, 1996.

The Company has paid the Listing fees for the year 2019-20 of all the stock exchanges in which it is listed.

CORPORATE GOVERNANCE REPORT 2019-20

Market Price data (Highs and Lows) during the financial year: During the year under report, trading in the securities was commenced in Bombay Stock Exchange Limited in which Company is listed.

Share Transfer system

The Company's Shares are traded on BSE Limited compulsorily in the dematerialized form. However, all requests received for transfer of shares for off market transaction in physical form furnishing with a copy of PAN card of the transferee(s) in compliance with the SEBI circular in that behalf are processed by the Registrar and Transfer Agents and are approved by Stakeholders Relationship Committee. The Company registers the transfers in the name of transferee within a period of 30 days from date of receipt of such request for transfer of shares, if documents are complete in all respect and the Company proceeds all requests for transmission of shares held in dematerialized mode and physical mode within seven days and twenty one days respectively, after receipt of the specified documents.

Request for share transfer / transmission is attended in-house at its Corporate Office as well as at its RTA office at:

Corporate office of the Company:

16A, 3rd Floor, Najafgarh Road,
Moti Nagar, New Delhi.
Tel. No. 011-47634400
Fax.No. 011-47634423

RTA's Office:

Indus Portfolio Private Limited
G-65, Bali Nagar, New Delhi.
Tel No: 011- 47671200, 47671214
Fax No: 011-47671222, 47671233

Outstanding GDR/Warrants/Convertible Instruments

The Company has no outstanding GDR/Warrants/Convertible Instruments.

DISTRIBUTION OF SHAREHOLDING AS ON 31ST MARCH 2019

No. of Shares (in `)	Share holders	% to Total Shareholders	Shares Held	% to total share capital
Upto 500	421	66.83	95885	0.19
501-1000	72	11.42	53566	0.10
1001-5000	33	5.24	70189	0.14
5001-10000	10	1.59	74500	0.14
10001-20000	19	3.02	266200	0.52
20001-30000	13	2.06	330860	0.64
30001-40000	2	0.32	77200	0.15
40001-50000	1	0.16	45300	0.09
50001-100000	4	0.63	281700	0.55
Above 100000	55	8.73	50102226	97.48
TOTAL	630	100.00	51397626	100.00

CORPORATE GOVERNANCE REPORT 2019-20

SHAREHOLDING DETAILS AS ON 31ST MARCH 2020

Category	No of shares held	Percentage of Shareholding
Promoters	38532196	74.97
Institutional Investors	NIL	
Mutual Funds and UTI	NIL	
Banks, Financial institutions, Insurance Companies (Central/State Govt. Institutions/ Non-Govt. Institutions)	NIL	
FII's	NIL	
Private Corporate Bodies	5860960	11.41
Indian Public	7004470	13.62
NRI's	NIL	
Clearing House	NIL	
Clearing Member	NIL	
TOTAL	51397626	100

TOP TEN SHAREHOLDERS AS ON 31ST MARCH, 2020

Sr. no.	Folio no.	Name	Shares	%
1.	004047	Manak Vanijaya Pvt Ltd.	1804900	3.51
2.	004048	Meghdoot Vanijya Private Limited	1776360	3.46
3.	004049	Fine Grow Buildcon Private Limited	1154700	2.25
4.	004050	Good Worth Infracon Private Limited	1125000	2.19
5.	004084	Vaishali	250000	0.49
6.	004009	Angoori Devi	238900	0.46
7.	004044	Sanjay Singh	234260	0.46
8.	004051	Manju Dhaka	228280	0.44
9.	004052	Shiksha Dhaka	225310	0.44
10.	004038	Preeti Malik	225100	0.44
		TOTAL	7262810	

DISCLOSURES

The Company has made all the mandatory and non- mandatory disclosures at large for the vibrant corporate sector growth, as well as inclusive growth of the economy:

i. Disclosure of Significant Related Party Transactions

Except as disclosed in the Annual Report of the Company for the year ending on 31.03.2020, the company has not entered into materially significant related party transactions that may have potential conflict with the interests of Company at large.

ii. *Details of non-compliance*

There has not been any major non-compliance by the Company, or the imposition of the penalties on the Company by the Stock Exchanges, or the Securities and Exchange Board of India or any other statutory body/ authority, on any matter related to capital markets during the last three years except the following:

- a) As per the BSE Notice dated June 16, 2017, due to late submission of Clause 41 of the Listing Agreement, the company has paid the penalty of Rs. 11500/-.
- b) As per the BSE Notice dated June 15, 2018, due to late submission of Clause 41 of the Listing Agreement, the Company has paid the penalty of Rs. 7,00,897/-

iii. *Whistle Blower Policy:*

To ensure the innocuous and congenial working environment, Company has adopted the Whistle Blower Policy. During the year, no case of fraud, unethical behaviour and violation of Company's Code of Conduct was reported.

iv. *Code of Conduct:*

The Code reflects the Company's commitment to principles of integrity, transparency and fairness. The Code is applicable to all the board members and senior management of the Company. It truly represents the Company's values and its perseverance for the attainment of the preminent objectives with Standard Code of Conduct. The code of conduct can be accessed at the website of the company i.e. www.sindhutrade.com.

v. *Audit Qualifications:*

There are no qualifications in the financial statements of the Company for the year 2019-20.

vi. *Applicability of Accounting Standards:*

The Company has complied with all applicable Accounting Standards in preparation of its financial statements pursuant to the amended Schedule III of Companies Act, 2013.

DEMAT INITIATIVE

Securities and Exchange Board of India vide its circular no. CIR/CFD/CMD/13/2015 dated November 30, 2015 promoted the dematerialization of shares, encourage orderly development of the securities market and to improve transparency in the dealings of shares by promoters including pledge / usage as collateral, SEBI in consultation with Stock Exchanges, has decided that the securities of companies shall be traded in the normal segment of the exchange if and only if, the company has achieved 100% of promoter's and promoter group's shareholding and at least 50% of non-promoter holding shall be held in dematerialized form as reported to the stock exchanges.

The Company urges to all the shareholders holding shares in physical mode to dematerialize their holdings. The shareholders desirous of getting the shares dematerialised should approach a depository participant (DP) (for example, Indus Portfolio Private Limited) and get a depository account opened. The share certificates should be deposited with the same Depository Participant who shall approach the Company and get the shares dematerialised so that better smoothness and uniformity with the statutory regulations can be attained.

CORPORATE GOVERNANCE REPORT 2019-20

ADDRESSES COMMUNICATION

FOR

In case of any Annual Report and shares related query:

Registered Office	Corporate office	Registrar and Transfer Agents
129, Transport Centre, Punjabi Bagh, Rohtak Road, New Delhi-110035. Tel No.- 011-28315036 Fax No.- 011-28315044 Email Id- corporatecompliance@sindhutrade.com	16A, 3 rd Floor, Najafgarh Road, Moti Nagar, New Delhi-110015 Tel No.- 011-47634400 Fax No.- 011-47634423 Email Id- corporatecompliance@sindhutrade.com Business Hours: 9:30 a.m. to 06:00 p.m. (except 2 nd Saturday)	G-65, Bali Nagar, New Delhi-110 015 Tel. No.- 011-47671200 Fax no.- 011- 25449863 Email id- d.kataria@indusinvest.com Business Hours: 09:00 a.m. to 05:00 p.m.

For and on behalf of Board of Directors
Sindhu Trade Links Limited

(Satya Pal Sindhu)
Managing Director
Din no.-00218355

(Rudra Sen Sindhu)
Director
Din no.-00006999

Economic Developments and Industry View

The unprecedented onset of Covid-19 pandemic has heavily impacted the global economy. The pandemic is raging high across the world with rising human casualties. Protecting lives and allowing health care systems to cope have required isolation, lockdowns, and widespread closures to slow the spread of the virus. The health crisis is therefore having a severe impact on economic activity. As a result of the pandemic, the global economy is projected to contract sharply by 4.9% in 2020, much worse than during the 2008–09 financial crisis.

In the pre-COVID scenario, the Indian Economy continued the mid-single digit growth path. GDP growth has been slowing down during this period primarily due to declining rural wages, high unemployment levels, liquidity crunch in the system and slowdown in demand.

First few cases of Covid-19 infection emerged in India in February 2020. Travel restrictions and testing norms were put in place from 1st week of March and these intensified further in the following week leading to a complete lockdown of entire country on 24th March 2020. This led to severe supply bottlenecks as transportation system came to a halt.

Large sections of migrant labour moved back to their villages and movement of goods came to a standstill. Demand also came under pressure as consumers stocked up essential goods but cut down on purchases of non-essential products.

Most companies shut down their operations in the first 21 days of the lockdown. By May 2020, the restrictions on movement of goods were eased and supply chains became operational, particularly outside the containment zones. While companies have started operations of their manufacturing facilities, a large part of the economy especially the hospitality sector, malls and recreation places, travel and tourism, small and medium industry, continue to be impacted even though there has been easing of lockdown in these sectors as well.

Outlook on Opportunities

The COVID-19 pandemic is likely to have a major negative impact across the world. It has led to quarantines, regional lockdowns and social distancing – which are essential to contain the virus – with particularly acute effects on sectors that rely on social interactions such as travel, hospitality, entertainment, and tourism. Workplace closures are disrupting supply chains and reducing productivity. Layoffs, lower incomes, fear of contagion, and heightened uncertainty make people spend less, leading to consumption squeeze and triggering further business closures and job losses. Health care expenditure, support to vulnerable sections of society and reduced tax revenue is likely to put severe pressure on fiscal balances of the government.

We are passing through a global crisis of COVID-19, which has had a phenomenal impact on both humanity and the economy. Most of the governments are in a dilemma of “Lives Vs Livelihood”. Efforts are on at a war-footing level to develop a vaccine for COVID-19, but any launch of the vaccine will take a minimum of three to four more months. Till then, we will have to live with certain restrictions and follow strict measures of social distancing. These restrictions will, however, not bring the economy back on the normal track.

Economic activities have a direct correlation with logistics; any negative trend in the economy will result more negatively on the logistics sector. In FY 2020, growth of the logistics sector has witnessed tapered growth compared to the previous few years. The crisis of the pandemic

MANAGEMENT DISCUSSION AND ANALYSIS REPORT

is going to make the situation more critical in FY 2021. With respect to immediate term impact on logistics, it will be very severe and may force closure of small logistics companies, while in the long term this crisis may turn in opportunity for the Indian logistics sector. As per our estimates, the logistics sector is estimated to shrink by 12-13% in this financial year.

Long term view on logistics is, however, quite optimistic. Current pandemic will lead to a shift in global manufacturing locations. China may be the biggest loser in the race and the most likely gainer could be India, Indonesia, Malaysia, Philippines and Vietnam. India developing as one of the major manufacturing destinations will be a terrific boost for the logistics sector. Also in the long run, other drivers of logistics linked to domestic consumption will be back to the normal pace of growth.

Outlook for Threats, risks and concern

We operate in a very competitive industry, with many unorganized players. Many segments within the logistics industry are highly commoditized and have low barriers to entry, leading to a market with a very high degree of fragmentation. In the recent past, startups and international logistics companies have entered the India market. Competition from these segments is likely to increase. We will need to stay ahead of our competition through consistent investments in modern technology and focus on service quality and value-added services.

The cyclical fluctuations due to economic recession, downturn in business cycle, interest rate fluctuations and other economic factors beyond control has posed a serious threat on the Company policies in finance sector. Newer regulatory updates pose a constant challenge for smooth operations of the Company. Higher cost of funds might lead to reduced bottom-line for the Company. Like in most other industries, opportunity brings itself competition. The different levels of competition in each segment have led to the price cutting as well.

The Indian logistics industry is fragmented and under developed. Logistics costs are relatively high due to poor physical and communication infrastructure; high dwell time at ports; low levels of containerization; and a multi-layered tax system contributing to significant delays at border crossing points.

Human Resources/Industrial Relations

The Company has continuously strive to attract and retain the best talent from the local markets; clearly define their roles and responsibilities; include them into robust performance management systems; create an inspiring and rewarding work environment; engage them into an inclusive work place; impart training and create development opportunities for increasing employee knowledge and efficiency to make them future ready; and create career opportunities within.

The Company is committed in ensuring that the work environment at all its locations is conducive to fair, safe and harmonious relations between employees. It strongly believes in maintaining the dignity of all its employees, irrespective of their gender or seniority. Discrimination and harassment of any type are strictly prohibited. The Company ensures that no employee is disadvantaged by way of gender discrimination.

Segment Wise or product wise performance

MANAGEMENT DISCUSSION AND ANALYSIS REPORT

Due to the timely execution of the services and efficiency in implementation of policies of the Company, there has been the growth in all the sectors of the company i.e. trading in lubricants, transportation and finance and investment activities from last year's performance. With superior methodologies and improved process and systems, the Company is well positioned to lead a high growth path. The details can be extracted from the notes to accounts.

Cautionary statement

Certain statements in the Management Discussion and Analysis describing the Company's objectives, predictions may be "forward-looking statements" within the meaning of applicable laws and regulations. Actual results may vary significantly from the forward looking statements contained in this document due to various risks and uncertainties. These risks and uncertainties include the effect of economic and political conditions in India, volatility in interest rates, new regulations and Government policies that may impact the Company's business as well as its ability to implement the strategy. The Company does not undertake to update these statements.

(Satya Pal Sindhu)
Managing Director
Din no.-00218355

(Rudra Sen Sindhu)
Director
Din no.-00006999

MANAGEMENT DISCUSSION AND ANALYSIS REPORT

DECLARATION OF COMPLIANCE WITH CODE OF CONDUCT:

This is to certify that all the Members of the Board of Directors and Senior Management (i.e. one level below the Executive Directors) of the Company, have confirmed compliance with the Company's Code of Conduct during year 1st April, 2019 to 31st March, 2020:-

The Company's Code requires every member of the Board and Senior Management to:

- Fulfill the functions of their office with integrity as well as professionalism and exercise the powers attached thereto, with due care and diligence.
- Act in the best interests of, and fulfill their fiduciary obligations to the Company's shareholders, whilst also considering the interests of other stakeholders.
- Take informed business decisions based on independent judgment and in the best interests of the Company, not influenced by personal interest or gain.
- Respect the confidentiality of information and use utmost discretion whilst deciding its disclosure or dissemination, ensuring that no personal advantage or detriment to the Company results from the same.
- Make available to, and share information with fellow Directors / Executives when considered expedient in the best interests of the Company.
- Protect and use the Company's assets for legitimate business purposes and be alert to situations that could lead to loss or misuse of these assets.
- Minimize any situation or action that can create conflict of interests of the Company vis-à-vis personal interest or interests of associated persons, and make adequate disclosures, where necessary.
- Act in a manner that will protect the Company's reputation.
- Encourage reporting of behavior, which is contrary to the Company's Values', and ensure that the person reporting such violation is not aggrieved in any manner.
- Comply, in letter and spirit, with all applicable laws, rules and regulations, and also honor the philosophy of 'Good Faith', guided by one's sense of right and wrong.
- Abide by the relevant terms of the Insider Trading Code formulated by the Company, and any other Code that may be formulated from time to time, as applicable.
- Adhere to the terms of the powers delegated by the Board.
- Whilst entering into contracts with Service Providers and Consultants, protect the arrangement for disclosure or dissemination of confidential information.
- Establish processes and systems for storage, retrieval and dissemination of documents, both in physical and electronic form, so that the obligations of this Code of Conduct are fulfilled.
- Raise concerns, if any, on the above issues, at a Board Meeting.

*For and on behalf of Board of Directors
Sindhu Trade Links Limited*

(Satya Pal Sindhu)
Managing Director
Din no.-00218355

(Rudra Sen Sindhu)
Director
Din no.-00006999

MANAGEMENT DISCUSSION AND ANALYSIS REPORT

CEO/ CFO Certification

**To
The Board of Directors
Sindhu Trade Links Limited**

I, the undersigned, in my respective capacity as Chief Financial Officer of Sindhu Trade Links Limited ("the Company"), to the best of my knowledge and belief certify that:

- I have reviewed financial statements and the cash flow statement for the year and that to the best of my knowledge and belief:
 - these statements do not contain any materially untrue statement or omit any material fact or contain statements that might be misleading;
 - these statements together present a true and fair view of the Company's affairs and are in compliance with existing accounting standards, applicable laws and regulations.
- There are, to the best of my knowledge and belief, no transactions entered into by the Company during the year which are fraudulent, illegal or violative of the Company's Code of Conduct.
- I accept responsibility for establishing and maintaining internal controls for financial reporting and that I have evaluated the effectiveness of internal control systems of the Company pertaining to financial reporting and I have disclosed to the Auditors and the Audit Committee, deficiencies in the design or operation of such internal controls, if any, of which I was aware and the steps I have taken or propose to take to rectify these deficiencies.
- I have indicated to the Auditors and the Audit committee-
 - significant changes in internal control over financial reporting during the year;
 - Significant changes in accounting policies during the year and that the same have been disclosed in the notes to the financial statements; and
 - Instances of significant fraud of which I have become aware and the involvement therein, if any, of the management or an employee having a significant role in the Company's internal control system over financial reporting.

**Place: New Delhi
Date: 04.12.2020**

**Vikas Singh Hooda
(CFO)**

MANAGEMENT DISCUSSION AND ANALYSIS REPORT

AUDITORS' CERTIFICATE ON CORPORATE GOVERNANCE

To
The Members
Sindhu Trade Links Limited,
129, Transport Centre, Rohtak Road,
Punjabi Bagh, New Delhi -110035.

We have examined the compliance conditions of Corporate Governance by **Sindhu Trade Links Limited**, for the year ended 31st March, 2020 as stipulated in SEBI (LODR) Regulations, 2015.

The compliance of conditions of Corporate Governance is the responsibility of the Management. Our examination was limited to procedures and implementation thereof, adopted by the Company for ensuring the compliance of the conditions of Corporate Governance. It is neither an audit nor an expression of opinion on the Financial Statements of the Company.

In our opinion and to the best of our information and according to the explanations given to us, we certify that the Company has complied in all material respects with the conditions of Corporate Governance as stipulated in the Listing Agreement entered into by the said Company with the Stock Exchanges.

We certify that no investor grievances are pending for a period exceeding one month against the Company as per the records maintained by the Stakeholders Relationship Committee.

We further certify that such compliance is neither an assurance as to the future viability of the Company nor the efficiency or effectiveness with which the management has conducted the affairs of the Company.

For Divyank Khullar & Associates
Chartered Accountants
Registration No.: 025755N

(Divyank Khullar)
Proprietor
M. No. 528399

Place: New Delhi
Date: 04.12.2020

FORM NO. MGT-12

Polling Paper

[Pursuant to section 109(5) of the Companies Act, 2013 and rule 21(1)(c) of the Companies (Management and Administration) Rules, 2014]

Name of the Company: **M/s Sindhu Trade Links Limited**

Registered office: **129, Transport Centre, Rohtak Road, Punjabi Bagh, New Delhi -110035**

BALLOT PAPER

S. No	Particulars	Details
1	Name of the first named shareholder (in block letters)	
2	Postal Address	
3	Registered folio no./*Client ID no. (Applicable to investors holding shares in dematerialized form)	
4	Class of shares	

I hereby exercise my vote in respect of ordinary/special resolution enumerated below by recording my assent / dissent to the said resolution in the following manner:

No.	Item No.	No. of shares held by me	I assent to the resolution	I dissent from the resolution
1.	Adoption of the Audited Balance Sheet as at March 31, 2020 (Standalone and Consolidated), Statement of Profit and Loss, Cash Flow Statement for the period ended on that date and the Auditor's Report thereon and the Directors' Report thereto.			
2.	Approval for appointment a Director in place of Mr. Rudra Sen Sindhu, who retires by rotation and, being eligible, offers himself for re-appointment.			
3.	Regularization of Additional Director Mrs. Usha Sindhu			
4.	Regularization of Additional Director Mr. Ramesh Shah			
5.	Approval Of Related Party Transactions With Sainik Mining And Allied Services Limited Amounting To Rs. 300 Crores (Approx.) For The Financial Year 2020-21.			



129, Transport Centre, Rohtak Road, Punjabi Bagh, New Delhi-110035
Corporate Office: A-16, Najafgarh Road, Moti Nagar, New Delhi - 110016

+91-11-47634400, Fax: +91-11-47634423

www.sindhutrade.com, Cin No. L63020DL1992PLC121695,
email id-corporatecompliance@sindhutrade.com

6.	Approval Of Related Party Transactions With ACB(India) Limited Amounting To Rs. 350 Crores (Approx.) For The Financial Year 2020-21			
----	---	--	--	--

Place:

Date:

(Signature of shareholder/Proxy)